

**Key Findings:**

- 1,919 residents are claiming Jobseeker’s Allowance (1.1%) of the working age population). This is a 3% decrease on last month’s figure and a 36% decrease on the number recorded at the same time last year
  - The overall JSA rate for South Gloucestershire remains considerably lower than the national and sub-regional rates
- Two wards – Kings Chase and Staple Hill had a claimant rate above the national average

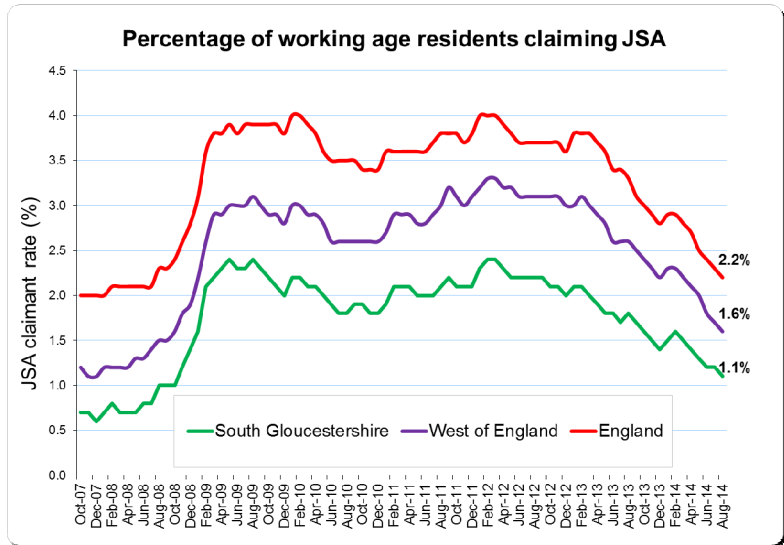
**Jobseeker’s Allowance (JSA) Claimant Count Data**

The monthly claimant count is not the official unemployment rate, but it provides the most detailed and regularly updated source of unemployment data at local level. Claimant count figures do not yet include claimants of Universal Credit.

In August 2014, 1,919 (1.1%) of the resident working age population in South Gloucestershire were claiming JSA. This is a 3% decrease on the July figure (1,978) and a 36% decrease on the number recorded the same time last year (3,009/ 1.8% of the working age population).

The graph shows the local JSA rate remains considerably lower than the national and sub-regional averages. The rate for South Gloucestershire has reached its lowest point since November 2008.

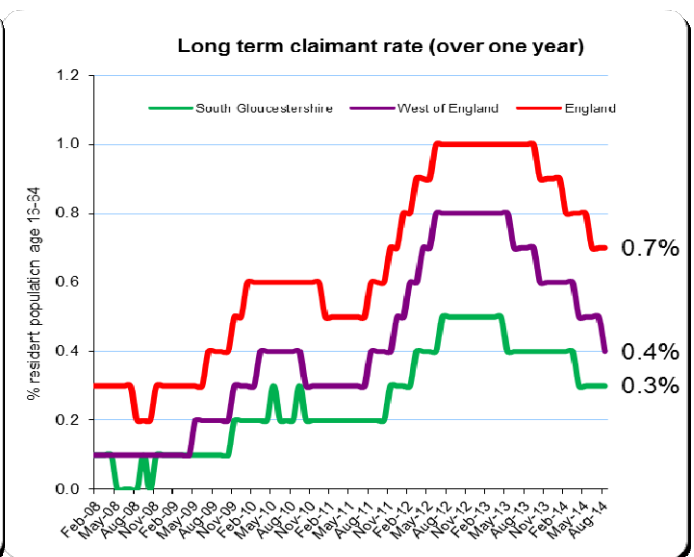
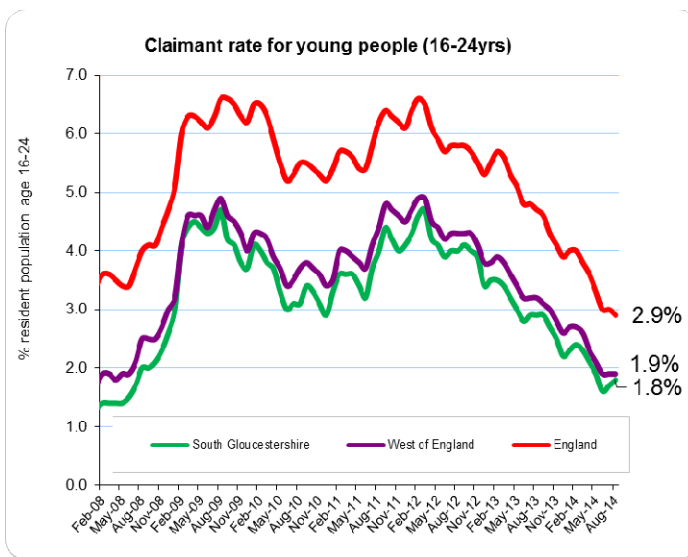
It should be noted that the claimant rate fluctuates on a monthly basis, so comparing one month with another sometimes results in considerable differences.



**JSA Claimants by age and duration\***

	Aged 16-64 (all working age)				Aged 16-24 (Young Claimants)				Aged 25-49				Aged 50-64			
	number	% of age group	Change on last month (%)	Change on last year (%)	number	% of age group	Change on last month (%)	Change on last year (%)	number	% of age group	Change on last month (%)	Change on last year (%)	number	% of age group	Change on last month (%)	Change on last year (%)
Up to 6 months	1,170	0.7	-0.8%	-35.2%	380	1.2	4.1%	-37.7%	590	0.6	0.0%	-35.2%	200	0.4	-11.1%	-31.0%
Over 6 months and up to a year	280	0.2	-5.1%	-44.6%	70	0.2	-12.5%	-50.0%	155	0.2	-3.1%	-42.6%	60	0.1	0.0%	-33.3%
Over 1 year	465	0.3	-7.0%	-32.6%	90	0.3	-5.3%	-40.0%	260	0.3	-8.8%	-34.2%	115	0.2	-8.0%	-23.3%
<b>Total</b>	<b>1,915</b>	<b>1.1</b>	<b>-3.3%</b>	<b>-36.2%</b>	<b>540</b>	<b>1.8</b>	<b>0.9%</b>	<b>-40.0%</b>	<b>1,000</b>	<b>1.1</b>	<b>-3.4%</b>	<b>-36.3%</b>	<b>375</b>	<b>0.8</b>	<b>-7.4%</b>	<b>-28.6%</b>

\*The figures shown in the table above are rounded and may differ from non rounded figures shown elsewhere in this report.

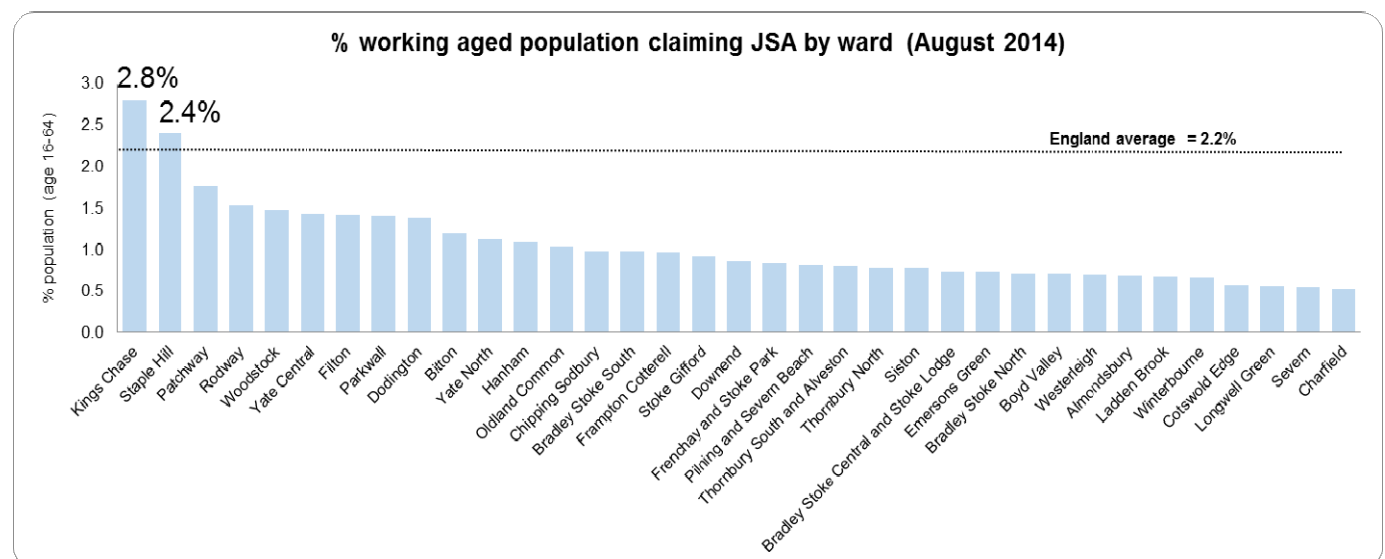
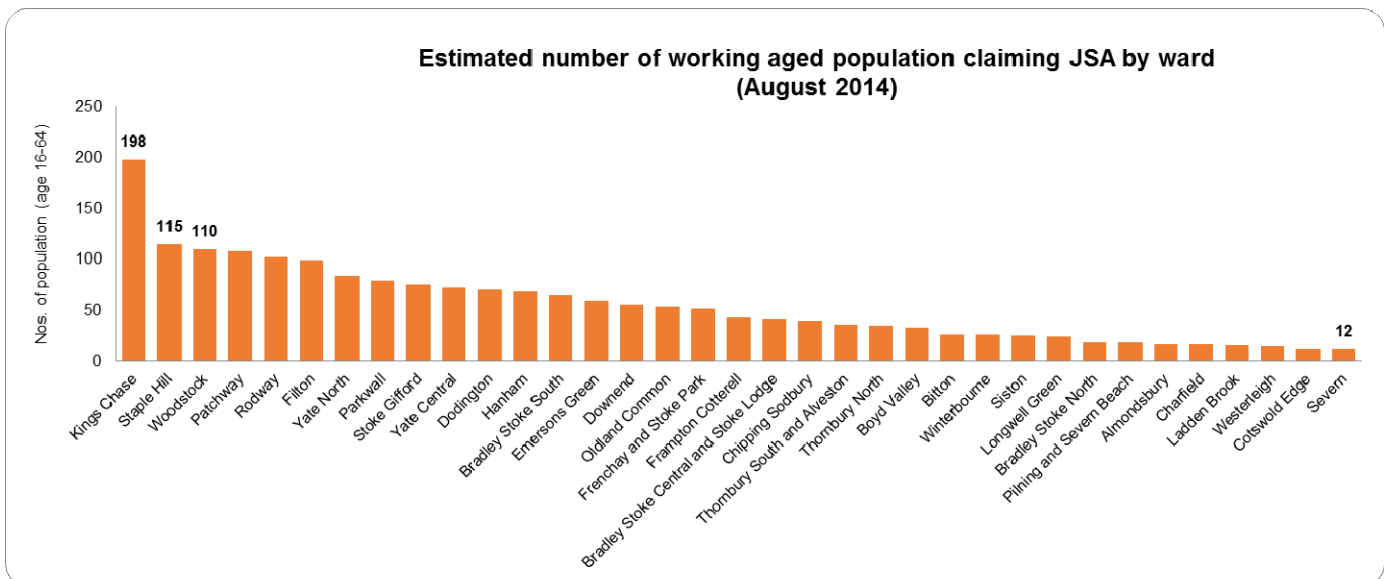


**Young claimants:** In August, there were 540 JSA claimants aged 16-24 in South Gloucestershire (1.8% of the resident population in that age group). This is a slight increase on the number recorded in July (535 / 1.7%) but a considerable decrease (-40%) on the number recorded at the same time last year (900 / 2.9%). The young persons' claimant rate in South Gloucestershire remains below both the national and sub-regional averages.

**Long Term claimants:** In August, 465 residents (0.3%) of the working age population had been claiming JSA benefits for over one year. This is lower than the number recorded last month (500) and 33% lower than the figure recorded the same time last year (690). The long term claimant rate in South Gloucestershire remains lower than both the national and sub-regional rates.

### Sub-district analysis (total JSA count and rate by ward)

In August, Kings Chase (198), Staple Hill (115), Woodstock (110) and Patchway (108) were the wards with the highest number of JSA claimants. Two wards – Kings Chase (2.8%), Staple Hill (2.4%) had a claimant rate above the national average (2.2%).

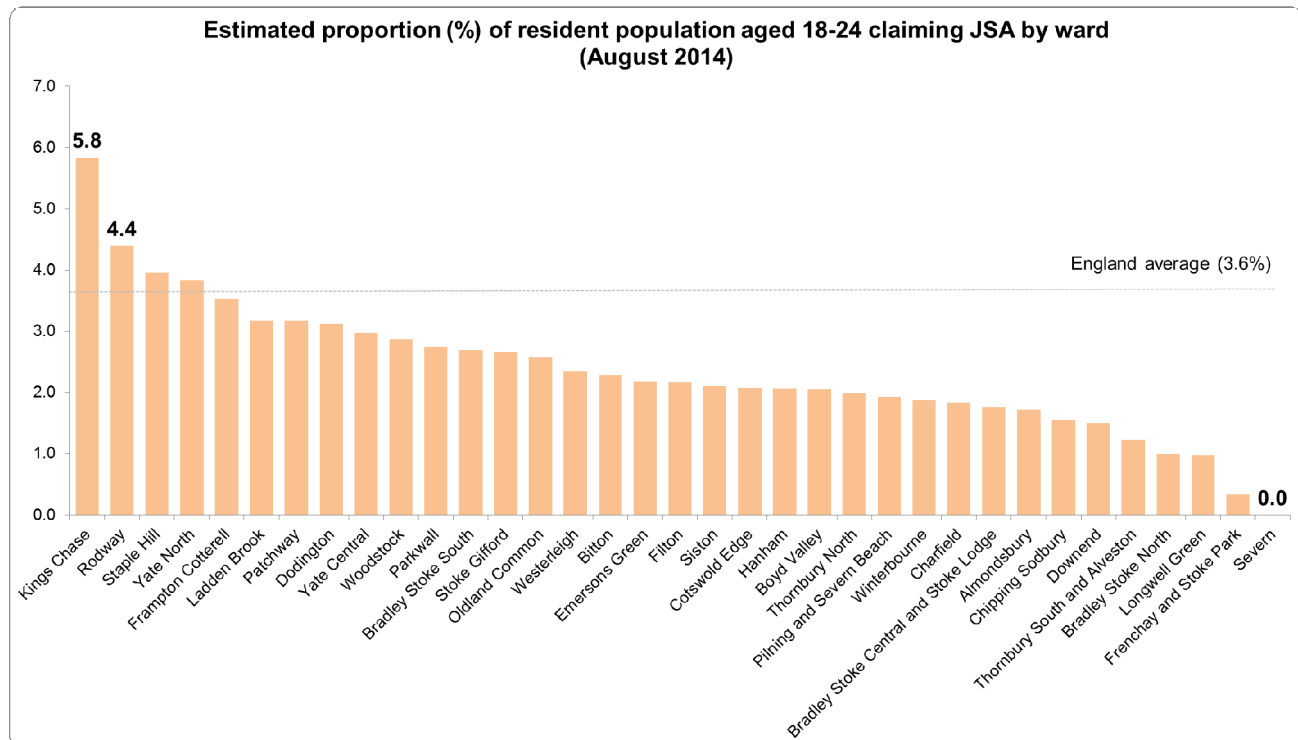
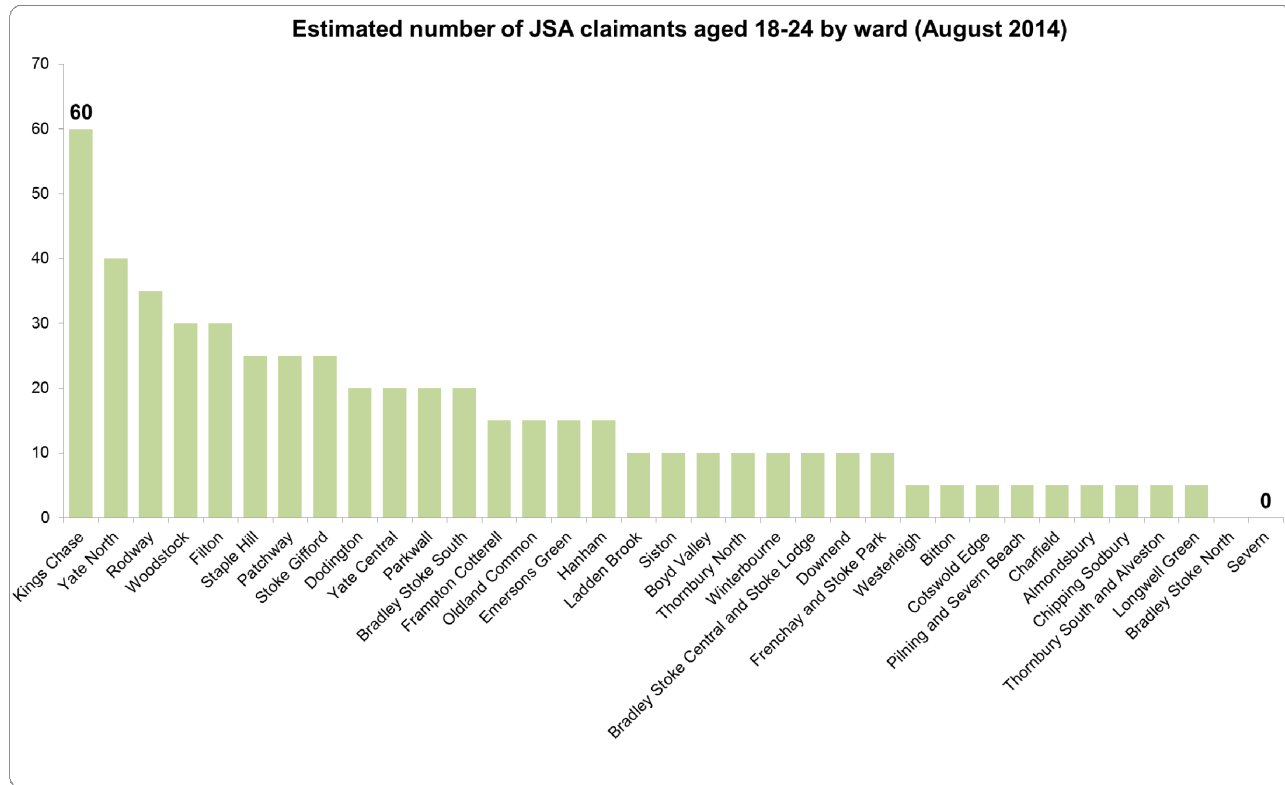


\*It should be noted that the data presented above reflects South Gloucestershire's current ward boundaries (adopted in 2007). Rates for 2007-based wards are not available on Nomis, therefore the rates shown above have been calculated 'in-house' and are not *official statistics*. Rates for wards are calculated using the 2012 ONS mid-year population estimates.

## Sub-district analysis (Estimates of the young persons JSA count and rate by ward)

Data relating to the number of 'young claimants' are not published at ward level; therefore the figures in this section are estimates (calculated in house) and not official statistics\*.

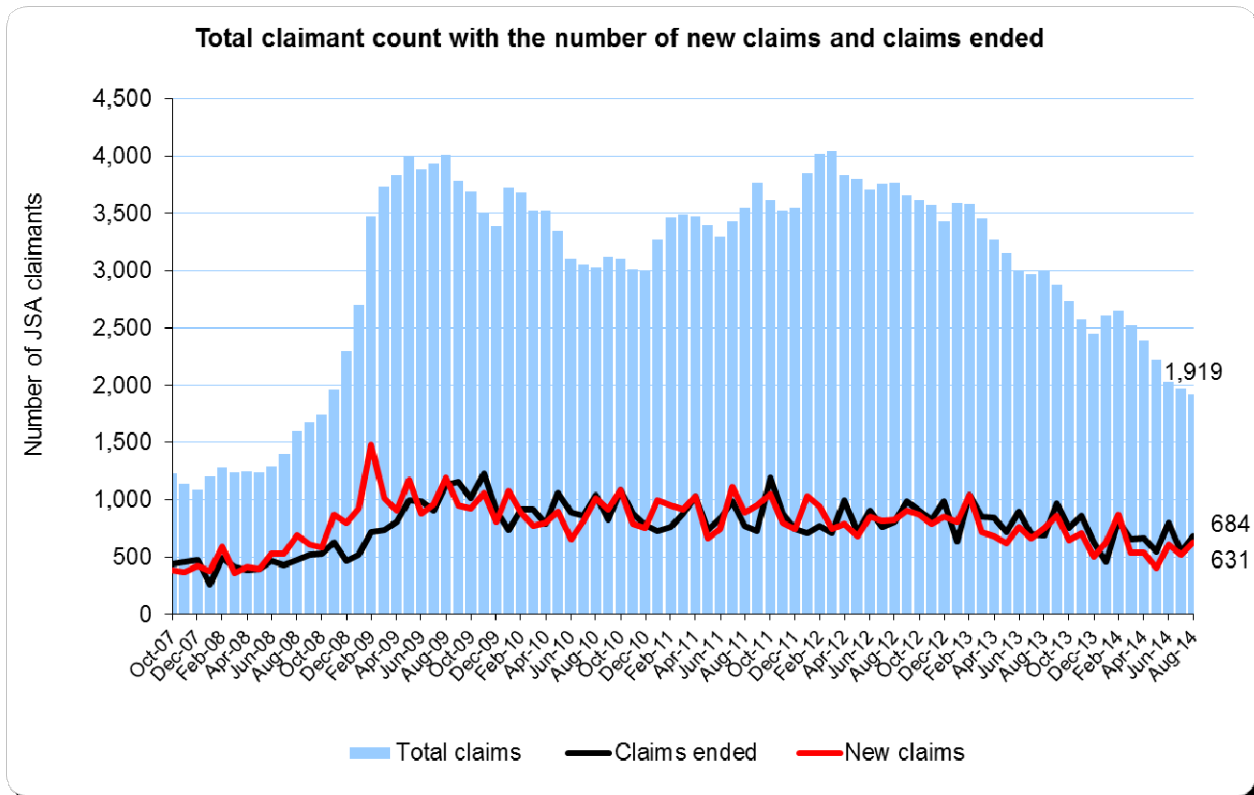
In August, Kings Chase (60) and Yate North (40) were the wards with the highest number of JSA claimants aged 18-24. The wards with the highest proportion of their resident population aged 18-24 years claiming JSA were Kings Chase (5.8%) and Rodway (4.4%), both above the England average (3.6%). Staple Hill and Yate North also had claimant rates above the England average in August.



\* Sub-district JSA data is only available for the 18-24 age group (not the 16-24 age group). These statistics are estimates and not official statistics – so should be treated with caution. Counts are calculated by apportioning CAS 2003 level ward data to 2007 wards using the distribution of domestic premises (derived from LLPG April 2013). Rates are calculated using the 2012 ONS mid-year population estimates. Proportions for some wards may be influenced by low resident populations in the 18-24 age group and / or the effects of rounding.

## JSA: total claimant count with the number of new claims and the number of claims ended

In August 2014, more claims ended (684) than there were new claims made (631), resulting in an overall decrease in the total number of claimants for this period.



### Sources and notes

All data in this report is sourced from NOMIS : ([www.nomisweb.co.uk](http://www.nomisweb.co.uk)) © Crown Copyright 2014

JSA Claimant Count figures are not seasonally adjusted. Care is needed in interpreting monthly changes in local level counts, which will be affected by seasonal fluctuations. Source: JSA Claimant Count ([www.nomisweb.co.uk](http://www.nomisweb.co.uk)) © Crown Copyright 2014

**Please note** - where there are high percentage changes this may only indicate a very small change in actual value when the previous value was very low.

**For further information contact: The Corporate Research and Consultation Team: 01454 863990 / 01454 863862, email [research@southglos.gov.uk](mailto:research@southglos.gov.uk)**