

Monthly Labour Market Review: April 2014

(All data relates to March 2014, published on NOMIS – 16 April 2014)

Key Findings:

- 2,518 residents are claiming Jobseeker's Allowance (1.5% of the working age population). This is a 4.9% decrease on last month's figure and a 27.1% decrease on the number recorded at the same time last year
- The overall JSA rate for South Gloucestershire remains considerably lower than the national and sub-regional rates and is the lowest it has been since December 2008
- Only two wards (Kings Chase and Staple Hill) had a (total) claimant count rate above the national average

Jobseeker's Allowance (JSA) Claimant Count Data

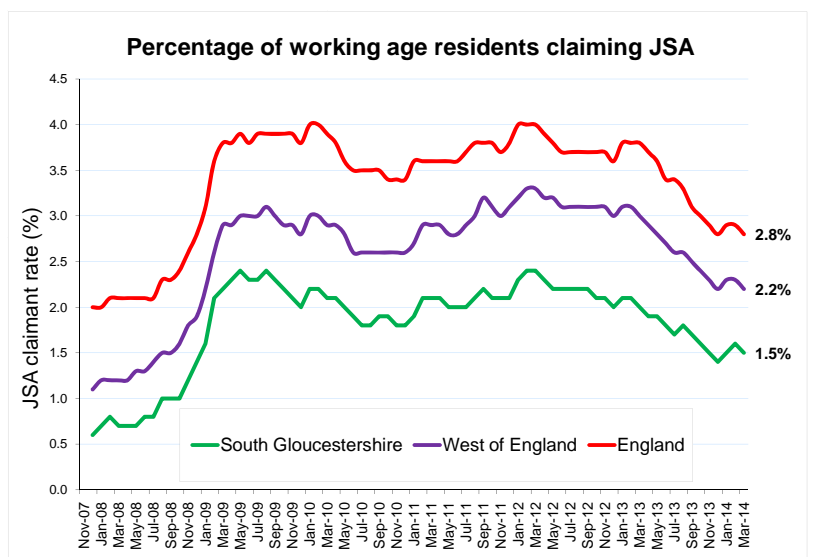
The monthly claimant count is not the official unemployment rate, but it provides the most detailed and regularly updated source of unemployment data at local level. Claimant count figures do not yet include claimants of Universal Credit.

In March 2014, 2,518 (1.5%) of the resident working age population in South Gloucestershire were claiming JSA. This is a 4.9% decrease on the February figure (2,649) and a 27.1% decrease on the number recorded the same time last year (3,452 / 2.0%) of the working age population).

The claimant count and rate in March was the lowest it has been since December 2008.

The graph shows the local JSA rate remains considerably lower than the national and sub-regional averages.

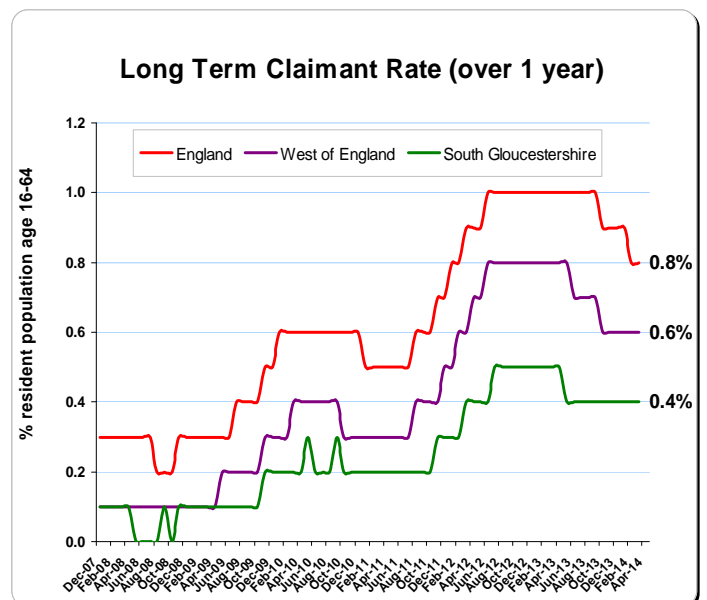
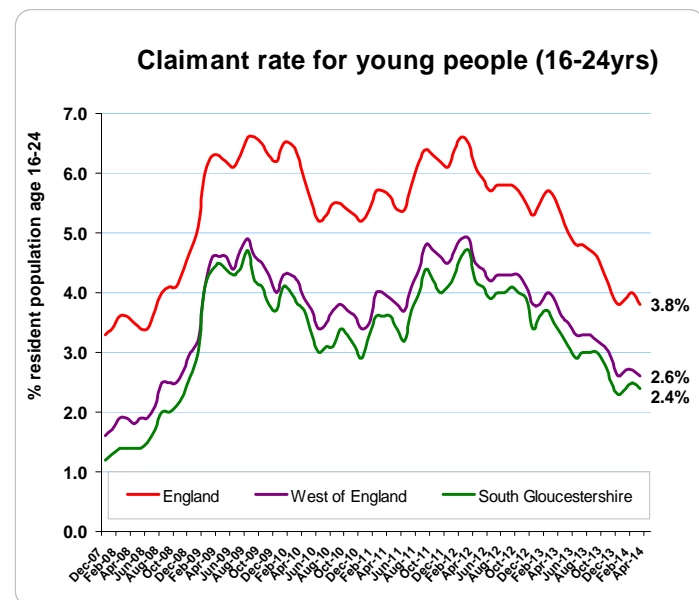
It should be noted that the claimant rate fluctuates on a monthly basis, so comparing one month with another sometimes results in considerable differences.



JSA Claimants by age and duration*

	Aged 16-64 (all working age)				Aged 16-24 (Young Claimants)				Aged 25-49				Aged 50-64			
	number	% of age group	Change on last month (%)	Change on last year (%)	number	% of age group	Change on last month (%)	Change on last year (%)	number	% of age group	Change on last month (%)	Change on last year (%)	number	% of age group	Change on last month (%)	Change on last year (%)
Up to 6 months	1,520	0.9	-6.7%	-30.6%	490	1.6	-6.7%	-32.9%	760	0.8	-8.4%	-30.6%	270	0.6	-1.8%	-25.0%
Over 6 months and up to a year	390	0.2	0.0%	-11.4%	115	0.4	9.5%	-11.5%	205	0.2	-4.7%	-14.6%	70	0.1	-6.7%	-6.7%
Over 1 year	605	0.4	-2.4%	-25.8%	110	0.4	0.0%	-40.5%	350	0.4	-2.8%	-23.9%	145	0.3	-3.3%	-12.1%
Total	2,515	1.5	-4.7%	-27.0%	715	2.4	-3.4%	-31.6%	1,320	1.4	-5.7%	-26.5%	480	1.0	-4.0%	-20.7%

*The figures shown in the table above are rounded and may differ from non rounded figures used elsewhere in this report.

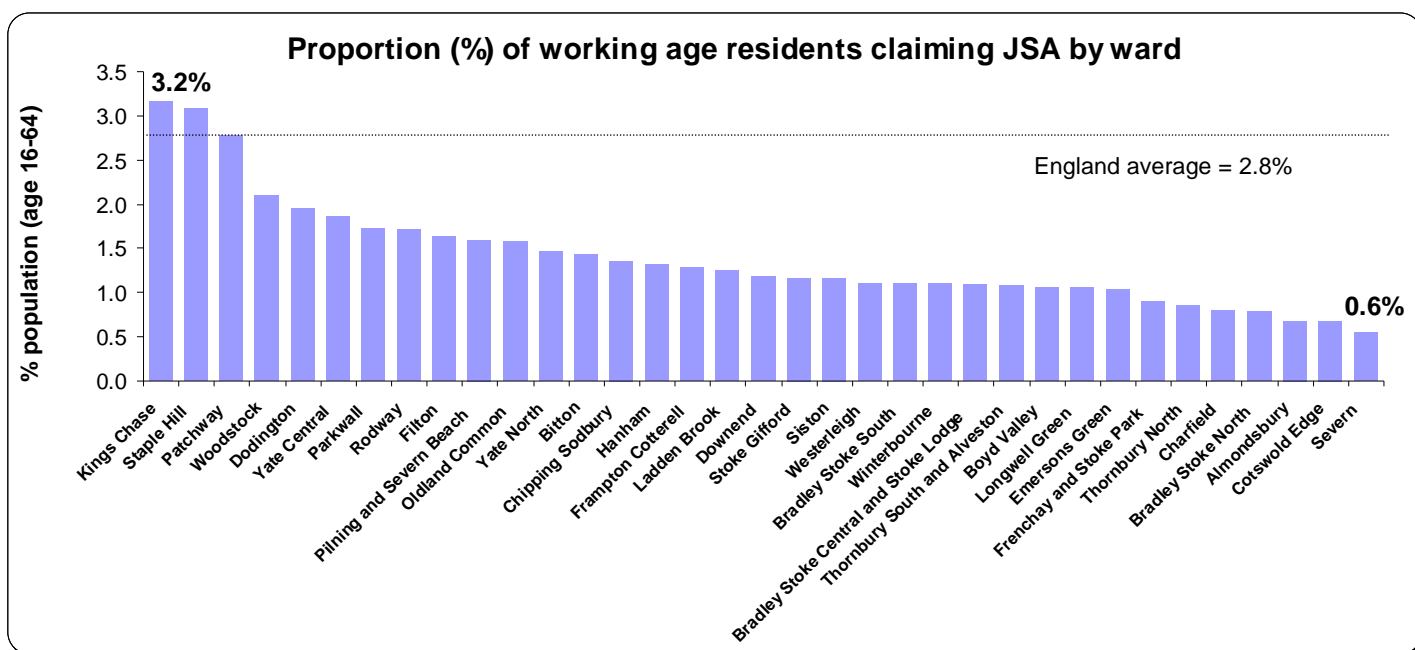
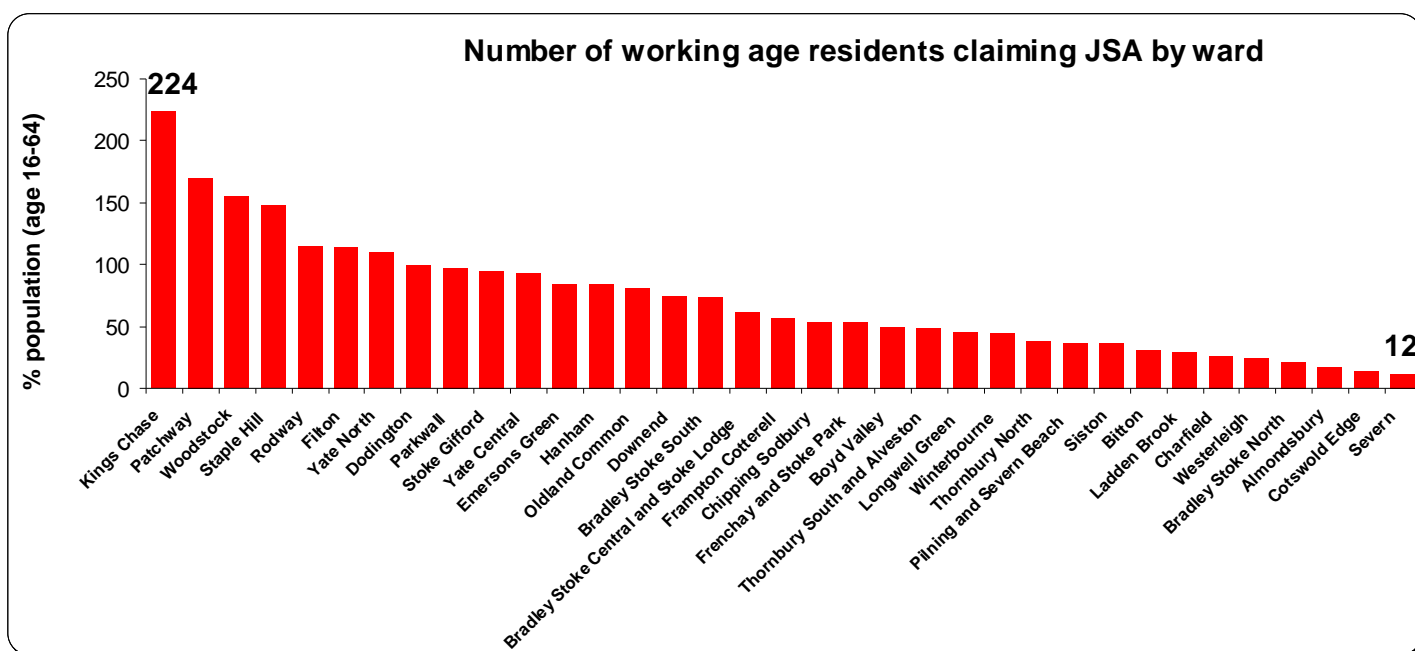


Young claimants: In March, there were 715 JSA claimants aged 16-24 in South Gloucestershire (2.4% of the resident population in that age group). This is a slight decrease on the number recorded in February (740 / 2.5%) and is considerably lower than the number recorded at the same time last year (1,045 / 3.5%), representing a 31.6% decrease over the year. The young persons' claimant rate in South Gloucestershire remains below both the national and sub-regional averages.

Long Term claimants: In March, 605 residents (0.4%) of the working age population had been claiming JSA benefits for over one year. This is lower than the number recorded last month (620) and 25.8% lower than the figure recorded the same time last year (815). The long term claimant rate in South Gloucestershire remains lower than both the national and sub-regional rates.

Sub-district analysis (total JSA count and rate by ward)

In March, Kings Chase (224), Patchway (170), Woodstock (155) and Staple Hill (148) were the wards with the highest number of JSA claimants. Only two wards in the district – Kings Chase (3.2%) and Staple Hill (3.1%) had a claimant rate above the national average. Patchway had a rate in line with the national average, whilst all other wards had a JSA claimant rate below the national average.



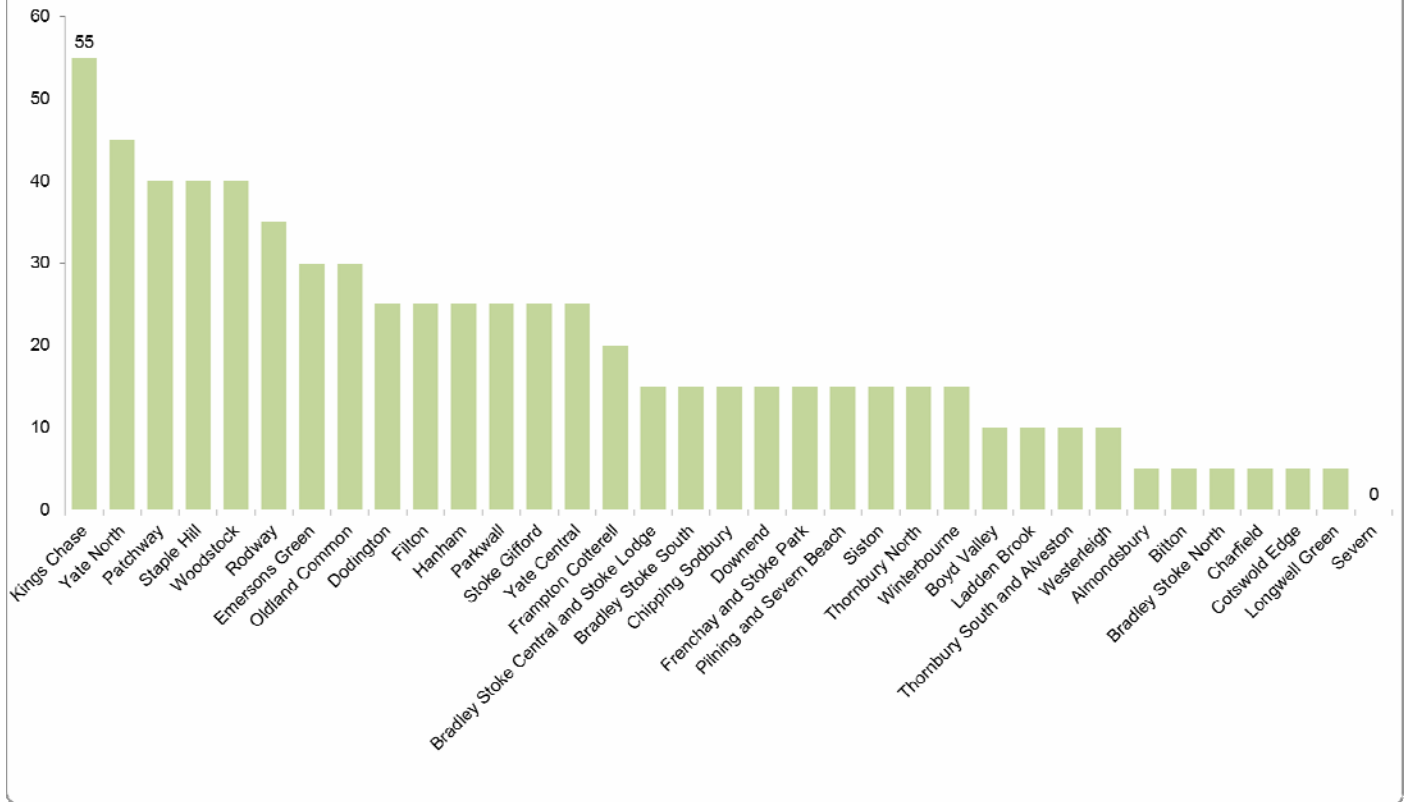
*It should be noted that the data presented above reflects South Gloucestershire's current ward boundaries (adopted in 2007). Rates for 2007-based wards are not available on Nomis, therefore the rates shown above have been calculated 'in-house' and are not official statistics. Rates for wards are calculated using the 2011ONS mid-year population estimates.

Sub-district analysis (Estimates of the young persons JSA count and rate by ward)

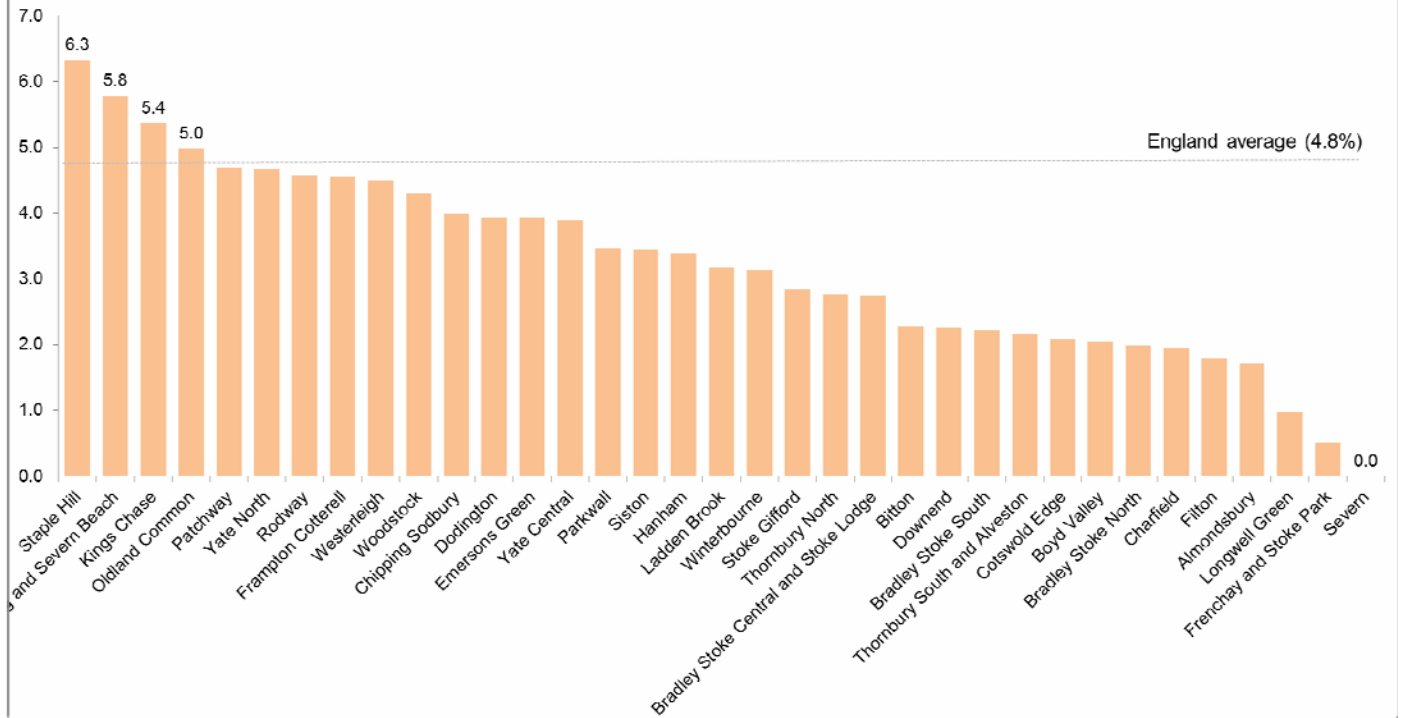
Data relating to the number of 'young claimants' are not published at ward level; therefore the figures in this section are estimates (calculated in house) and not official statistics*.

In March, Kings Chase (55), Yate North (45) and Staple Hill (40) were the wards with the highest number of JSA claimants aged 18 to 24 years. The wards with the highest proportion of their resident population aged 18-24 years claiming JSA were: Staple Hill (6.3%) Piling and Severn Beach (5.8%) and Kings Chase (5.4%).

Estimated number of JSA claimants aged 18-24 by ward (March, 2014)



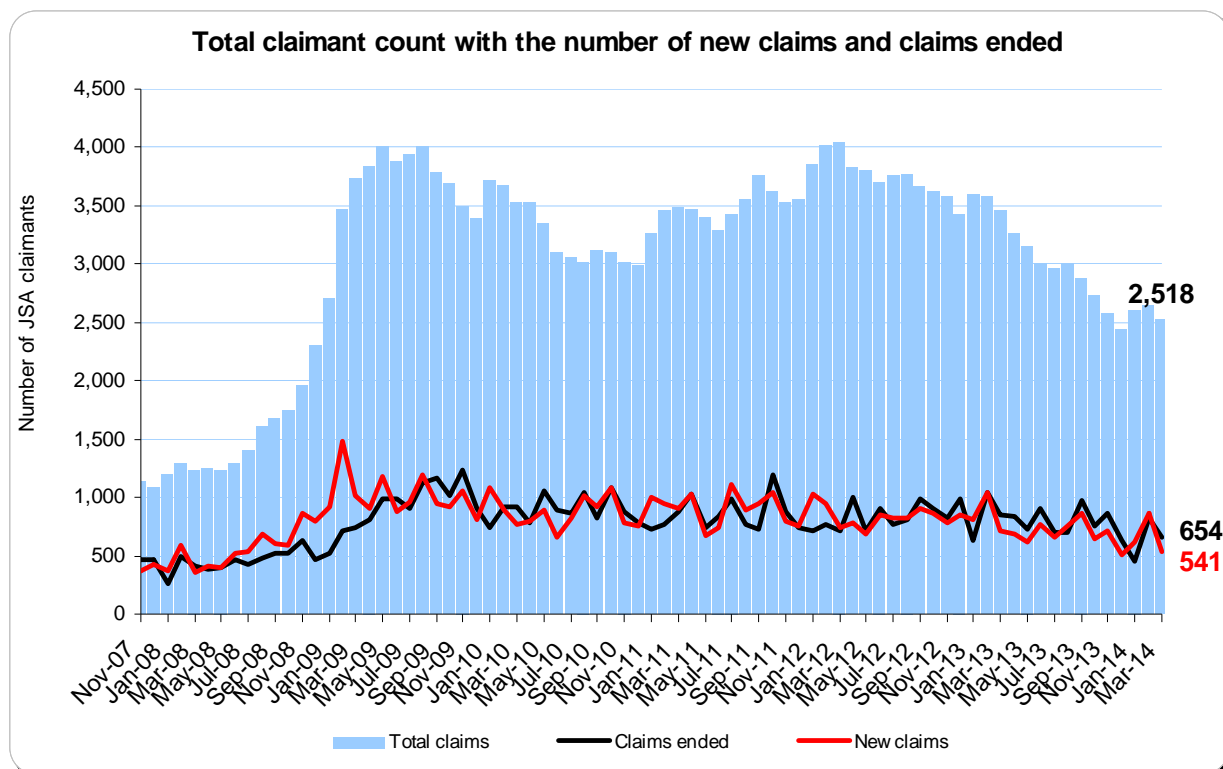
Estimated proportion (%) of resident population aged 18-24 claiming JSA by ward (March, 2014)



* Sub-district JSA data is only available for the 18-24 age group (not the 16-24 age group). These statistics are estimates and not official statistics – so should be treated with caution. Counts are calculated by apportioning CAS 2003 level ward data to 2007 wards using the distribution of domestic premises (derived from LLPG April 2013). Rates are calculated using the 2011 ONS mid-year population estimates. Proportions for some wards may be influenced by low resident populations in the 18-24 age group and / or the effects of rounding.

JSA: total claimant count with the number of new claims and the number of claims ended

In March 2014, there were fewer new claims (541) than there were that ended (654), resulting in an overall decrease in the total number of claimants for this period.



Please note: As of 2013, JSA rates from January 2011 onwards, are calculated using the mid-2011 resident population aged 16-64. Therefore, data presented in this report is not be comparable to issues published prior to January 2013 that used mid-2010 resident population aged 16-64.

Sources and notes

All data in this report is sourced from NOMIS : (www.nomisweb.co.uk) © Crown Copyright 2014

JSA Claimant Count figures are not seasonally adjusted. Care is needed in interpreting monthly changes in local level counts, which will be affected by seasonal fluctuations. Source: JSA Claimant Count (www.nomisweb.co.uk) © Crown Copyright 2014

Please note - where there are high percentage changes this may only indicate a very small change in actual value when the previous value was very low.

For further information contact: The Corporate Research and Consultation Team: 01454 863990 / 01454 863862, email research@southglos.gov.uk