
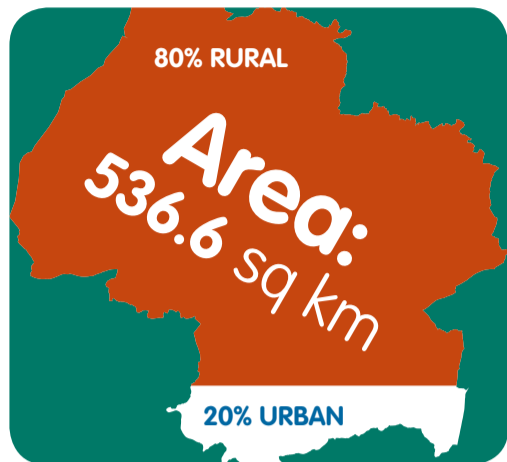


SOUTH GLOUCESTERSHIRE KEY FACTS AND FIGURES



Population 277,600

CHILDREN (0-15 YEARS)
51,500 (18.6% of total population)
WORKING AGE (16-64 YEARS)
174,700 (62.9% of total population)
PENSIONABLE AGE (65+ YEARS)
51,400 (18.5% of total population)

Source: Office for National Statistics (ONS) mid-year estimates, 2016

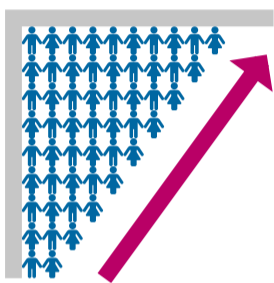
BLACK AND MINORITY ETHNIC (BME) RESIDENTS
13,193 (5.0% of total population)

Source: Census 2011, ONS



The total population is projected to increase by **47,200** to **324,800** in 2036.

Source: ONS Sub-national Population Projections



In the year April 2016 - March 2017 **80.1%** of the working age population were in **employment**. This is higher than the national rate of **74.4%**.

Source: ONS Annual Population Survey (via NOMIS).



In August 2014, **5,790 children** lived in **low-income families** (**11.9%** of all children). England average (**20.1%**).

Source: HMRC - Personal tax credits: Children in low-income families location measure, 2014 snapshot. *Number of children living in families in receipt of Child Tax Credit whose reported income is less than 60 per cent of the median income or in receipt of Income Support or (Income-Based) JSA, divided by the total number of children in the area (determined by Child Benefit data).



In December 2016 the average **house price** was **£243,000**. This is above the national average of **£224,000**.

Source: ONS house price statistics for small areas, Q3 2016.

From April 2016 - March 2017 **unemployment rate** was **3.3%** of the economically active population. This is considerably lower than the national rate of **4.8%**.

Source: ONS Annual Population Survey (via NOMIS).



In November 2016 **5.2%** of the working age population were **claiming key out-of-work benefits**. This is lower than the national rate of **8.1%**. **1,010** residents aged 16-24yrs claim key out-of-work benefits (**3.3%** of the total population of this age group). This is lower than the national rate (**4.8%**).

Source: Department of Work and Pensions - Working age client group analysis (via NOMIS). Key out of work benefits include: Jobseeker's Allowance; Employment and Support Allowance and incapacity benefits; lone parents and other income related benefits.



In 2016, the average **earnings** for residents was estimated to be **£29,752** compared to **£28,503** nationally.

The average earnings for males is **£31,753**, compared to **£24,471** for females.

Source: Annual Survey of Hours and Earnings 2016 - resident analysis (via NOMIS)

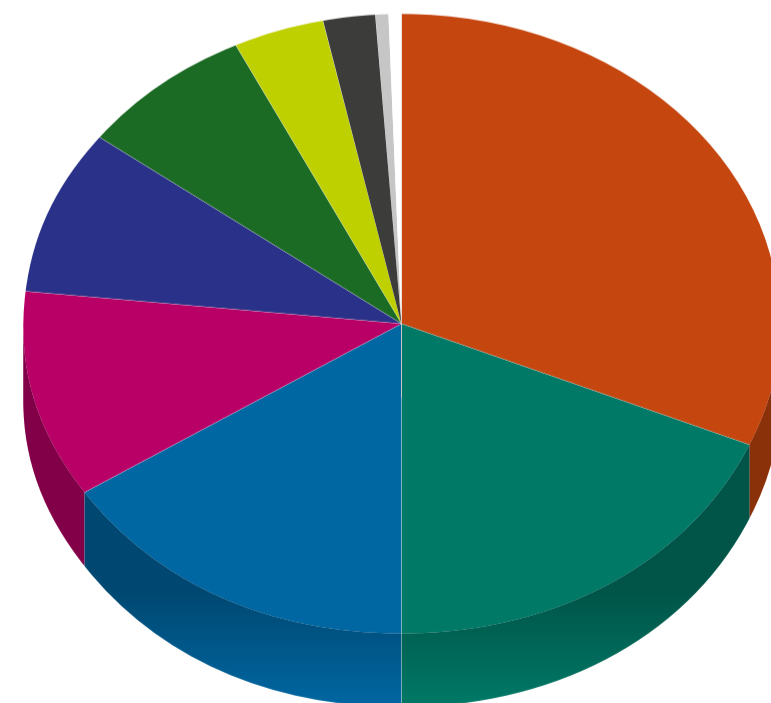
Apprenticeship programme

For the full year 2015/16 Intermediate level apprenticeships made up the highest proportion of all starts **52.3%** (**1,380**). Following this, Advanced level apprenticeships accounted for **41.7%** (**1,100**) and higher apprenticeships accounted for **6.1%** (**160**).

Source: Skills Funding Agency and Department for Business, Energy and Industrial Strategy (via FE data library: apprenticeships)



Employment by sector



- Public administration, education & health sectors
- Banking, finance & insurance sector
- Distribution & hospitality
- Manufacturing
- Transport & communication
- Construction
- Other services
- Energy & water
- Agriculture & fishing
- Other

Source: ONS Annual Population Survey, Jan 2016-Dec 2016. (via NOMIS)

Educational Attainment

In September 2017 there are 39,701 pupils in South Gloucestershire Schools and Academies.

22,734 are in Primary (4-11 years old)

15,941 are in Secondary (11-16 years old) provision

449 are being educated within specialist provision

In September 2017 there are **114** state-funded Schools and Academies or specialist providers.

EARLY YEARS, KEY STAGE 1 AND KEY STAGE 2
In 2017

- 77%** of Early Years pupils secured a Good Level of development; which is well above the 2016 national average

- 69%** of Key Stage 1 pupils achieved the expected outcome in Reading, Writing and Mathematics, which is above the 2016 national average

- 60%** of Key Stage 2 pupils secured expected outcomes in Reading, Writing and Mathematics, which is in line with the 2016 national average.

Source: SGC Dept. for children, adults and health (provisional 2017 outcomes and may be subject to change)

KEY STAGE 4

At the end of Key Stage 4, in 2016, the Attainment 8 score for pupils in South Gloucestershire was **47.9** and the national figure was **48.5** (all schools).

(Note: In 2016, the Department for Education's new secondary school accountability system was implemented. Attainment 8 has been introduced to measure the achievement of a pupil across eight qualifications including English and Mathematics). Source: SGC Dept. for children, adults and health

LEVEL 2 AND 3 QUALIFICATIONS

At the age of 19, in 2016, **84%** of young people secured a full Level 2 qualification; while **49%** of young people secured a full Level 3 qualification; both of which are below national average.

Source: SGC Dept. for children, adults and health

NOT IN EDUCATION, EMPLOYMENT OR TRAINING (NEET)

In 2016, the proportion of 16 & 17 year olds who were known to be not in education, employment or training (NEET) was **1.7%** which is lower than the national average of **2.7%**.

Source: SGC Dept. for children, adults and health