

PREPARING YOUR CAR FOR AN EMERGENCY




Step 1 How well prepared is your car?

Check that:

- All lights work and the lenses are clean.
- All windows are clean and unobstructed.
- Windscreen washer bottle is full.
- Windscreen wipers work effectively.
- Tyres have adequate tread - don't forget your spare tyre.
- All tyres are correctly inflated - don't forget your spare tyre.
- Coolant/anti-freeze, oil, power steering, and brake fluids are at the correct level.
- You know where your car jack and tools are, and you know how to use them.

Don't Know

It's Prepared



Remember to check these items regularly and particularly before long journeys


Step 2 Do you have an emergency kit in your car?

Have the following items in your car:

- Bottled water.
- Long life snacks - nuts, dried fruit, muesli bars etc.
- Small First Aid kit and that you know how to use it.
- Battery/Wind up torch.
- Battery/Wind up radio.
- List of emergency contact details, insurers details etc.
- Universal mobile phone car charger.
- Baby wipes/wet wipes.
- Plastic Bags.
- High Visibility Jacket or Vest.
- Road Atlas.
- Jump Leads.
- Tow Rope.
- Kitchen Roll.
- Playing cards/travel games.
- Small Change.
- Pen and paper.

No

Yes



Regularly check the above items to ensure that they are in good condition

Go to Page 2

PREPARING YOUR CAR FOR AN EMERGENCY



Step 3

Is your car prepared for cold or hot weather?


Driving in winter is more hazardous than in the summer months and you are more likely to get stranded away from home. Consider having the following extra items in your car:

Cold Weather

- Sleeping Bag (or blankets) for each person travelling.
- Additional warm clothing including hats and gloves.
- Waterproof coat and trousers.
- Flask containing a hot drink.
- Snow Shovel.
- Wellington Boots.
- Tow rope (if not already included).
- Ice scraper/de-icer.
- Salt/grit.

Hot Weather

- Cold drinks.
- Shade (such as an umbrella).
- Coolbox.
- Sun Screen.



Even on shorter journeys you can become stranded in your vehicle. Before each journey pause to think about what you would do should you get stranded.

If severe weather such as snow threatens think very carefully before setting off on a journey - get an updated weather forecast, check your vehicle thoroughly before setting off, and leave plenty of time for your journey. Keep listening to local radio broadcasts for updates on the road conditions and weather.
ONLY TRAVEL IF IT IS ESSENTIAL FOR YOU TO DO SO