

Key Findings:

- 1, 647 residents are claiming Jobseeker’s Allowance (1.0% of the working age population). This is a 4.9% decrease on last month’s figure and a 32.7% decrease on the number recorded at the same time last year
- The overall JSA rate for South Gloucestershire remains considerably lower than the national and sub-regional rates
- Only two wards – Kings Chase and Staple Hill have a claimant rate above the national average

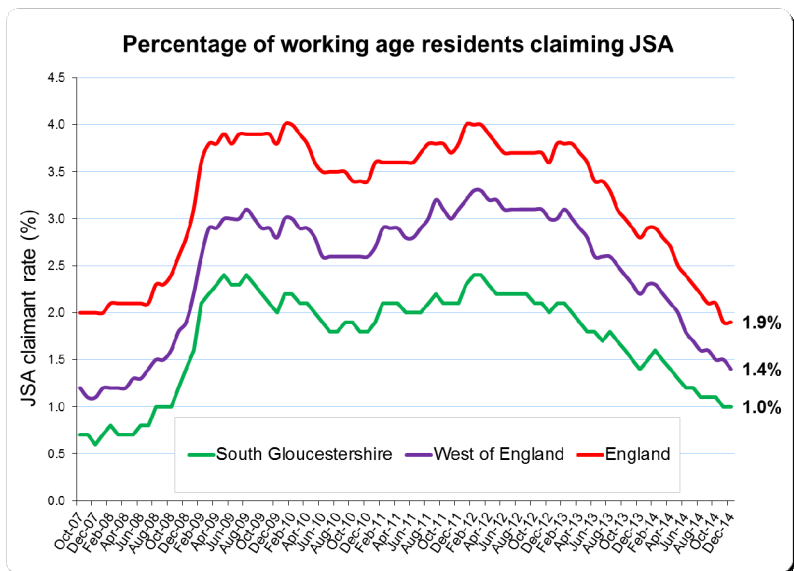
Jobseeker’s Allowance (JSA) Claimant Count Data

The monthly claimant count is not the official unemployment rate, but it provides the most detailed and regularly updated source of unemployment data at local level. Claimant count figures do not yet include claimants of Universal Credit.

In December 2014, 1,647 (1.0%) of the resident working age population in South Gloucestershire were claiming JSA. This is a 4.9% decrease on the November figure (1,731) and a 32.7% decrease on the number recorded the same time last year (2,446 / 1.4% of the working age population).

The graph shows the local JSA rate remains considerably lower than the national and sub-regional averages. It also shows there has been a continuous decline in the rate of claimants since February 2014, both locally and nationally.

It should be noted that the claimant rate fluctuates on a monthly basis, so comparing one month with another sometimes results in considerable differences.



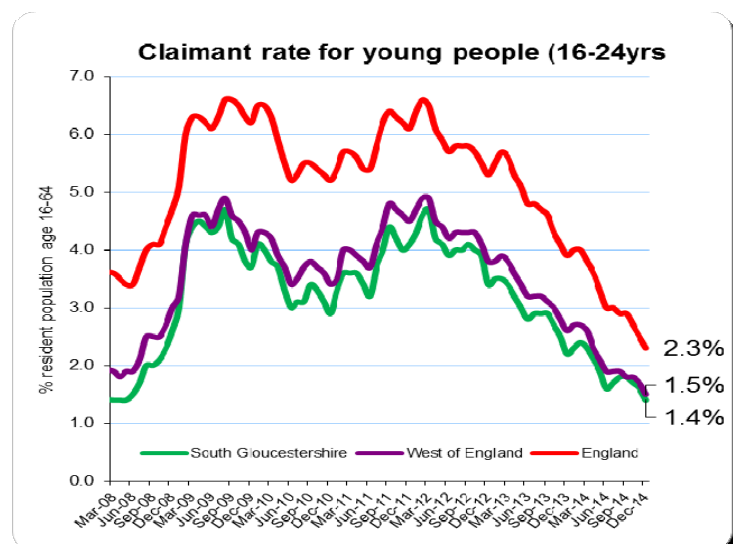
JSA Claimants by age and duration*

	Aged 16-64 (all working age)				Aged 16-24 (Young Claimants)				Aged 25-49				Aged 50-64			
	number	% of age group	Change on last month (%)	Change on last year (%)	number	% of age group	Change on last month (%)	Change on last year (%)	number	% of age group	Change on last month (%)	Change on last year (%)	number	% of age group	Change on last month (%)	Change on last year (%)
Up to 6 months	1,085	0.6	-5.2%	-25.7%	320	1.0	-11.1%	-33.3%	560	0.6	0.9%	-24.8%	200	0.4	-13.0%	-14.9%
Over 6 months and up to a year	185	0.1	-2.6%	-47.1%	50	0.2	11.1%	-41.2%	95	0.1	-5.0%	-52.5%	40	0.1	0.0%	-38.5%
Over 1 year	375	0.2	-5.1%	-40.0%	65	0.2	-13.3%	-45.8%	210	0.2	-4.5%	-41.7%	95	0.2	-9.5%	-34.5%
Total	1,645	1.0	-4.9%	-32.4%	435	1.4	-9.4%	-36.5%	870	1.0	-0.6%	-33.1%	340	0.7	-9.3%	-24.4%

*The figures shown in the table above are rounded and may differ from non rounded figures shown elsewhere in this report.

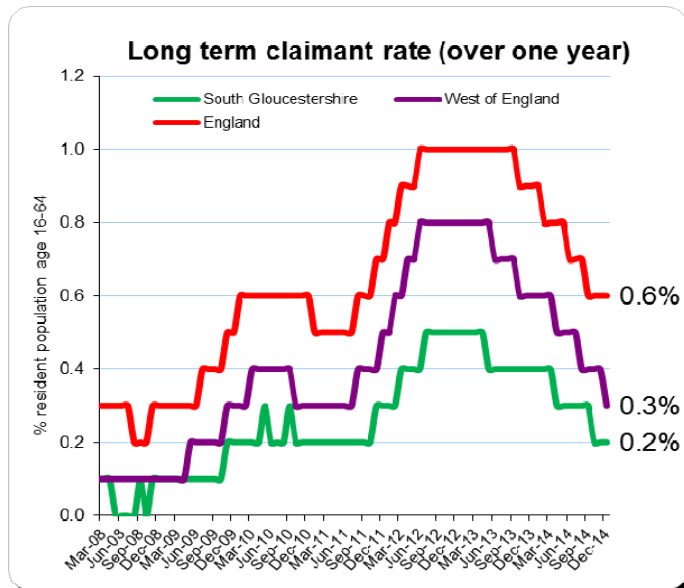
Young claimants:

In December, there were 435 JSA claimants aged 16-24 in South Gloucestershire (1.4% of the resident population in that age group). This is a slight decrease on the number recorded in November (480 / 1.6%) and a considerable decrease (-36.5%) on the number recorded at the same time last year (685 / 2.2%). The young persons’ claimant rate in South Gloucestershire is below both the national and sub-regional averages.



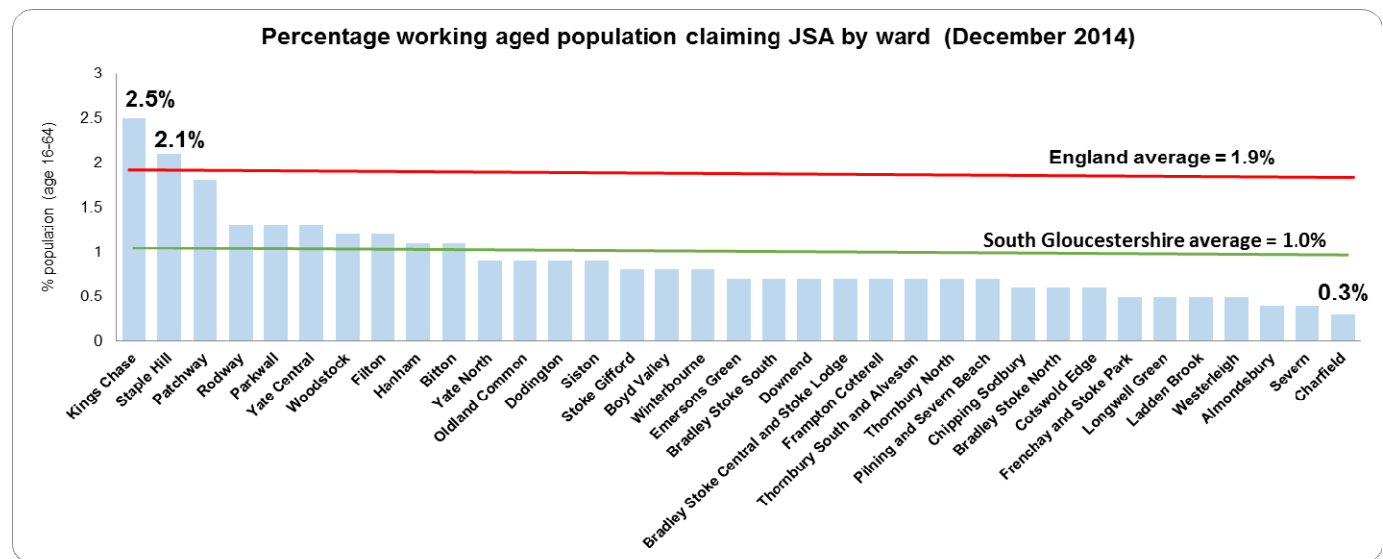
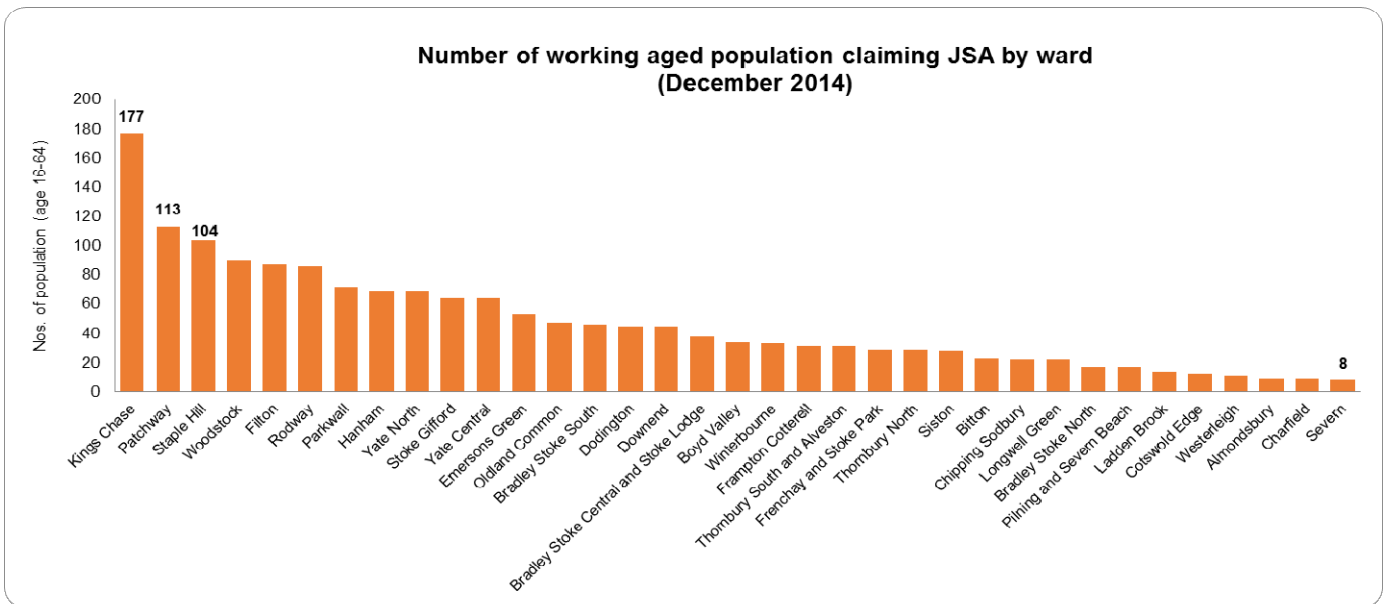
Long Term claimants:

In December, 375 residents (0.2%) of the working age population had been claiming JSA benefits for over one year. This is 5.1% lower than the number recorded last month (395) and 40% lower than the figure recorded the same time last year (625). The long term claimant rate in South Gloucestershire remains lower than both the national and sub-regional averages.



Sub-district analysis (total JSA count and rate by ward)

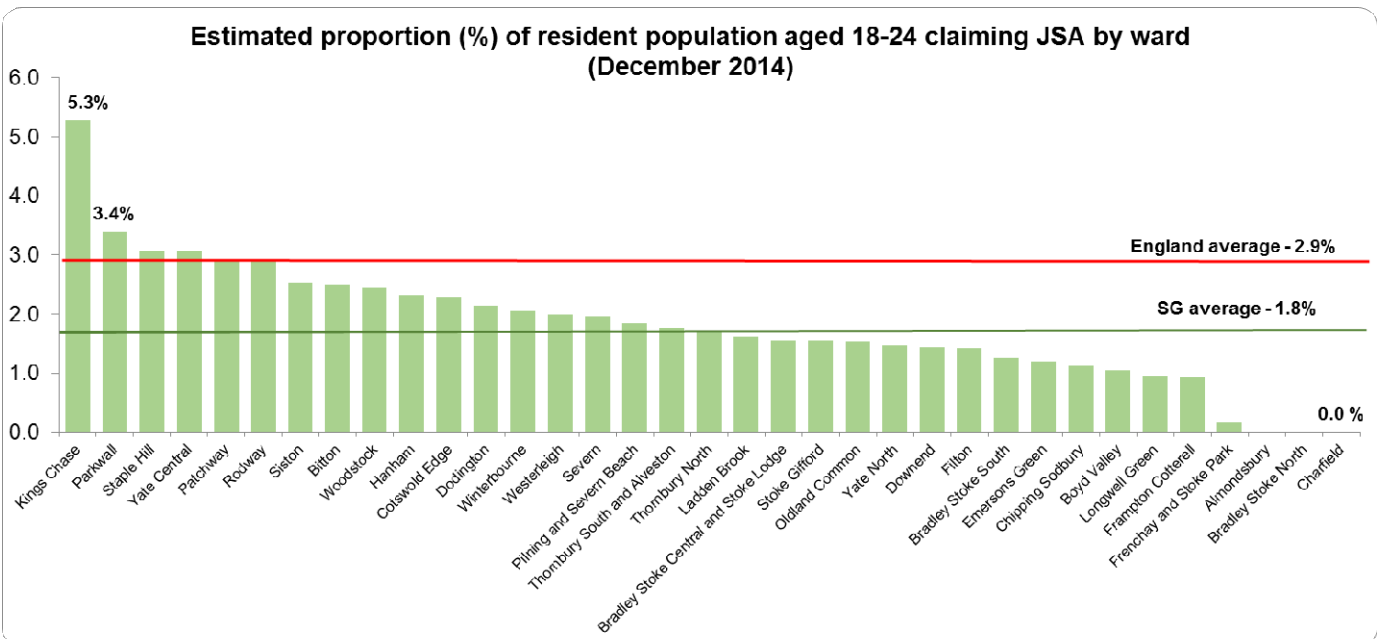
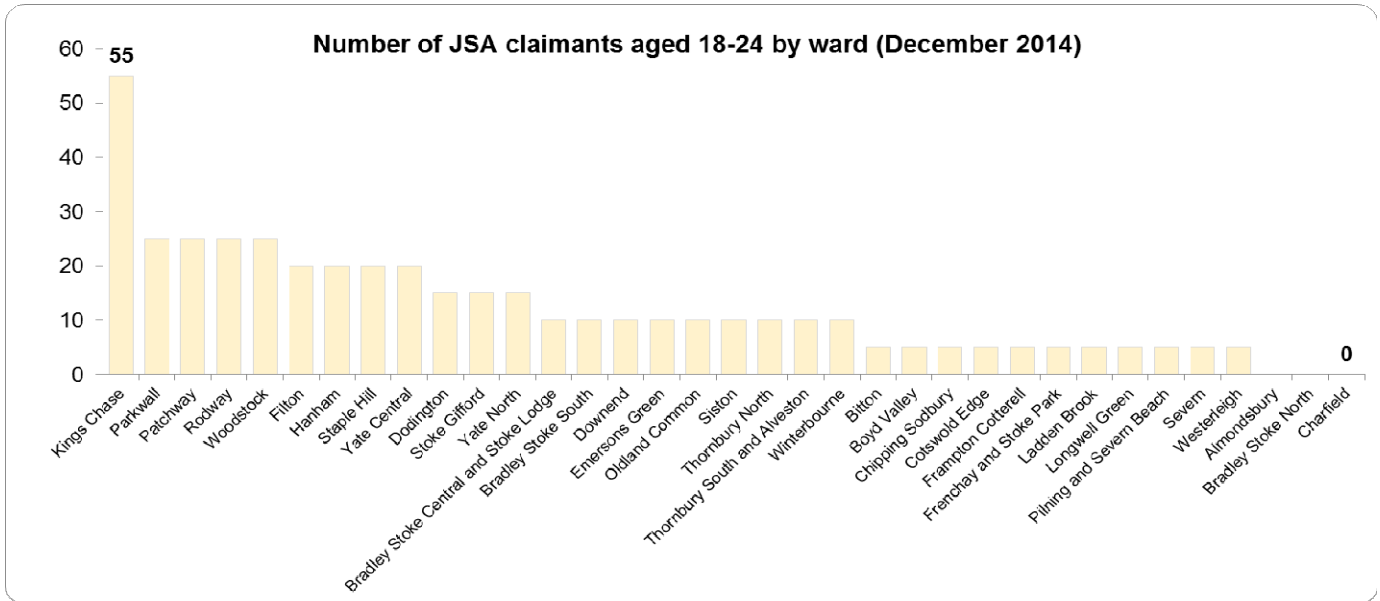
In December, Kings Chase (177), Patchway (113), and Staple Hill (104) were the wards with the highest number of JSA claimants. Two wards – Kings Chase (2.5%) and Staple Hill (2.1%) had a claimant rate above the national average (1.9%).



Sub-district analysis (Estimates of the young persons JSA count and rate by ward)

Data relating to the rate of 'young claimants' are not published at ward level therefore the figures are estimates (calculated in house) and not official statistics*.

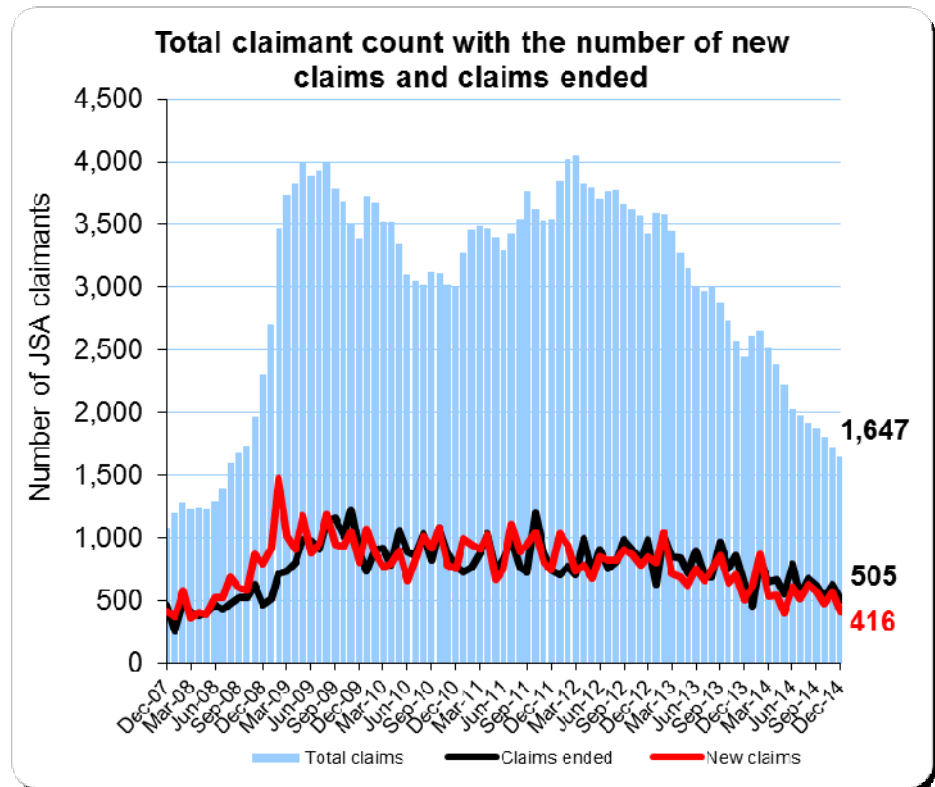
In December, Kings Chase (with 55) was the ward with the highest number of JSA claimants aged 18-24. The wards with the highest proportion of their resident population aged 18-24 years claiming JSA were Kings Chase (5.3%), and Parkwall (3.4%), and Staple Hill and Yate Central (both at 3.1%), all of which had rates above the England average (2.9%). Patchway and Rodway (both with rates of 2.9%) had claimant rates equal to the England average in December.



* Sub-district JSA data is only available for the 18-24 age group (not the 16-24 age group). Rates are calculated using the count data for ward level analysis available via nomis and the ONS mid-year population estimates (2013) for ward level data for 18-24 year olds. Proportions for some wards may be influenced by low resident populations in the 18-24 age group and / or the effects of rounding.

JSA: total claimant count with the number of new claims and the number of claims ended

In December 2014, more claims ended (505) than there were new claims made (416), resulting in an overall decrease in the total number of claimants for this period.



Sources and notes

All data in this report is sourced from NOMIS : (www.nomisweb.co.uk) © Crown Copyright 2015

JSA Claimant Count figures are not seasonally adjusted. Care is needed in interpreting monthly changes in local level counts, which will be affected by seasonal fluctuations. Source: JSA Claimant Count (www.nomisweb.co.uk) © Crown Copyright 2015

Please note - where there are high percentage changes this may only indicate a very small change in actual value when the previous value was very low.

For further information contact: The Corporate Research and Consultation Team: 01454 863990 / 01454 863862, email research@southglos.gov.uk