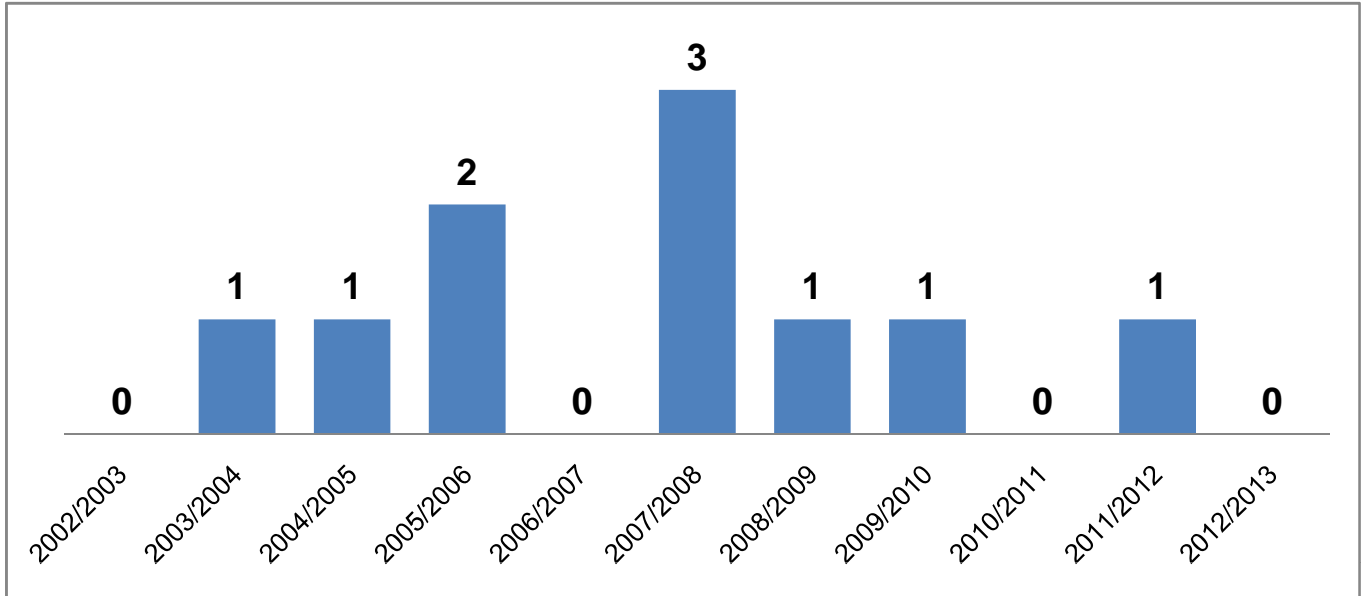


Parish of: **Acton Turville**

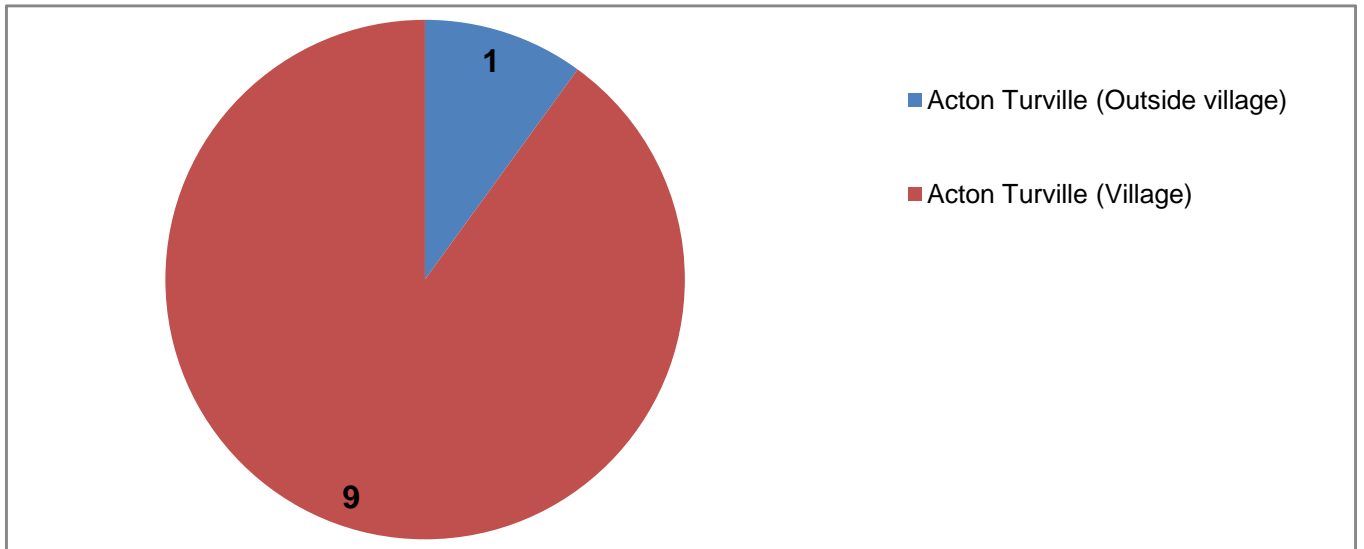
Total dwelling completions - 11 year period (2002/03 - 2012/13)

New homes built (gross):	10
Losses (through demolition or conversion):	0
Total new homes (net):	10

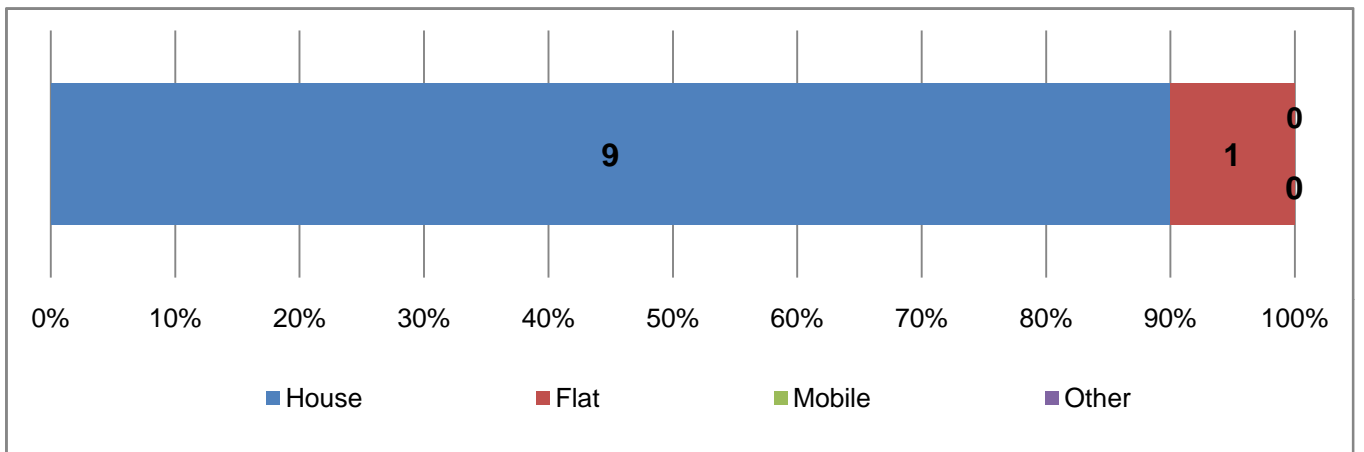
Annual dwelling completions - trend (2002/03 - 2012/13) (gross)



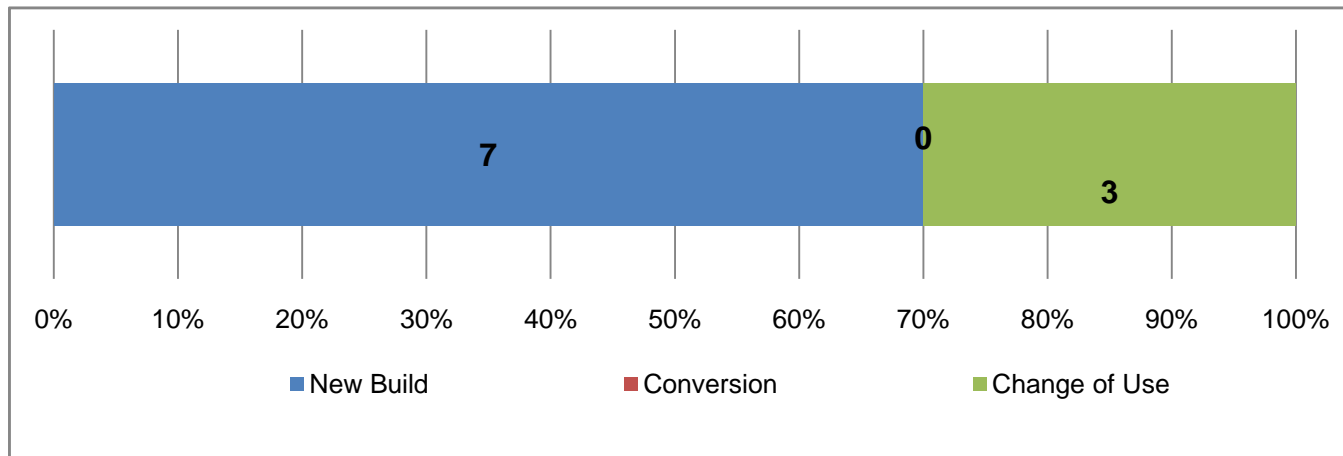
Dwelling completions - 11 year period (2002/03 - 2012/13) - by policy area (gross)



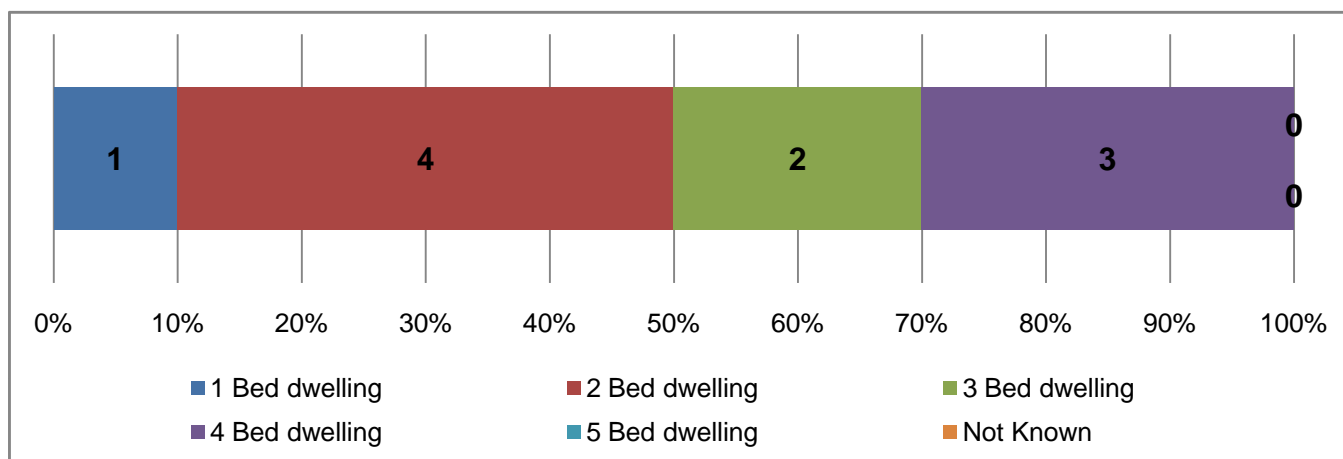
Number of dwelling completions by type (2002/03 - 2012/13) (gross)



Number of dwelling completions by source (2002/03 - 2012/13) (gross)



Number of dwelling completions by number of bedrooms (2002/03 - 2012/13) (gross)



Notes

Profiles produced by The Corporate Research Team, South Gloucestershire Council. September 2013
Data collated by Strategic Planning Policy & Specialist Advice Team.

Completions - 11 year period (2002/03 - 2012/13) - by policy area (gross)

Policy areas as defined by South Gloucestershire Local Plan 2006.

Completions by type (2002/03 - 2012/13) (gross)

Mobile: Includes caravans.

Other: Anything not falling into the other three categories and is predominantly accommodation for Gypsy / Traveller and Travelling Showpeople.

Completions by source (2002/03 - 2012/13) (gross)

Conversions are existing houses and flats to new houses and flats

Change of use are changes of use of any other buildings to houses and flats e.g. agricultural barns, offices, shops, former industrial buildings.

Completions by number of bedrooms (2002/03 - 2012/13) (gross)

Not Known: Information not recorded.

New home statistics for parishes - (2002/03 - 2012/13)

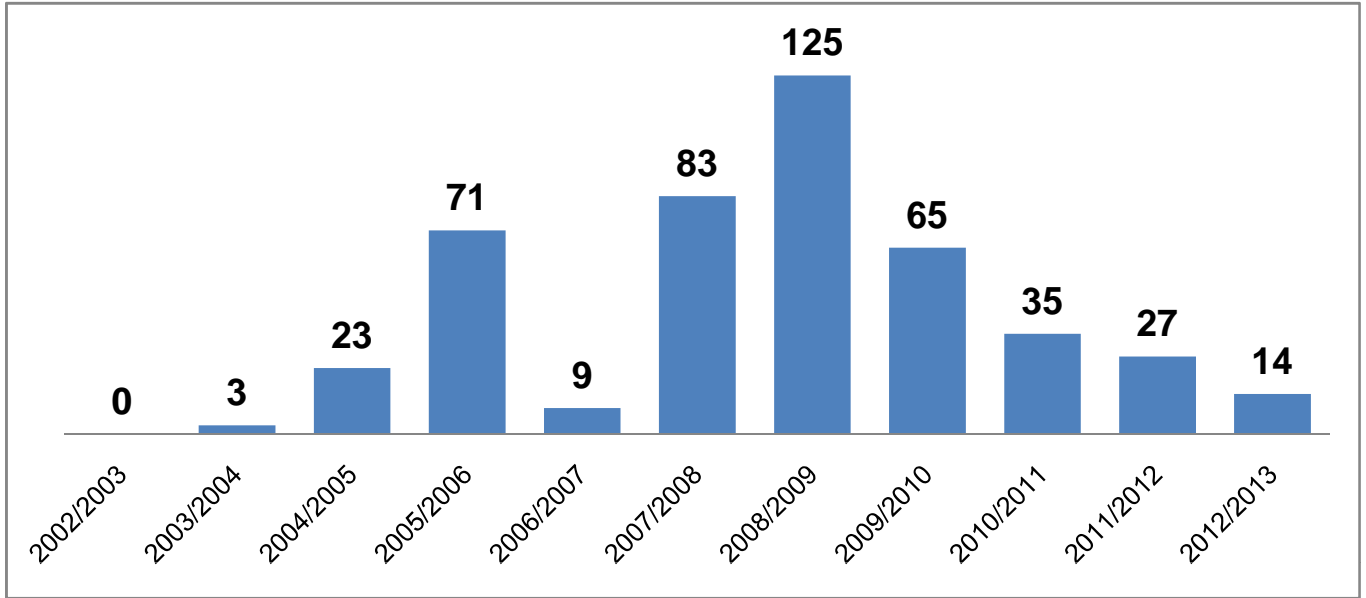
Profiles produced by The Corporate Research Team, South Gloucestershire Council. September 2013
Data collated by Strategic Planning Policy & Specialist Advice Team.

Parish of: **Almondsbury**

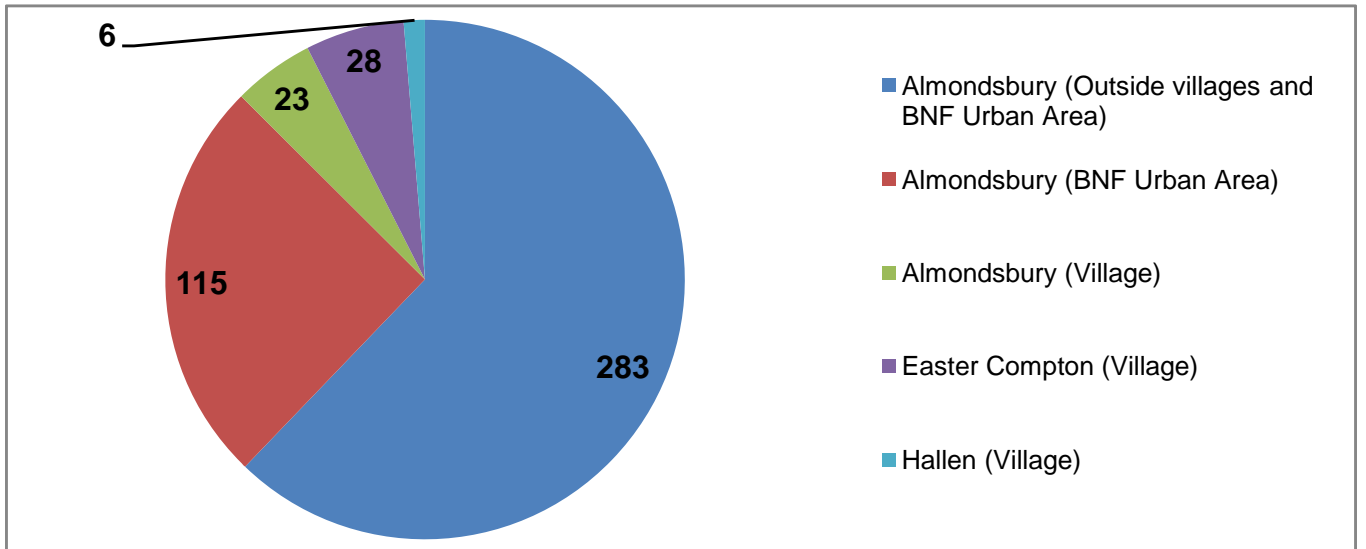
Total dwelling completions - 11 year period (2002/03 - 2012/13)

New homes built (gross):	455
Losses (through demolition or conversion):	21
Total new homes (net):	434

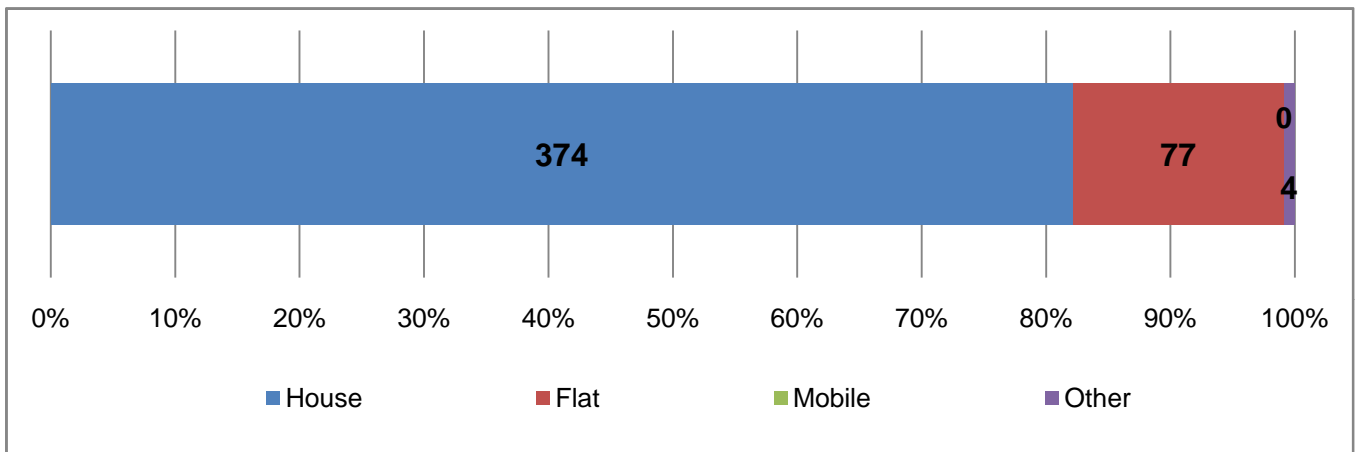
Annual dwelling completions - trend (2002/03 - 2012/13) (gross)



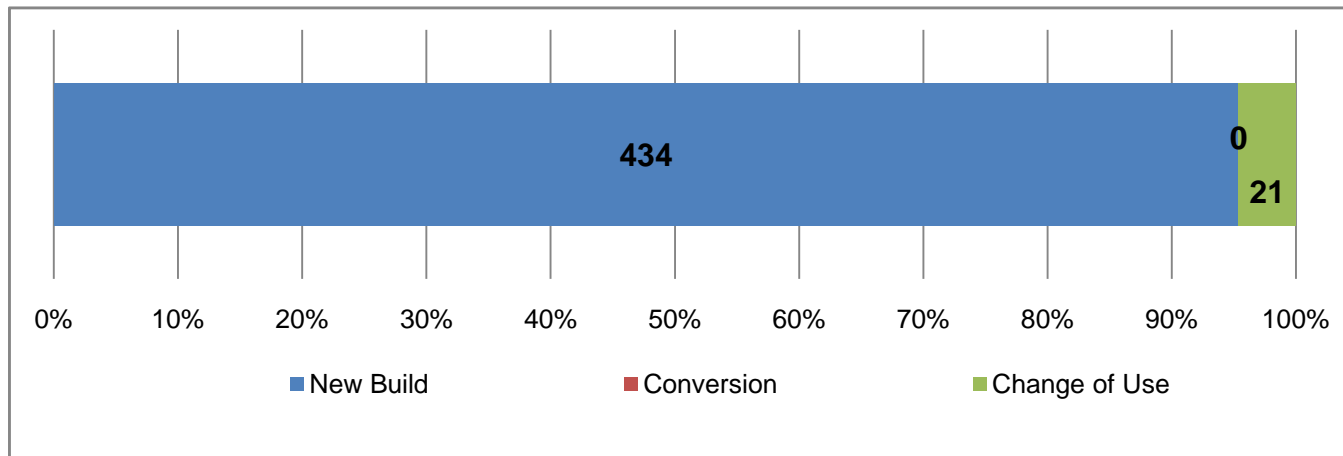
Dwelling completions - 11 year period (2002/03 - 2012/13) - by policy area (gross)



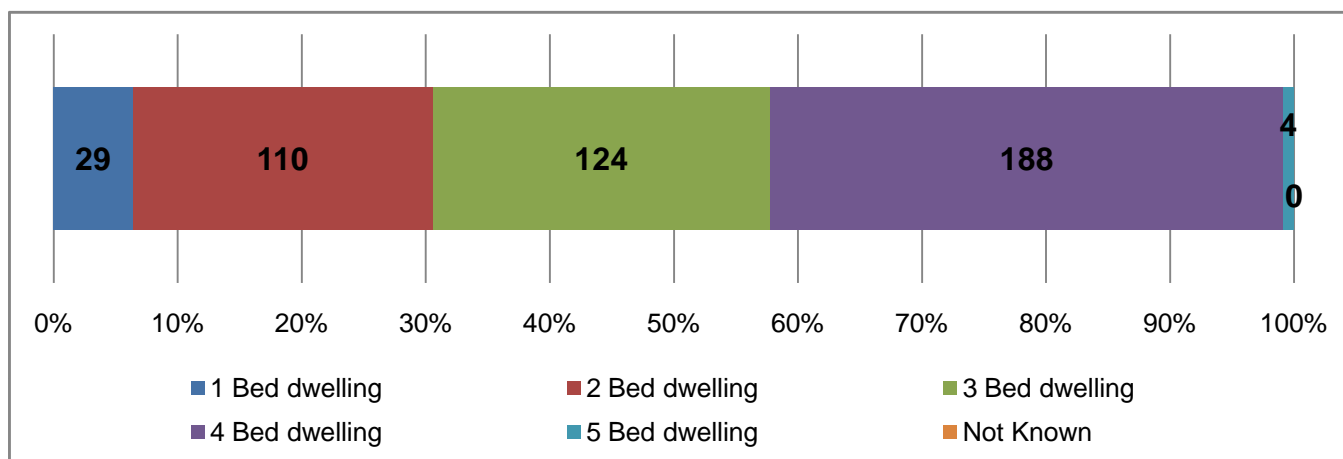
Number of dwelling completions by type (2002/03 - 2012/13) (gross)



Number of dwelling completions by source (2002/03 - 2012/13) (gross)



Number of dwelling completions by number of bedrooms (2002/03 - 2012/13) (gross)



Notes

Profiles produced by The Corporate Research Team, South Gloucestershire Council. September 2013
Data collated by Strategic Planning Policy & Specialist Advice Team.

Completions - 11 year period (2002/03 - 2012/13) - by policy area (gross)

Policy areas as defined by South Gloucestershire Local Plan 2006.

Completions by type (2002/03 - 2012/13) (gross)

Mobile: Includes caravans.

Other: Anything not falling into the other three categories and is predominantly accommodation for Gypsy / Traveller and Travelling Showpeople.

Completions by source (2002/03 - 2012/13) (gross)

Conversions are existing houses and flats to new houses and flats

Change of use are changes of use of any other buildings to houses and flats e.g. agricultural barns, offices, shops, former industrial buildings.

Completions by number of bedrooms (2002/03 - 2012/13) (gross)

Not Known: Information not recorded.

New home statistics for parishes - (2002/03 - 2012/13)

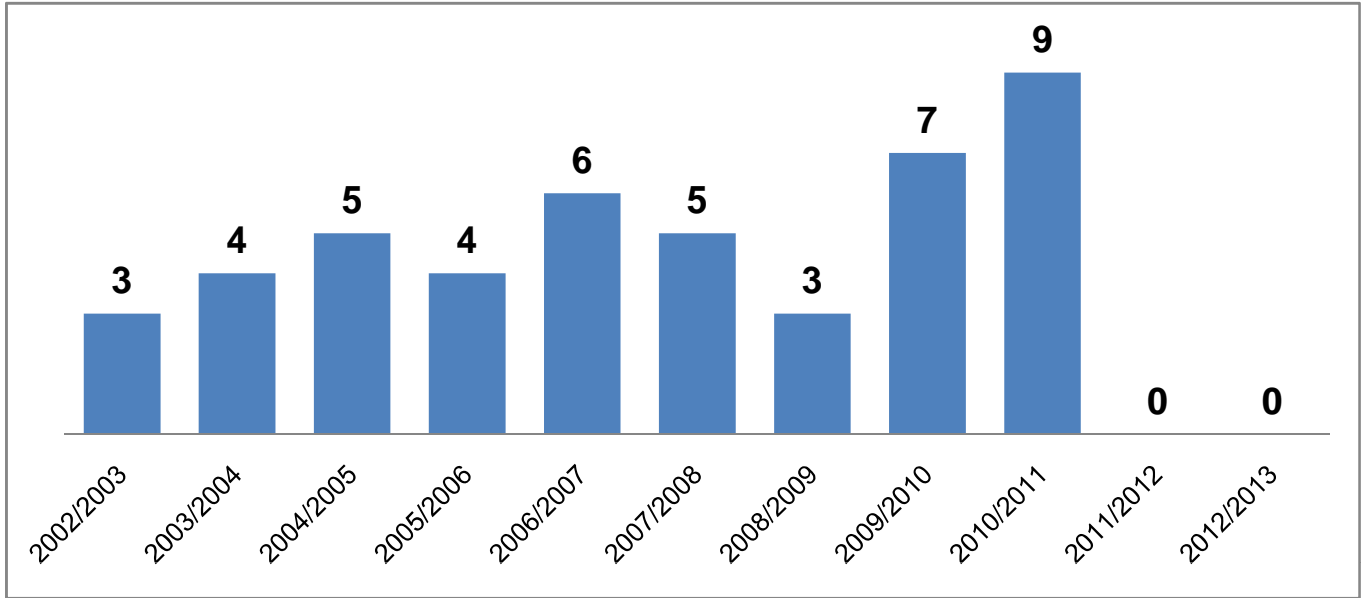
Profiles produced by The Corporate Research Team, South Gloucestershire Council. September 2013
Data collated by Strategic Planning Policy & Specialist Advice Team.

Parish of: **Alveston**

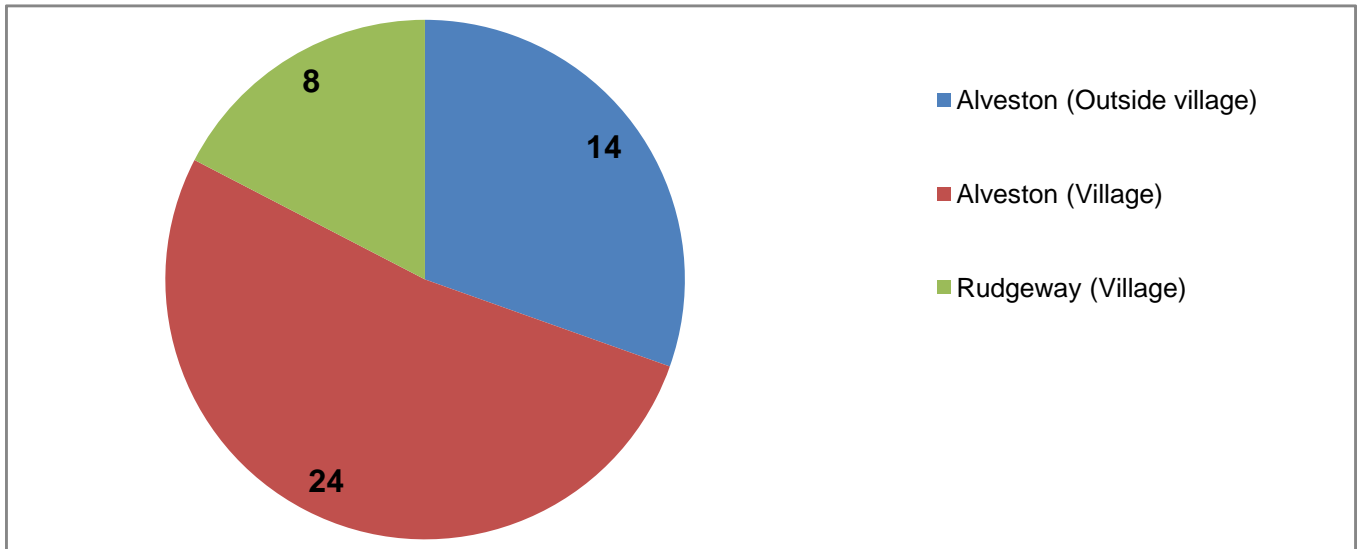
Total dwelling completions - 11 year period (2002/03 - 2012/13)

New homes built (gross):	46
Losses (through demolition or conversion):	6
Total new homes (net):	40

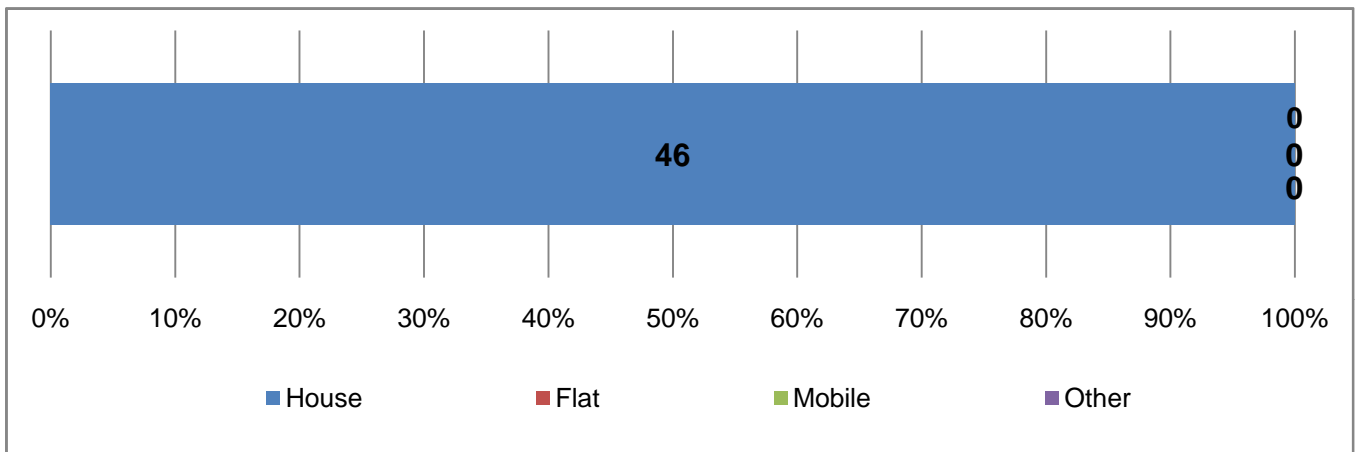
Annual dwelling completions - trend (2002/03 - 2012/13) (gross)



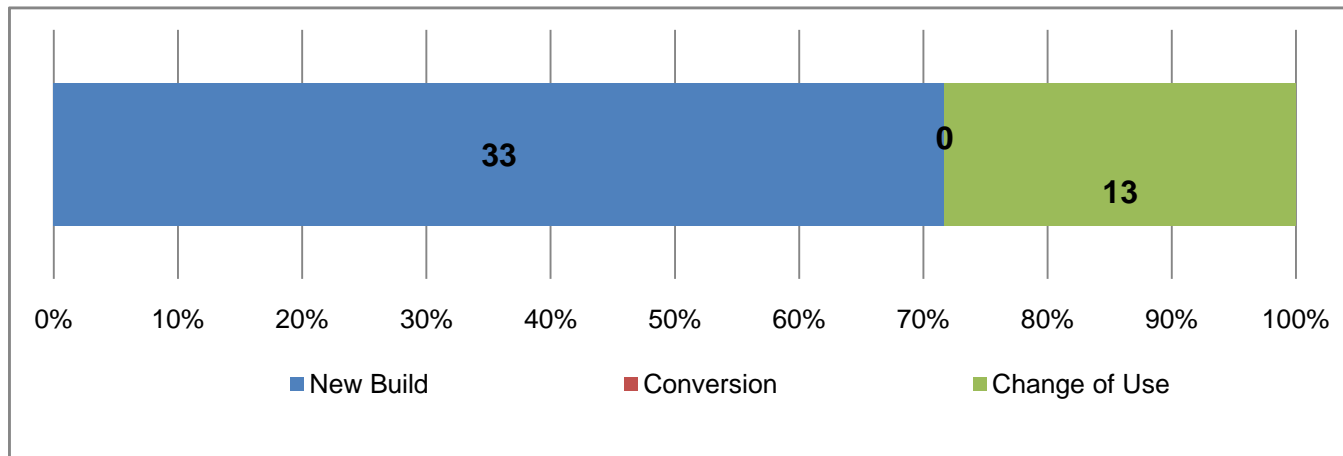
Dwelling completions - 11 year period (2002/03 - 2012/13) - by policy area (gross)



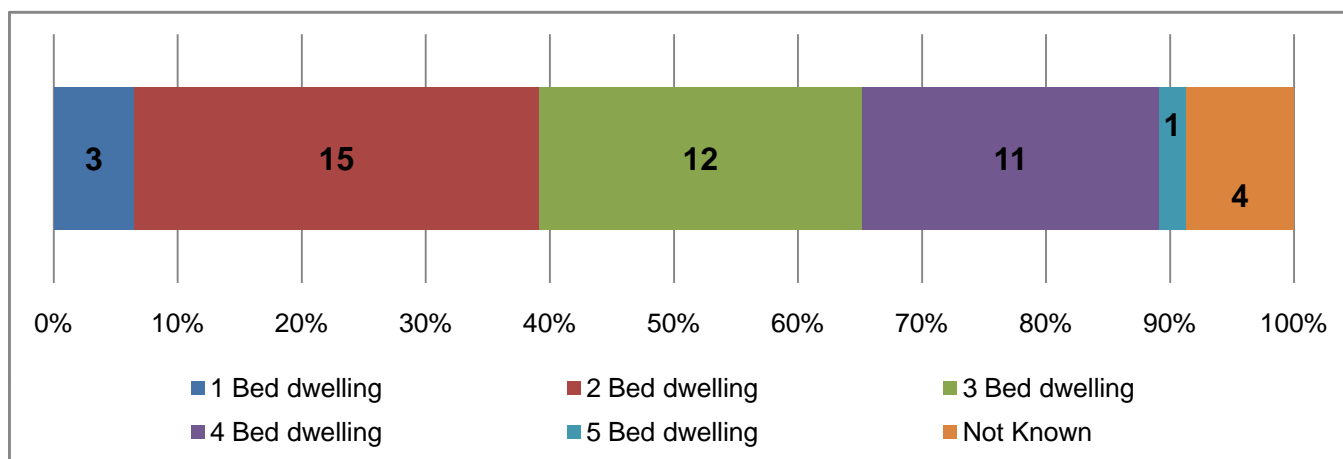
Number of dwelling completions by type (2002/03 - 2012/13) (gross)



Number of dwelling completions by source (2002/03 - 2012/13) (gross)



Number of dwelling completions by number of bedrooms (2002/03 - 2012/13) (gross)



Notes

Profiles produced by The Corporate Research Team, South Gloucestershire Council. September 2013
Data collated by Strategic Planning Policy & Specialist Advice Team.

Completions - 11 year period (2002/03 - 2012/13) - by policy area (gross)

Policy areas as defined by South Gloucestershire Local Plan 2006.

Completions by type (2002/03 - 2012/13) (gross)

Mobile: Includes caravans.

Other: Anything not falling into the other three categories and is predominantly accommodation for Gypsy / Traveller and Travelling Showpeople.

Completions by source (2002/03 - 2012/13) (gross)

Conversions are existing houses and flats to new houses and flats

Change of use are changes of use of any other buildings to houses and flats e.g. agricultural barns, offices, shops, former industrial buildings.

Completions by number of bedrooms (2002/03 - 2012/13) (gross)

Not Known: Information not recorded.

New home statistics for parishes - (2002/03 - 2012/13)

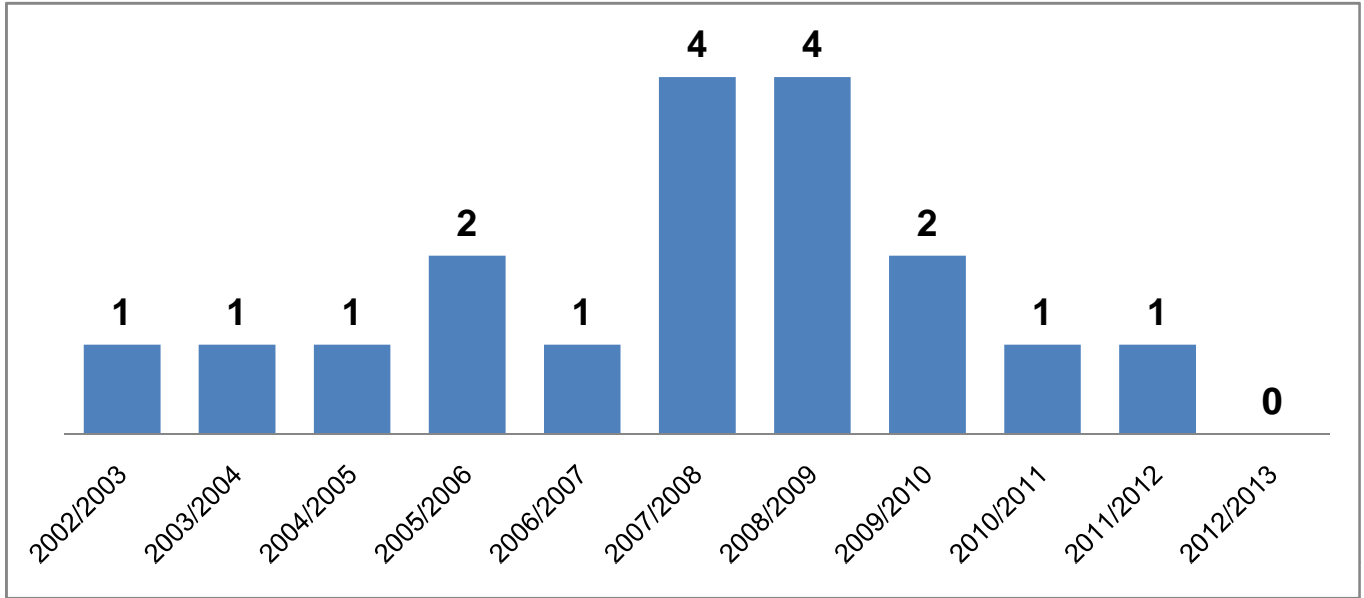
Profiles produced by The Corporate Research Team, South Gloucestershire Council. September 2013
Data collated by Strategic Planning Policy & Specialist Advice Team.

Parish of: **Aust**

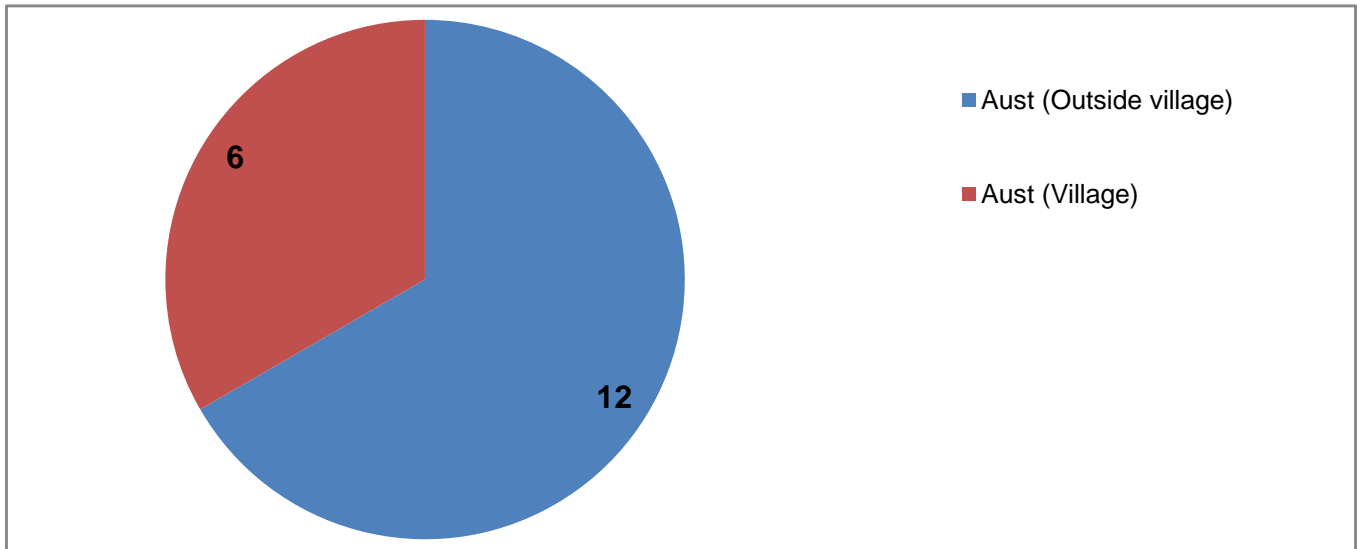
Total dwelling completions - 11 year period (2002/03 - 2012/13)

New homes built (gross):	18
Losses (through demolition or conversion):	2
Total new homes (net):	16

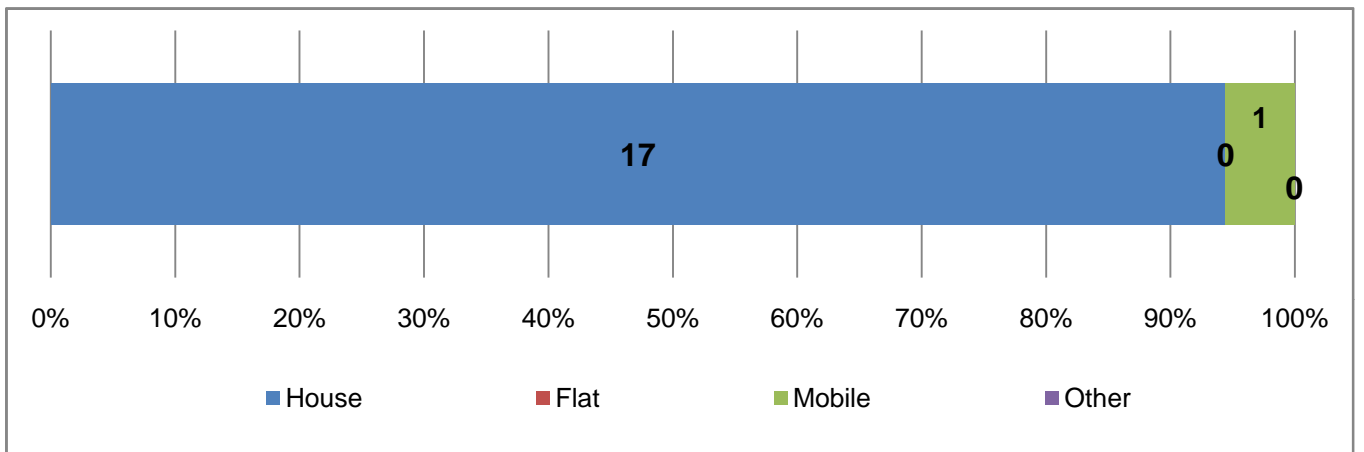
Annual dwelling completions - trend (2002/03 - 2012/13) (gross)



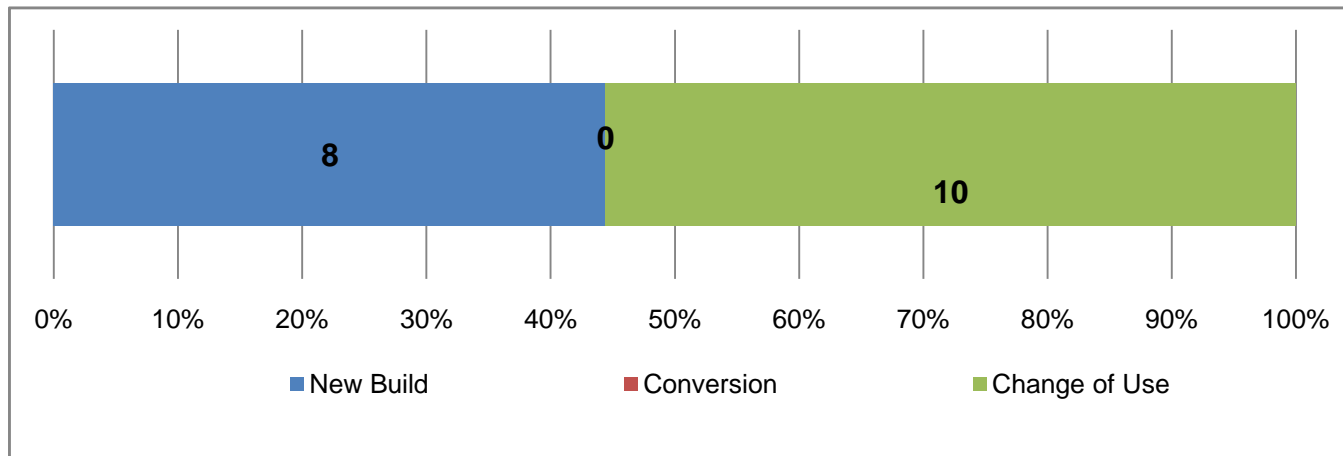
Dwelling completions - 11 year period (2002/03 - 2012/13) - by policy area (gross)



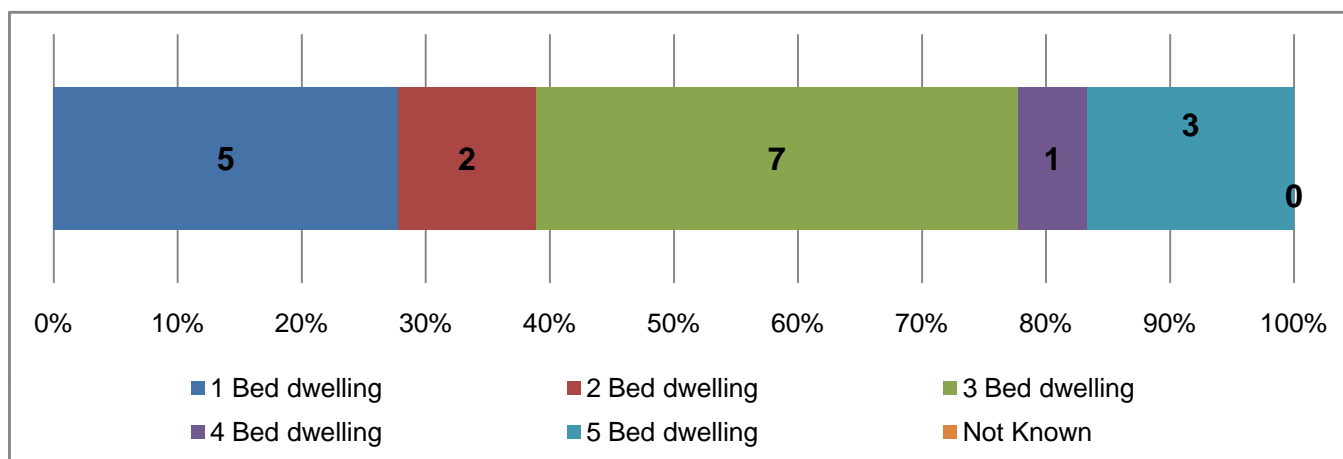
Number of dwelling completions by type (2002/03 - 2012/13) (gross)



Number of dwelling completions by source (2002/03 - 2012/13) (gross)



Number of dwelling completions by number of bedrooms (2002/03 - 2012/13) (gross)



Notes

Profiles produced by The Corporate Research Team, South Gloucestershire Council. September 2013
Data collated by Strategic Planning Policy & Specialist Advice Team.

Completions - 11 year period (2002/03 - 2012/13) - by policy area (gross)

Policy areas as defined by South Gloucestershire Local Plan 2006.

Completions by type (2002/03 - 2012/13) (gross)

Mobile: Includes caravans.

Other: Anything not falling into the other three categories and is predominantly accommodation for Gypsy / Traveller and Travelling Showpeople.

Completions by source (2002/03 - 2012/13) (gross)

Conversions are existing houses and flats to new houses and flats

Change of use are changes of use of any other buildings to houses and flats e.g. agricultural barns, offices, shops, former industrial buildings.

Completions by number of bedrooms (2002/03 - 2012/13) (gross)

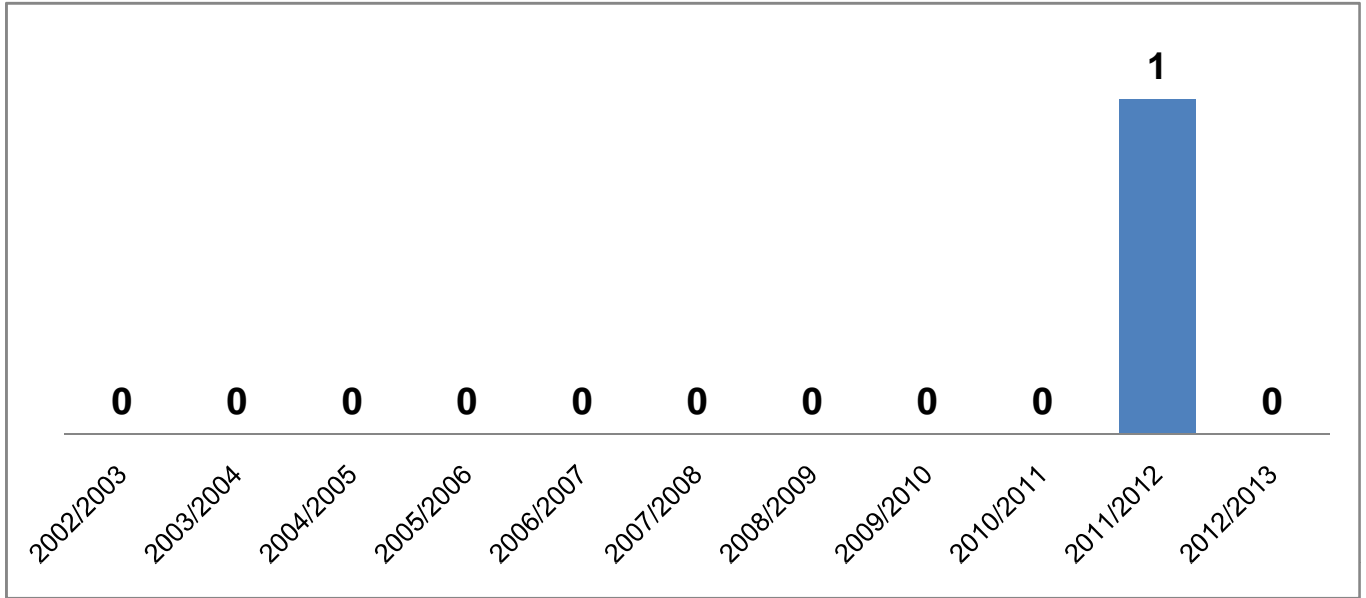
Not Known: Information not recorded.

Parish of: **Badminton**

Total dwelling completions - 11 year period (2002/03 - 2012/13)

New homes built (gross):	1
Losses (through demolition or conversion):	0
Total new homes (net):	1

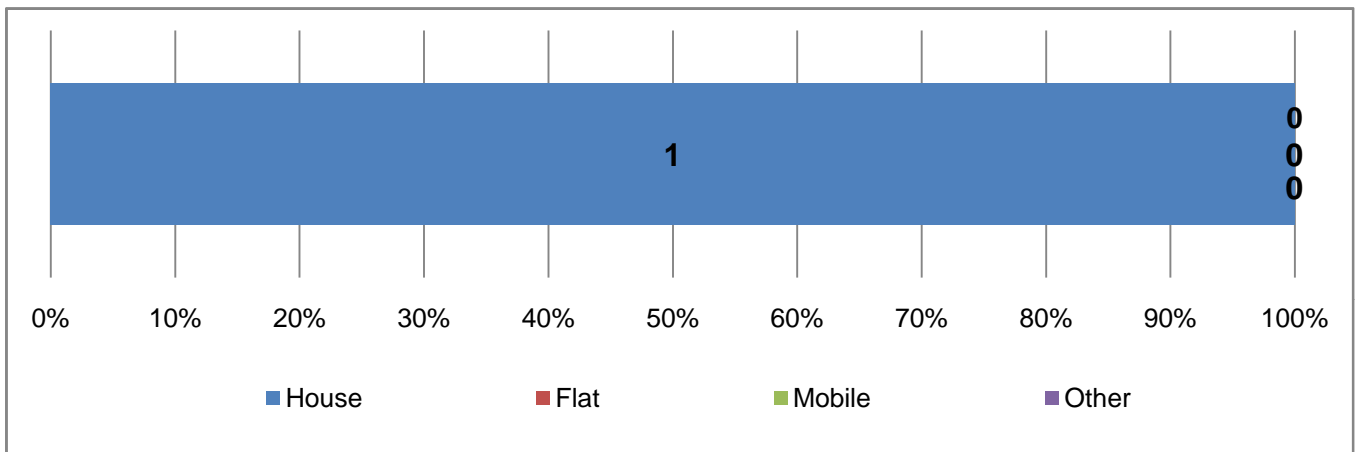
Annual dwelling completions - trend (2002/03 - 2012/13) (gross)



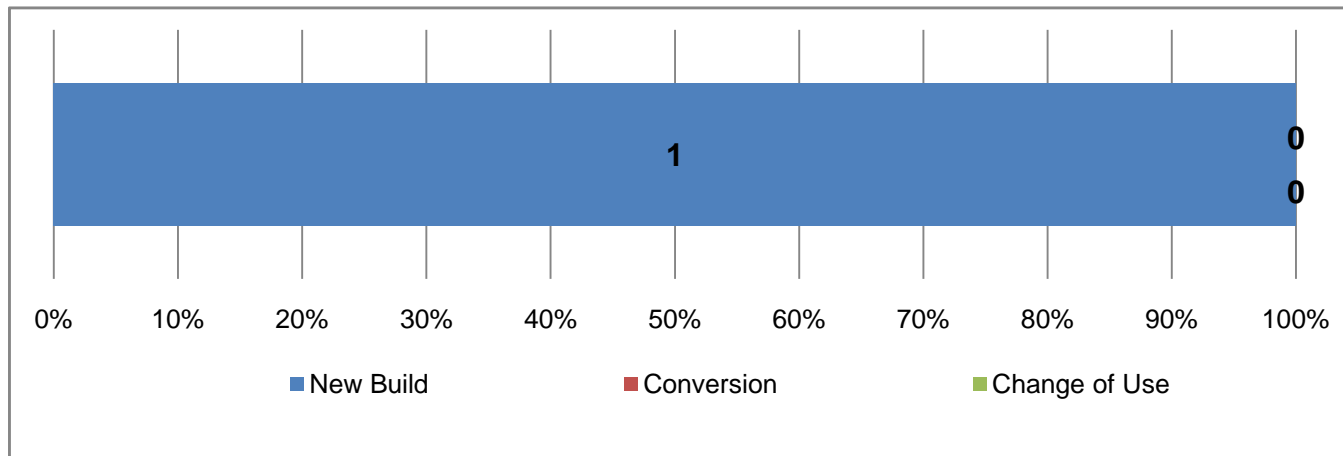
Dwelling completions - 11 year period (2002/03 - 2012/13) - by policy area (gross)



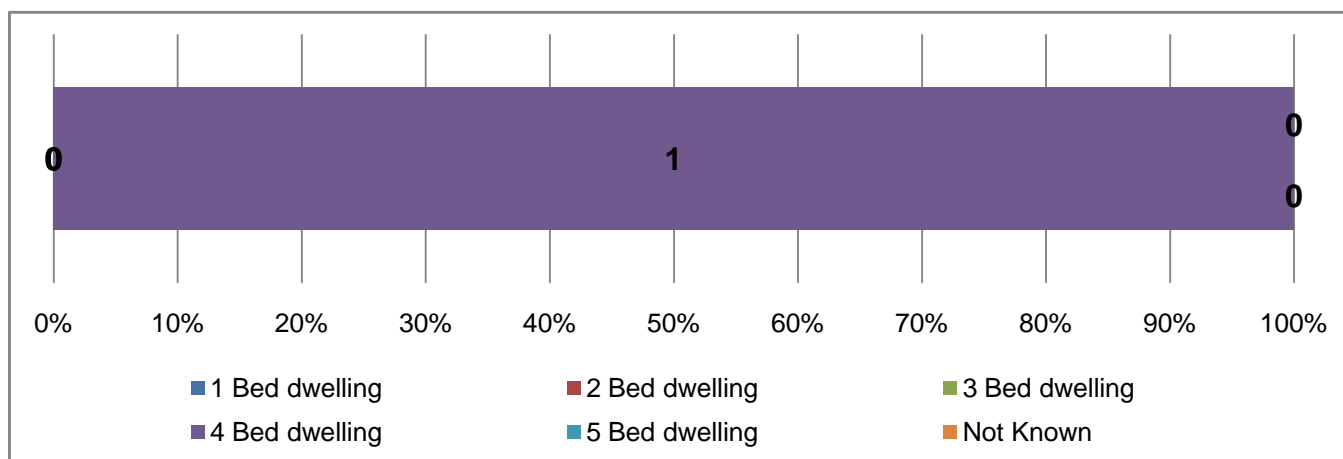
Number of dwelling completions by type (2002/03 - 2012/13) (gross)



Number of dwelling completions by source (2002/03 - 2012/13) (gross)



Number of dwelling completions by number of bedrooms (2002/03 - 2012/13) (gross)



Notes

Profiles produced by The Corporate Research Team, South Gloucestershire Council. September 2013
Data collated by Strategic Planning Policy & Specialist Advice Team.

Completions - 11 year period (2002/03 - 2012/13) - by policy area (gross)

Policy areas as defined by South Gloucestershire Local Plan 2006.

Completions by type (2002/03 - 2012/13) (gross)

Mobile: Includes caravans.

Other: Anything not falling into the other three categories and is predominantly accommodation for Gypsy / Traveller and Travelling Showpeople.

Completions by source (2002/03 - 2012/13) (gross)

Conversions are existing houses and flats to new houses and flats

Change of use are changes of use of any other buildings to houses and flats e.g. agricultural barns, offices, shops, former industrial buildings.

Completions by number of bedrooms (2002/03 - 2012/13) (gross)

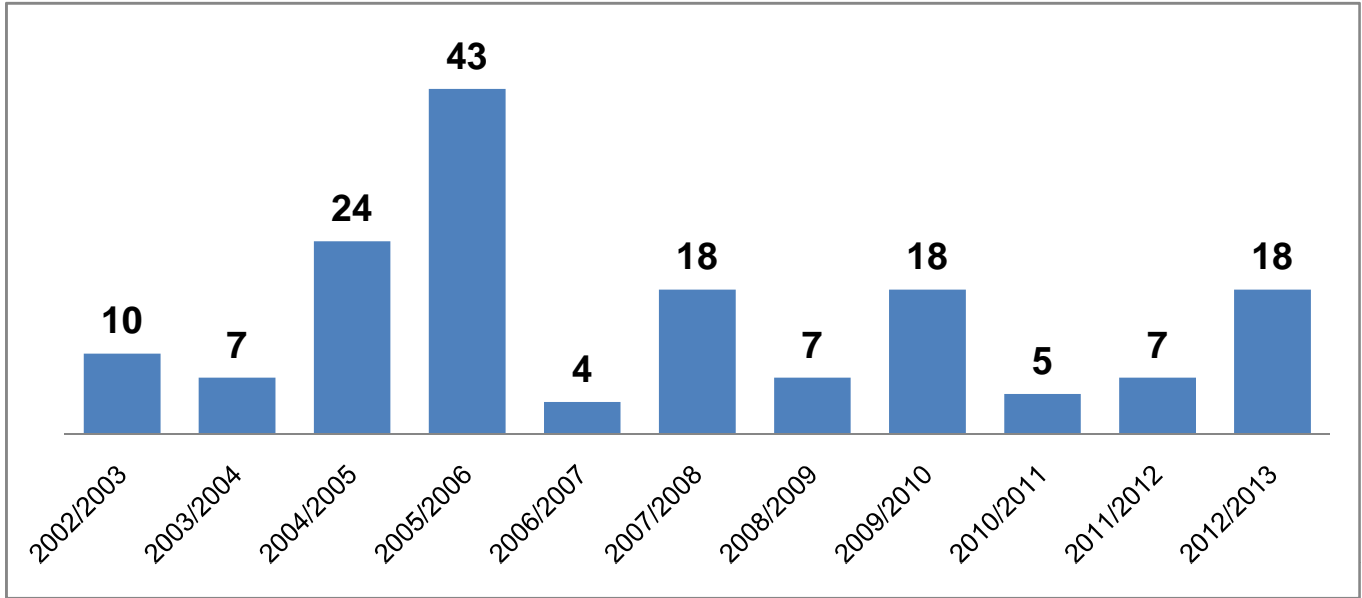
Not Known: Information not recorded.

Parish of: **Bitton**

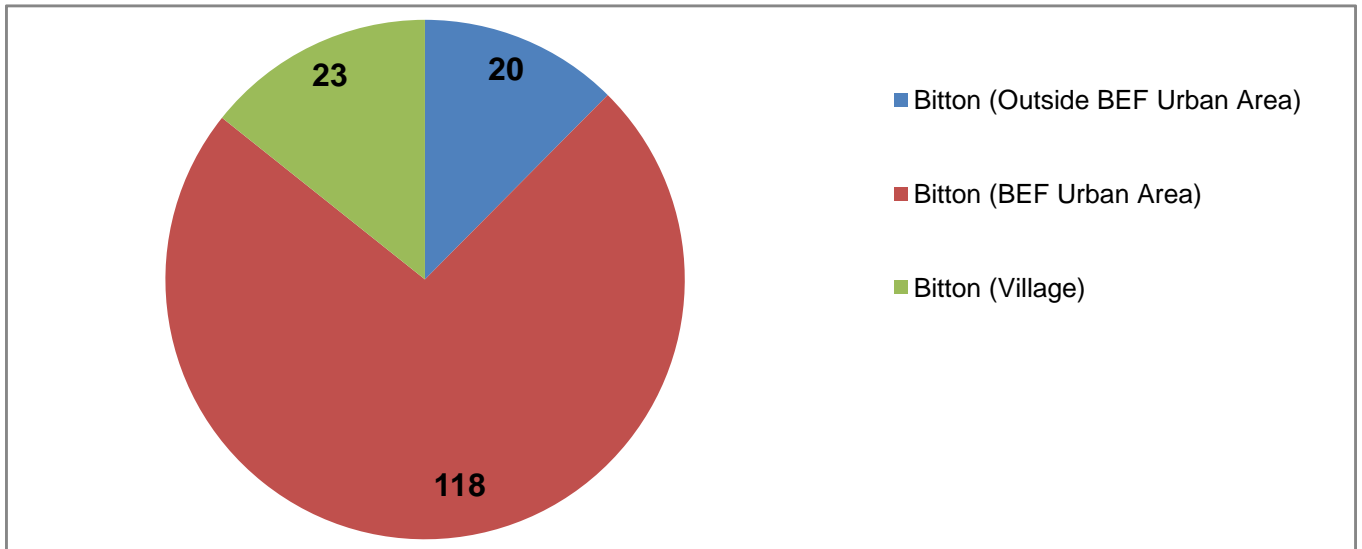
Total dwelling completions - 11 year period (2002/03 - 2012/13)

New homes built (gross):	161
Losses (through demolition or conversion):	50
Total new homes (net):	111

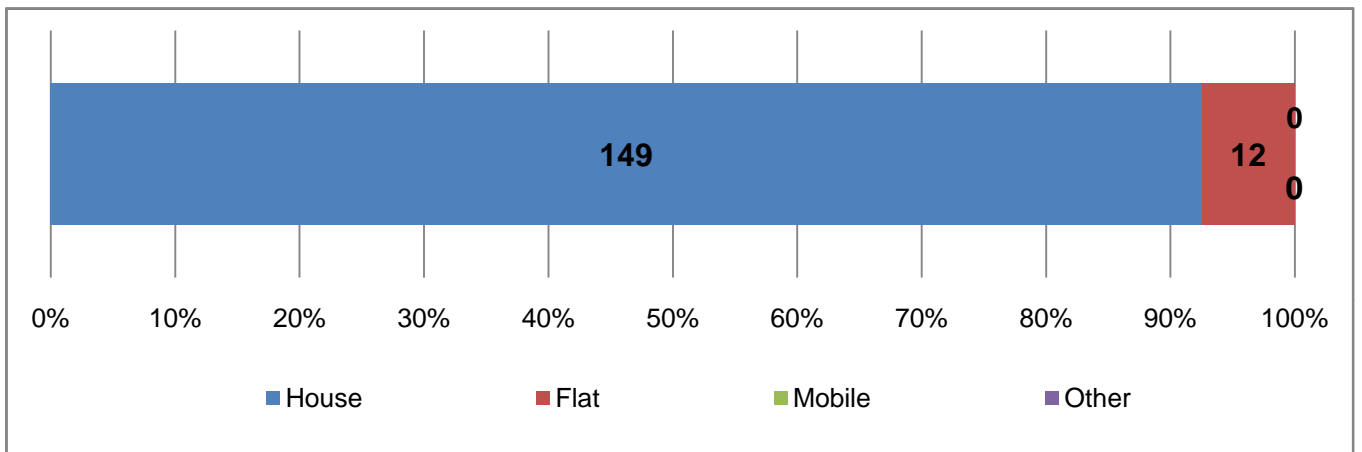
Annual dwelling completions - trend (2002/03 - 2012/13) (gross)



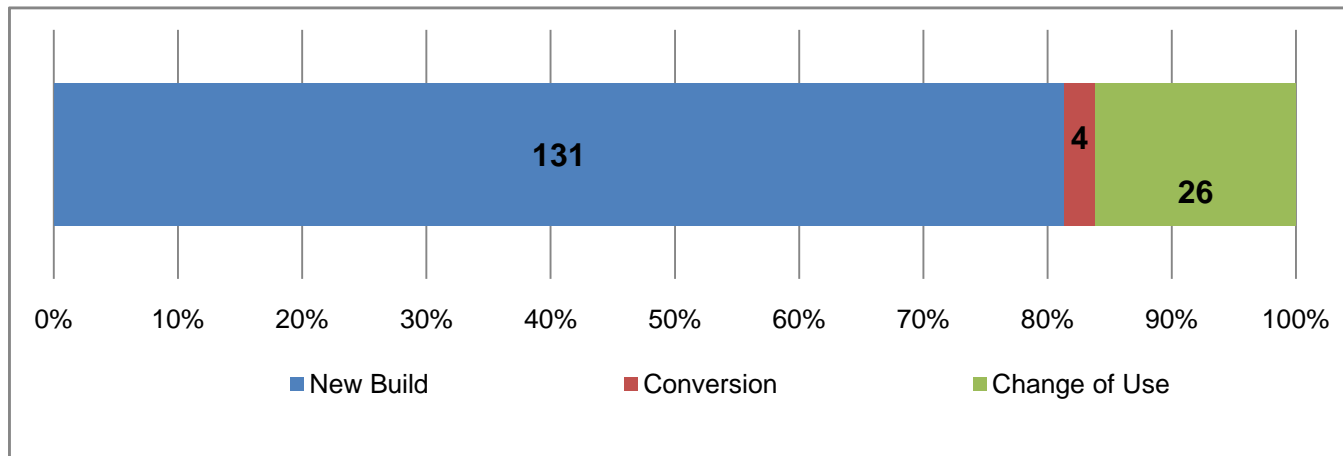
Dwelling completions - 11 year period (2002/03 - 2012/13) - by policy area (gross)



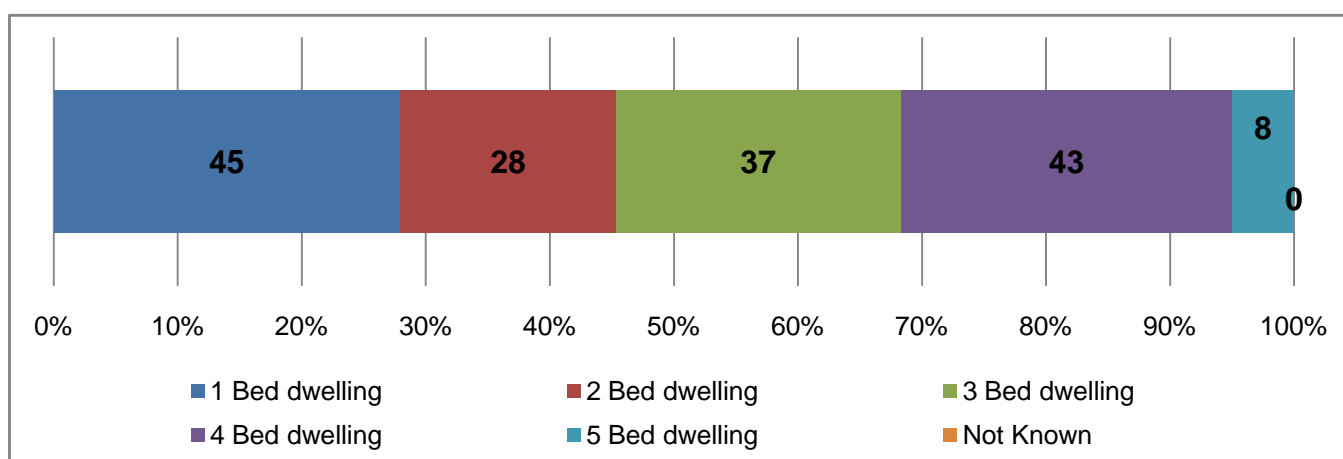
Number of dwelling completions by type (2002/03 - 2012/13) (gross)



Number of dwelling completions by source (2002/03 - 2012/13) (gross)



Number of dwelling completions by number of bedrooms (2002/03 - 2012/13) (gross)



Notes

Profiles produced by The Corporate Research Team, South Gloucestershire Council. September 2013
Data collated by Strategic Planning Policy & Specialist Advice Team.

Completions - 11 year period (2002/03 - 2012/13) - by policy area (gross)

Policy areas as defined by South Gloucestershire Local Plan 2006.

Completions by type (2002/03 - 2012/13) (gross)

Mobile: Includes caravans.

Other: Anything not falling into the other three categories and is predominantly accommodation for Gypsy / Traveller and Travelling Showpeople.

Completions by source (2002/03 - 2012/13) (gross)

Conversions are existing houses and flats to new houses and flats

Change of use are changes of use of any other buildings to houses and flats e.g. agricultural barns, offices, shops, former industrial buildings.

Completions by number of bedrooms (2002/03 - 2012/13) (gross)

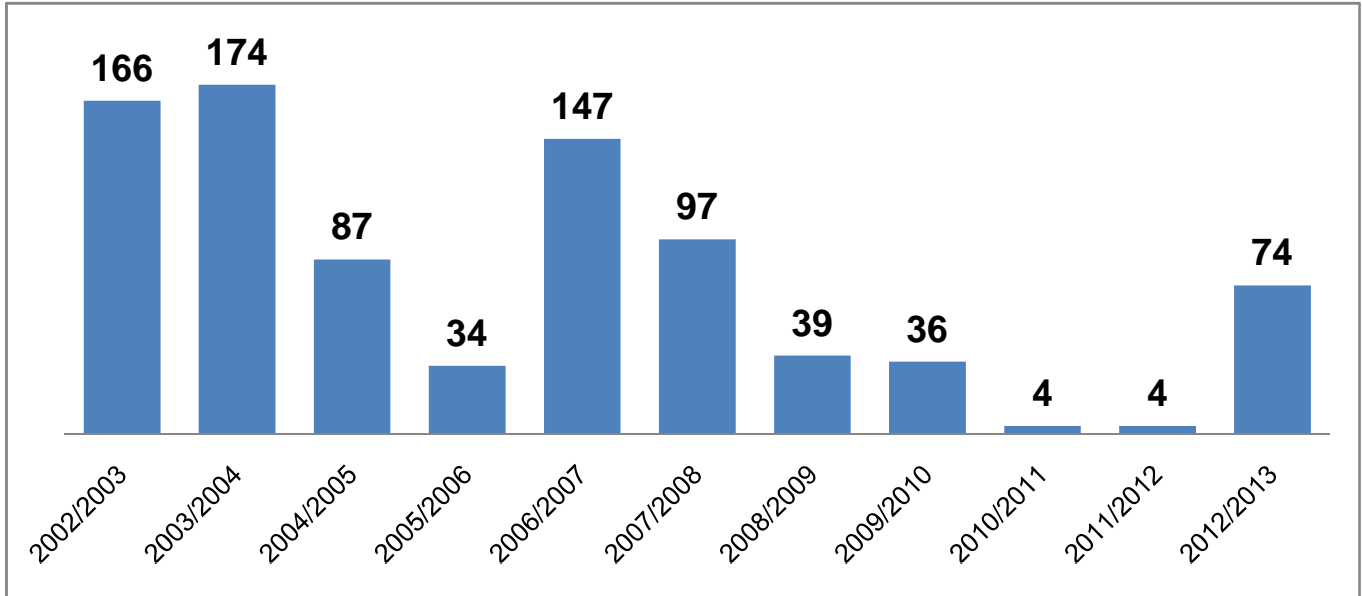
Not Known: Information not recorded.

Parish of: **Bradley Stoke**

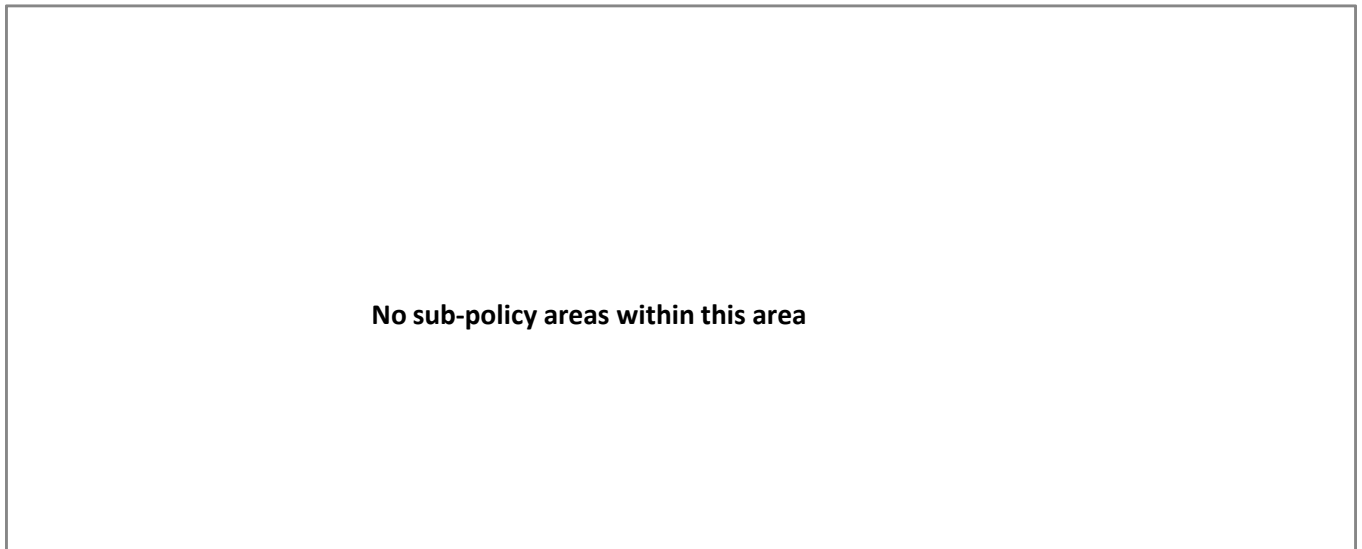
Total dwelling completions - 11 year period (2002/03 - 2012/13)

New homes built (gross):	862
Losses (through demolition or conversion):	5
Total new homes (net):	857

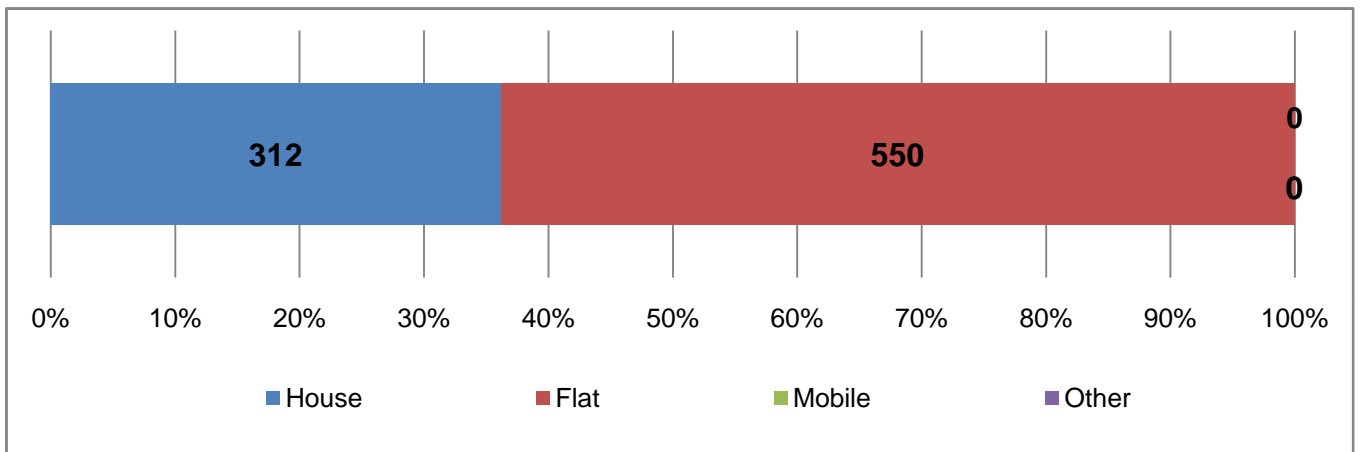
Annual dwelling completions - trend (2002/03 - 2012/13) (gross)



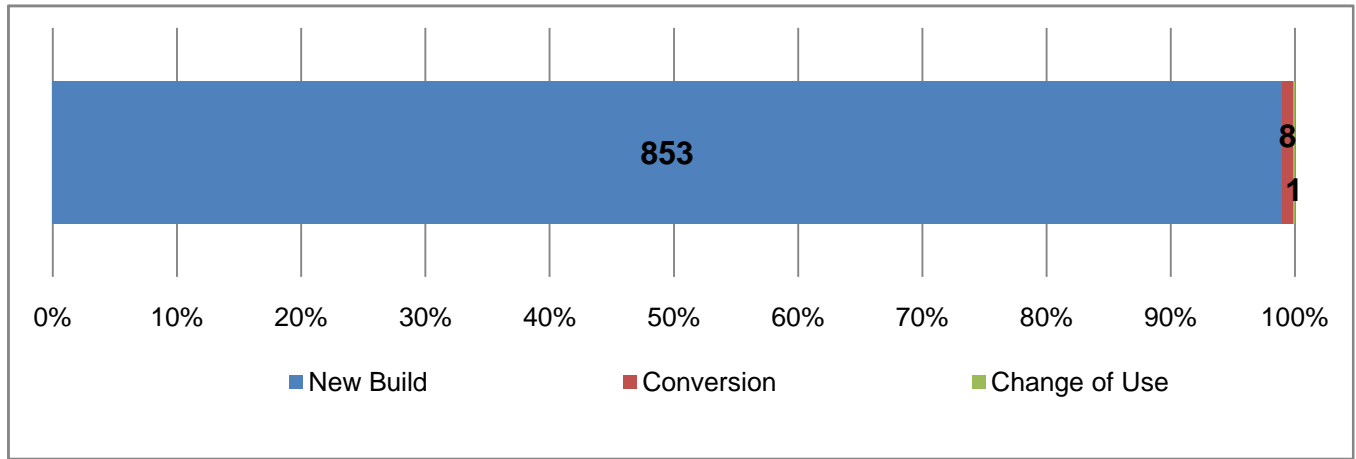
Dwelling completions - 11 year period (2002/03 - 2012/13) - by policy area (gross)



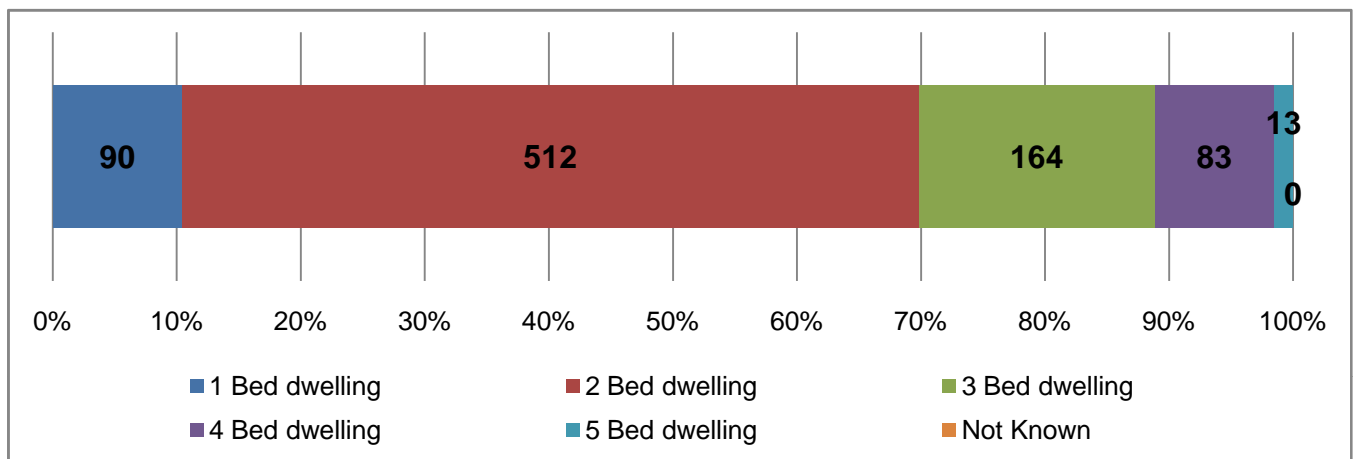
Number of dwelling completions by type (2002/03 - 2012/13) (gross)



Number of dwelling completions by source (2002/03 - 2012/13) (gross)



Number of dwelling completions by number of bedrooms (2002/03 - 2012/13) (gross)



Notes

Profiles produced by The Corporate Research Team, South Gloucestershire Council. September 2013
Data collated by Strategic Planning Policy & Specialist Advice Team.

Completions - 11 year period (2002/03 - 2012/13) - by policy area (gross)

Policy areas as defined by South Gloucestershire Local Plan 2006.

Completions by type (2002/03 - 2012/13) (gross)

Mobile: Includes caravans.

Other: Anything not falling into the other three categories and is predominantly accommodation for Gypsy / Traveller and Travelling Showpeople.

Completions by source (2002/03 - 2012/13) (gross)

Conversions are existing houses and flats to new houses and flats

Change of use are changes of use of any other buildings to houses and flats e.g. agricultural barns, offices, shops, former industrial buildings.

Completions by number of bedrooms (2002/03 - 2012/13) (gross)

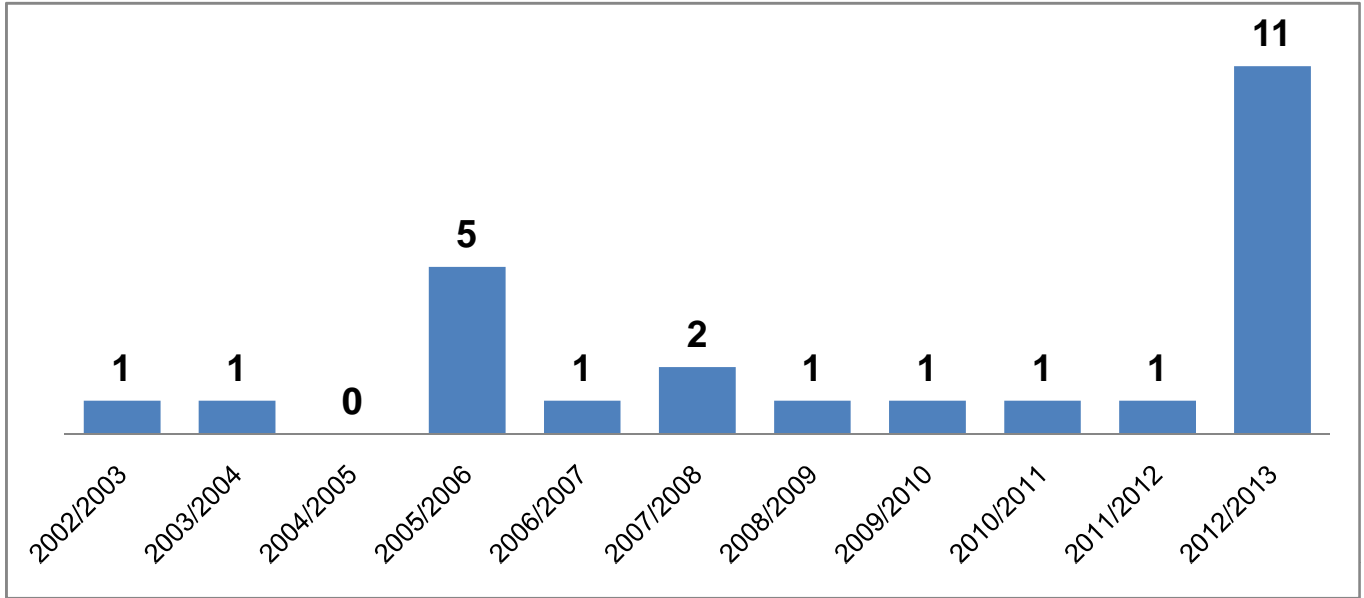
Not Known: Information not recorded.

Parish of: **Charfield**

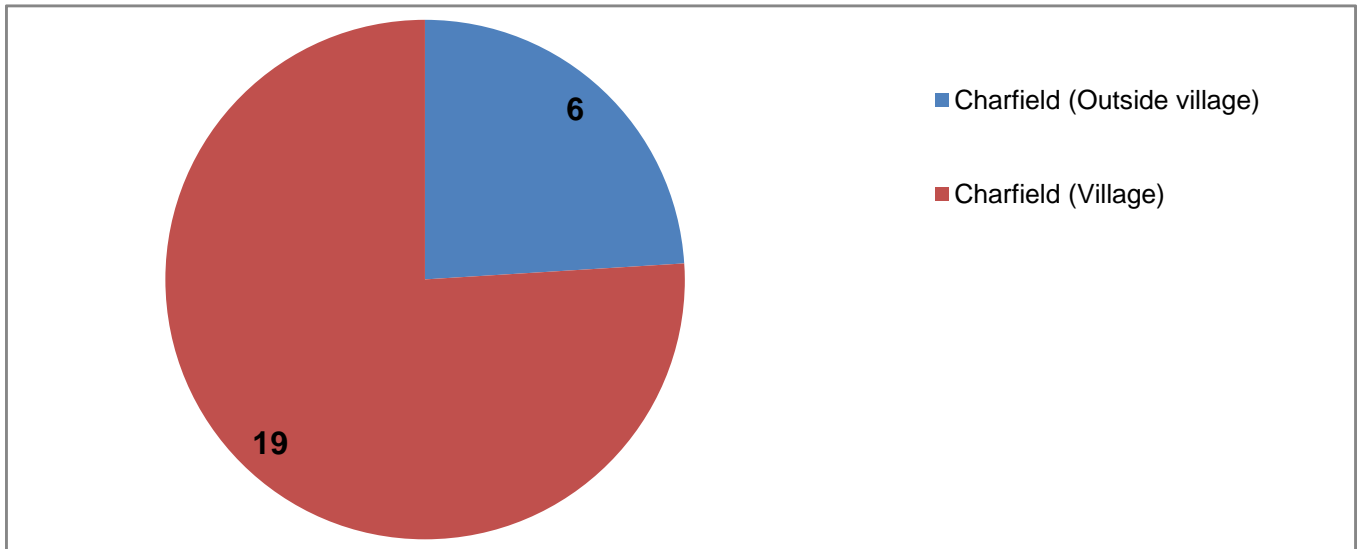
Total dwelling completions - 11 year period (2002/03 - 2012/13)

New homes built (gross):	25
Losses (through demolition or conversion):	2
Total new homes (net):	23

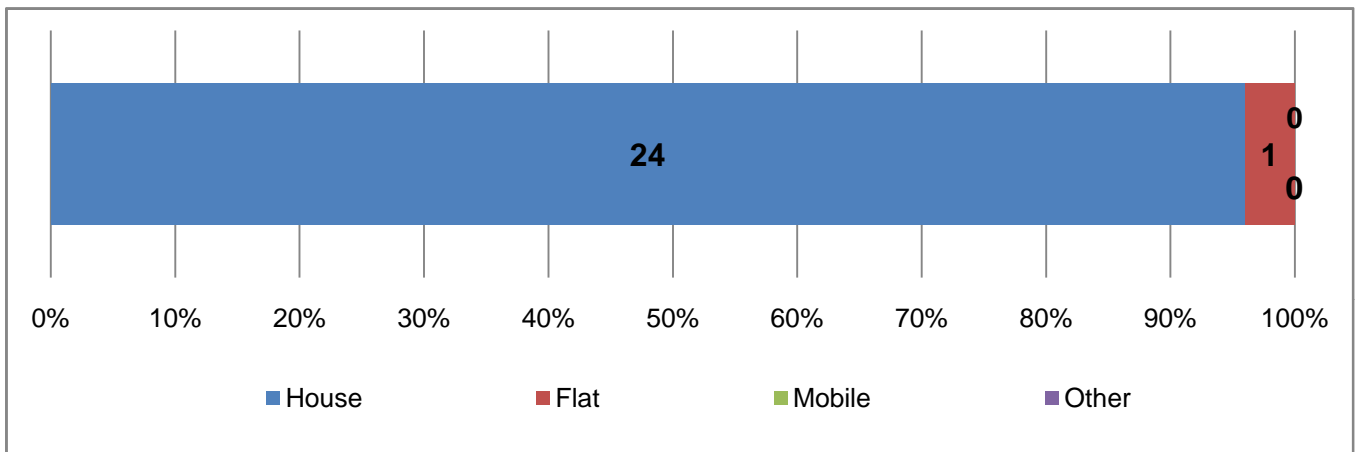
Annual dwelling completions - trend (2002/03 - 2012/13) (gross)



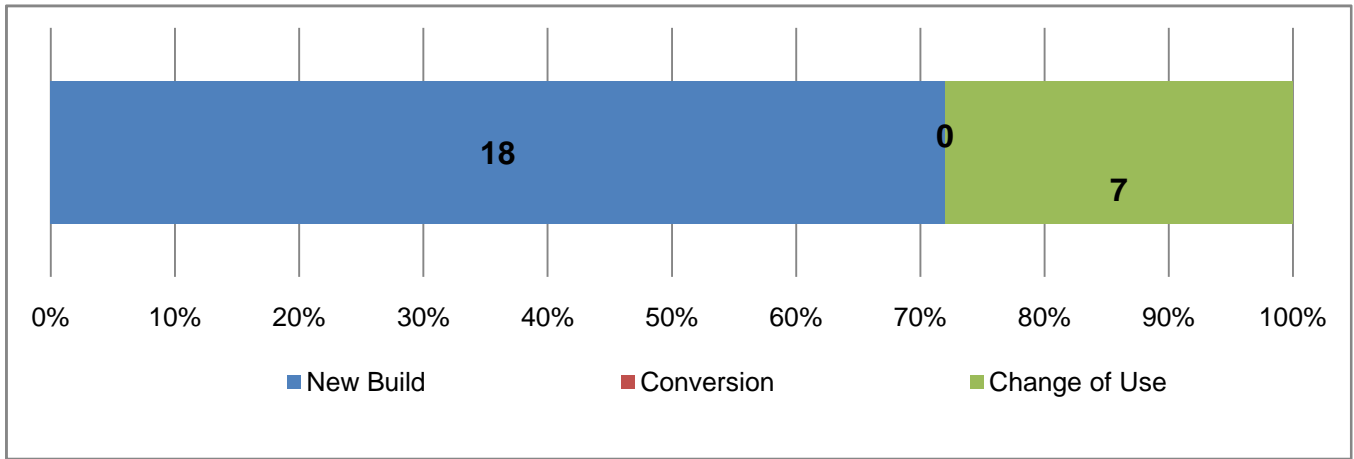
Dwelling completions - 11 year period (2002/03 - 2012/13) - by policy area (gross)



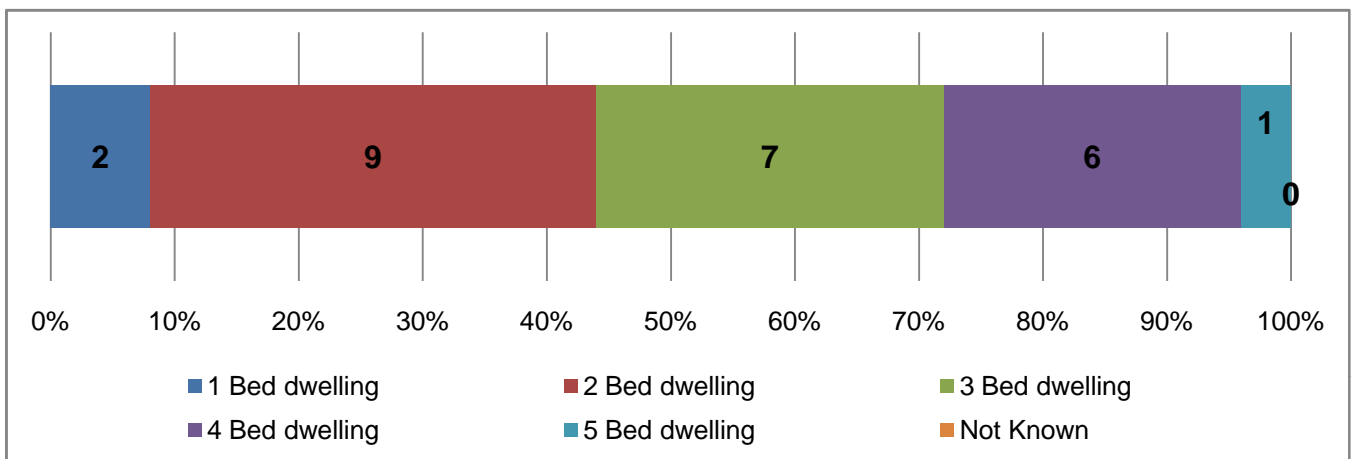
Number of dwelling completions by type (2002/03 - 2012/13) (gross)



Number of dwelling completions by source (2002/03 - 2012/13) (gross)



Number of dwelling completions by number of bedrooms (2002/03 - 2012/13) (gross)



Notes

Profiles produced by The Corporate Research Team, South Gloucestershire Council. September 2013
Data collated by Strategic Planning Policy & Specialist Advice Team.

Completions - 11 year period (2002/03 - 2012/13) - by policy area (gross)

Policy areas as defined by South Gloucestershire Local Plan 2006.

Completions by type (2002/03 - 2012/13) (gross)

Mobile: Includes caravans.

Other: Anything not falling into the other three categories and is predominantly accommodation for Gypsy / Traveller and Travelling Showpeople.

Completions by source (2002/03 - 2012/13) (gross)

Conversions are existing houses and flats to new houses and flats

Change of use are changes of use of any other buildings to houses and flats e.g. agricultural barns, offices, shops, former industrial buildings.

Completions by number of bedrooms (2002/03 - 2012/13) (gross)

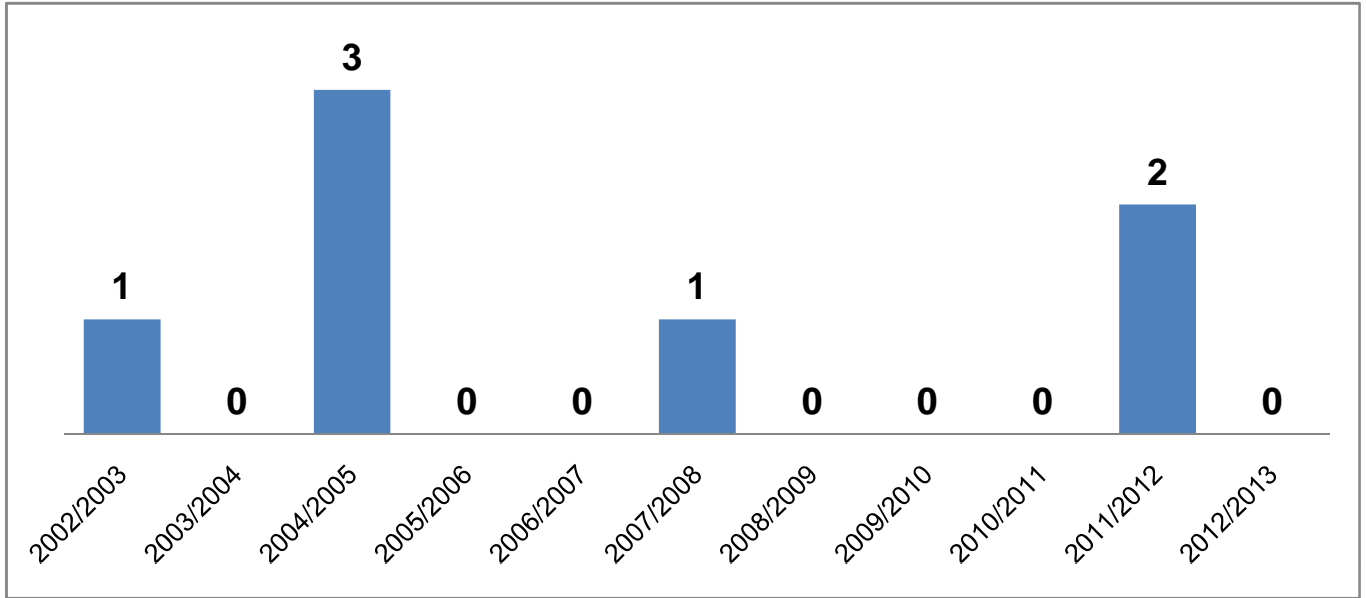
Not Known: Information not recorded.

Parish of: **Cold Ashton**

Total dwelling completions - 11 year period (2002/03 - 2012/13)

New homes built (gross):	7
Losses (through demolition or conversion):	0
Total new homes (net):	7

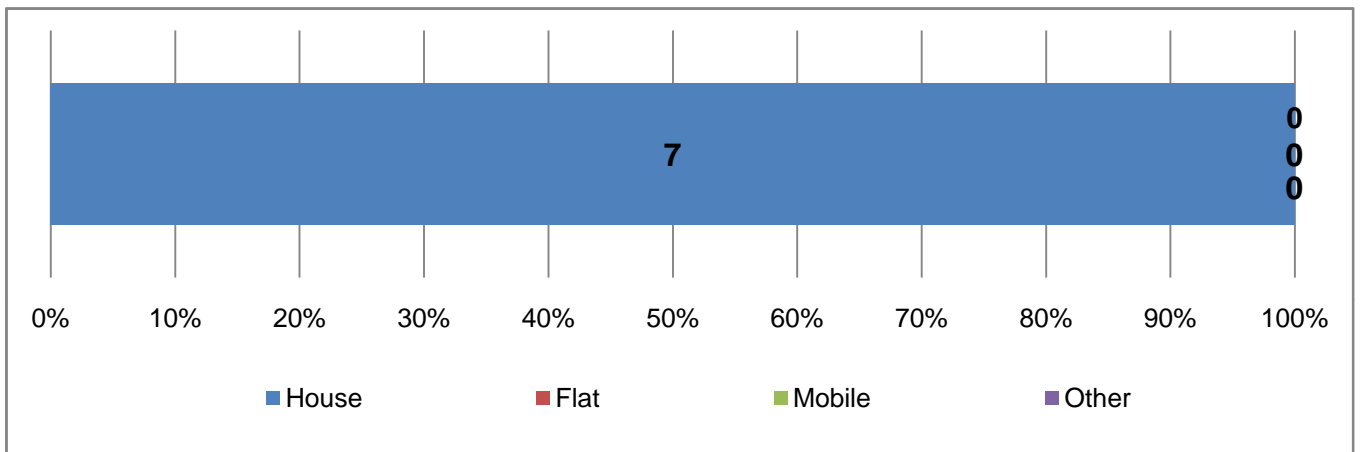
Annual dwelling completions - trend (2002/03 - 2012/13) (gross)



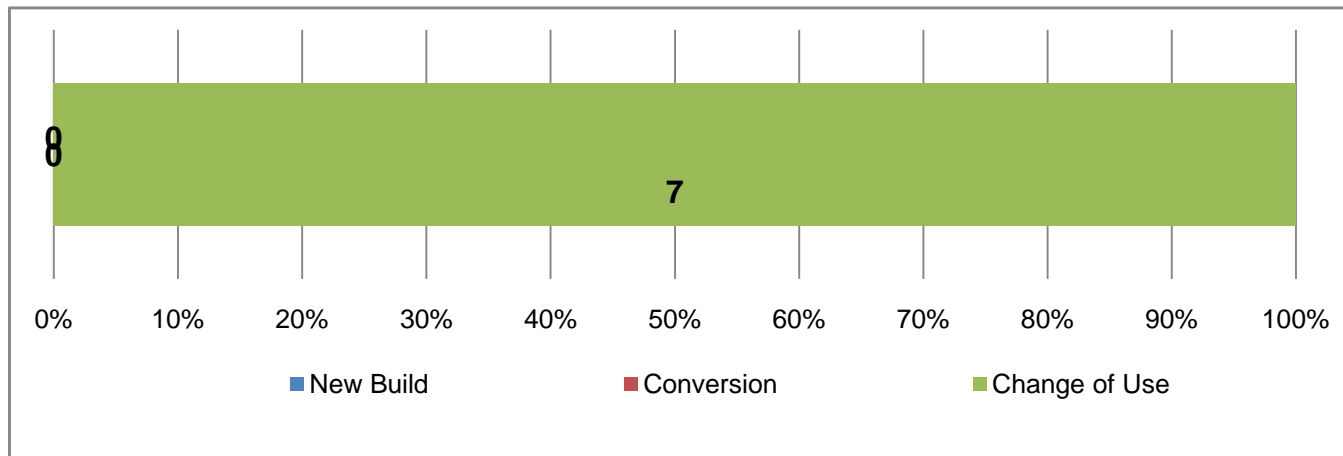
Dwelling completions - 11 year period (2002/03 - 2012/13) - by policy area (gross)



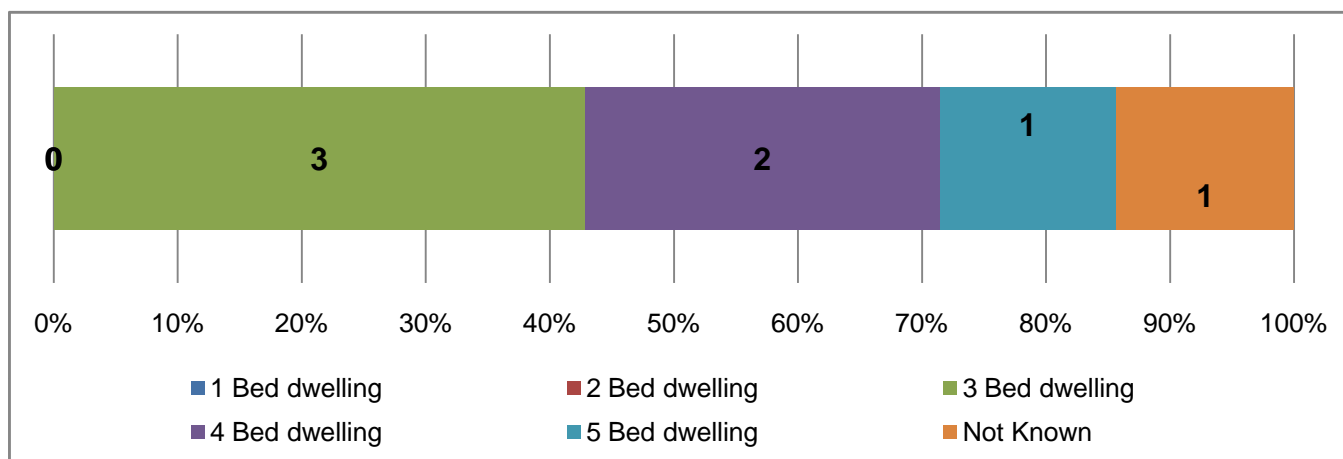
Number of dwelling completions by type (2002/03 - 2012/13) (gross)



Number of dwelling completions by source (2002/03 - 2012/13) (gross)



Number of dwelling completions by number of bedrooms (2002/03 - 2012/13) (gross)



Notes

Profiles produced by The Corporate Research Team, South Gloucestershire Council. September 2013
Data collated by Strategic Planning Policy & Specialist Advice Team.

Completions - 11 year period (2002/03 - 2012/13) - by policy area (gross)

Policy areas as defined by South Gloucestershire Local Plan 2006.

Completions by type (2002/03 - 2012/13) (gross)

Mobile: Includes caravans.

Other: Anything not falling into the other three categories and is predominantly accommodation for Gypsy / Traveller and Travelling Showpeople.

Completions by source (2002/03 - 2012/13) (gross)

Conversions are existing houses and flats to new houses and flats

Change of use are changes of use of any other buildings to houses and flats e.g. agricultural barns, offices, shops, former industrial buildings.

Completions by number of bedrooms (2002/03 - 2012/13) (gross)

Not Known: Information not recorded.

New home statistics for parishes - (2002/03 - 2012/13)

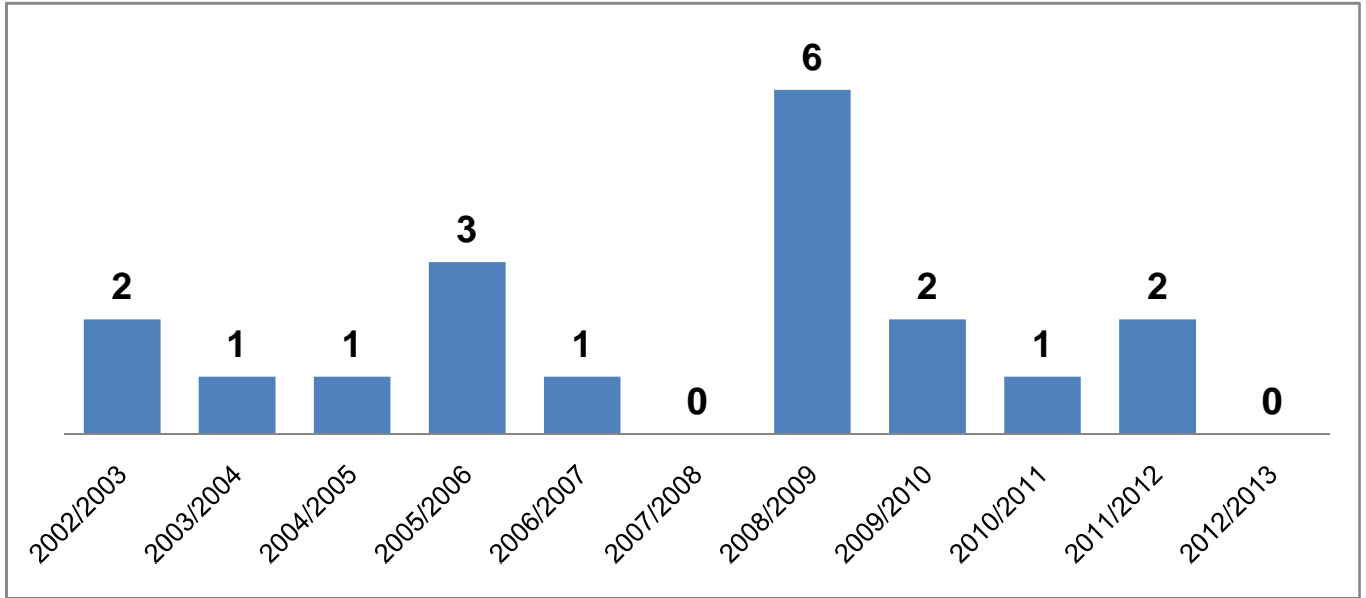
Profiles produced by The Corporate Research Team, South Gloucestershire Council. September 2013
Data collated by Strategic Planning Policy & Specialist Advice Team.

Parish of: **Cromhall**

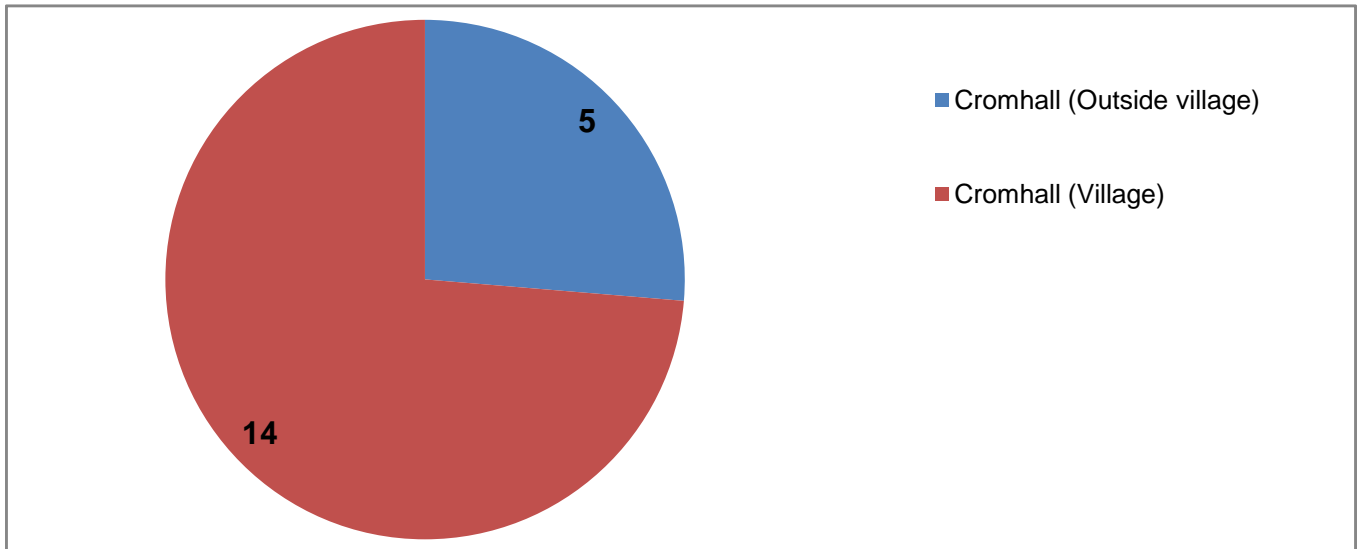
Total dwelling completions - 11 year period (2002/03 - 2012/13)

New homes built (gross):	19
Losses (through demolition or conversion):	3
Total new homes (net):	16

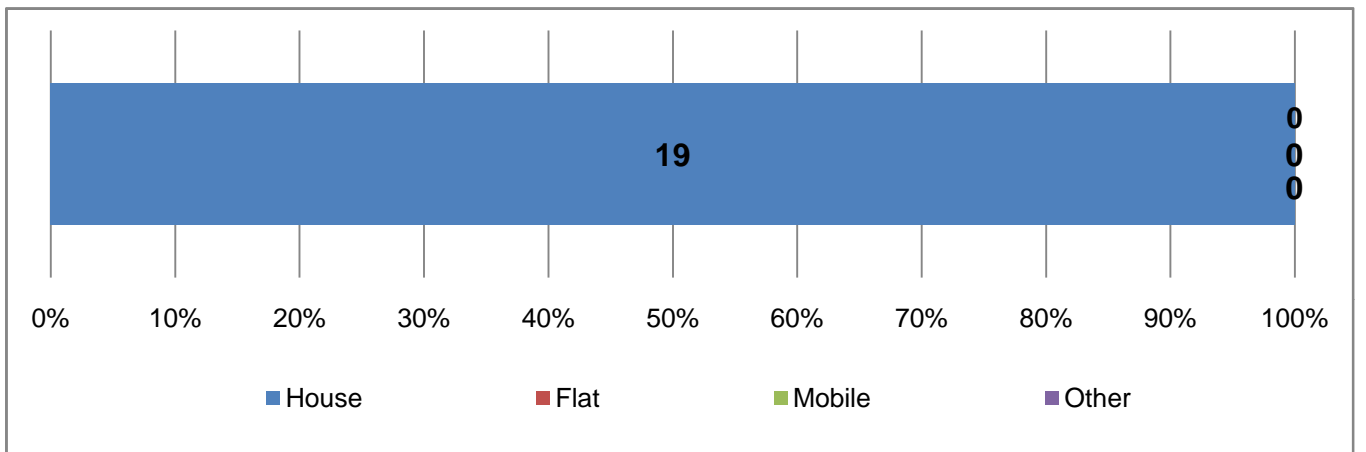
Annual dwelling completions - trend (2002/03 - 2012/13) (gross)



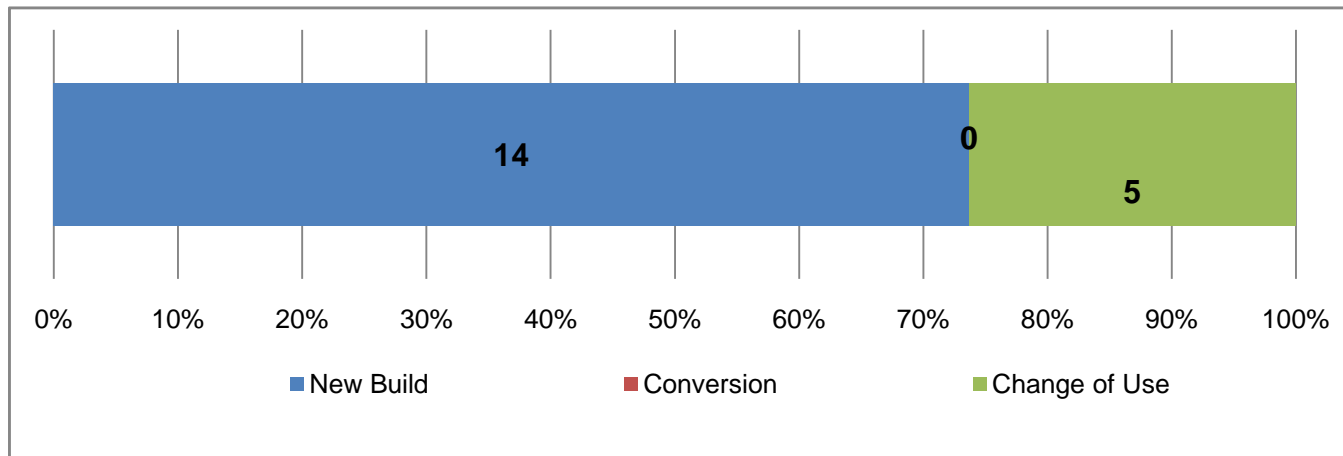
Dwelling completions - 11 year period (2002/03 - 2012/13) - by policy area (gross)



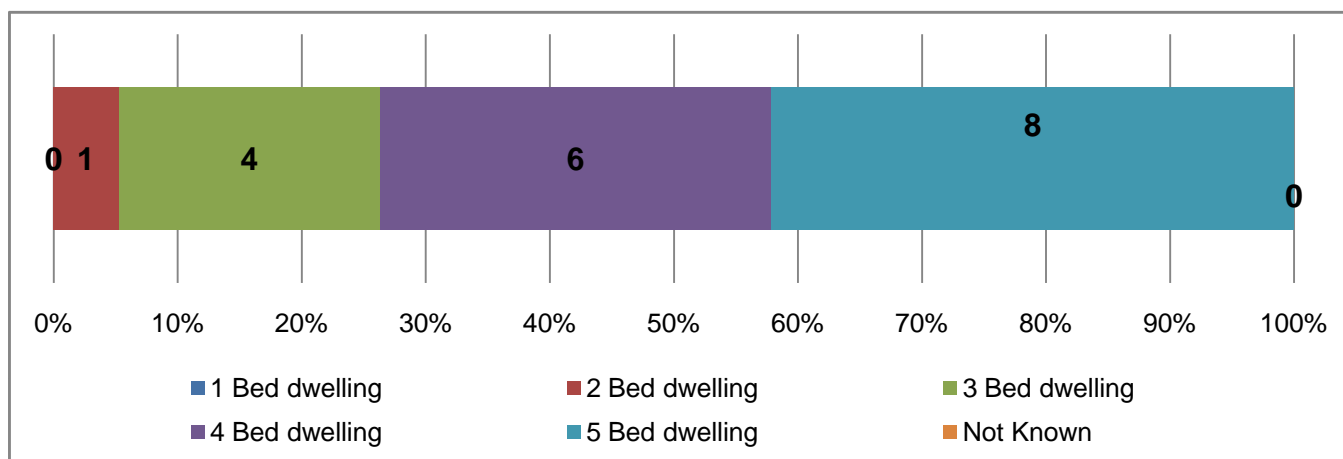
Number of dwelling completions by type (2002/03 - 2012/13) (gross)



Number of dwelling completions by source (2002/03 - 2012/13) (gross)



Number of dwelling completions by number of bedrooms (2002/03 - 2012/13) (gross)



Notes

Profiles produced by The Corporate Research Team, South Gloucestershire Council. September 2013
Data collated by Strategic Planning Policy & Specialist Advice Team.

Completions - 11 year period (2002/03 - 2012/13) - by policy area (gross)

Policy areas as defined by South Gloucestershire Local Plan 2006.

Completions by type (2002/03 - 2012/13) (gross)

Mobile: Includes caravans.

Other: Anything not falling into the other three categories and is predominantly accommodation for Gypsy / Traveller and Travelling Showpeople.

Completions by source (2002/03 - 2012/13) (gross)

Conversions are existing houses and flats to new houses and flats

Change of use are changes of use of any other buildings to houses and flats e.g. agricultural barns, offices, shops, former industrial buildings.

Completions by number of bedrooms (2002/03 - 2012/13) (gross)

Not Known: Information not recorded.

New home statistics for parishes - (2002/03 - 2012/13)

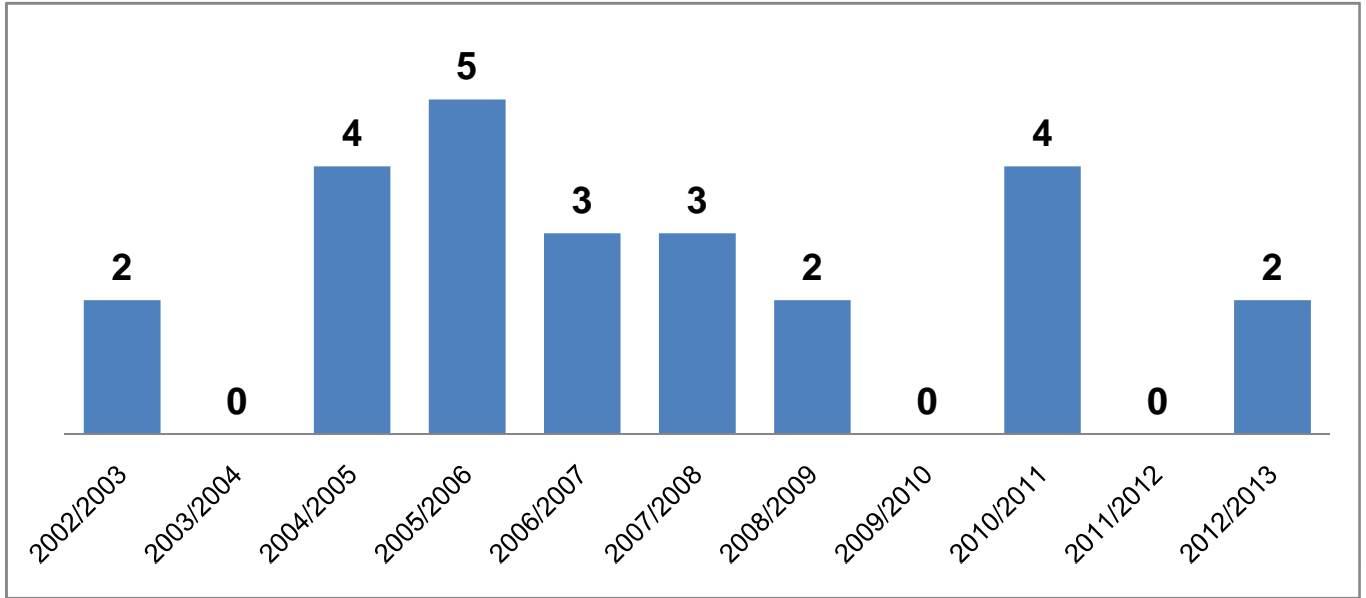
Profiles produced by The Corporate Research Team, South Gloucestershire Council. September 2013
Data collated by Strategic Planning Policy & Specialist Advice Team.

Parish of: **Dodington**

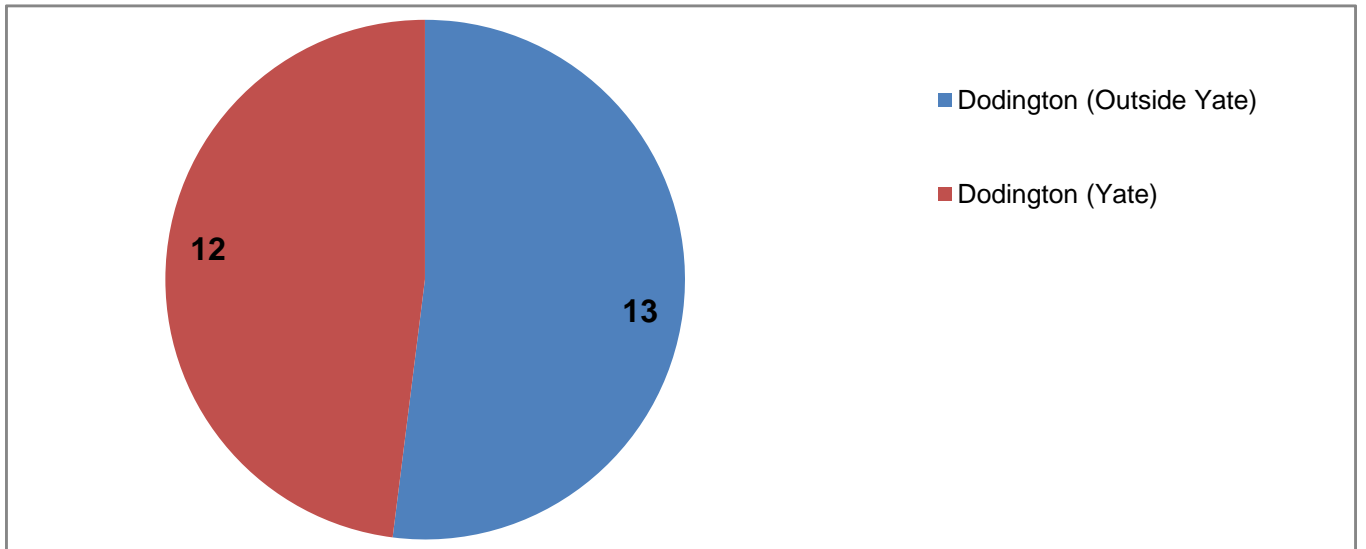
Total dwelling completions - 11 year period (2002/03 - 2012/13)

New homes built (gross):	25
Losses (through demolition or conversion):	8
Total new homes (net):	17

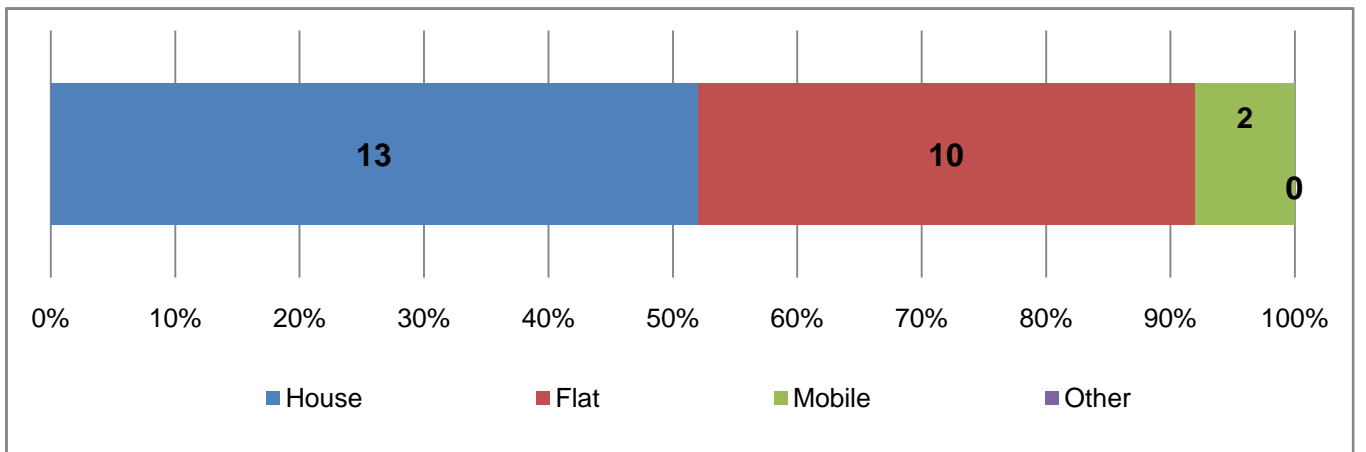
Annual dwelling completions - trend (2002/03 - 2012/13) (gross)



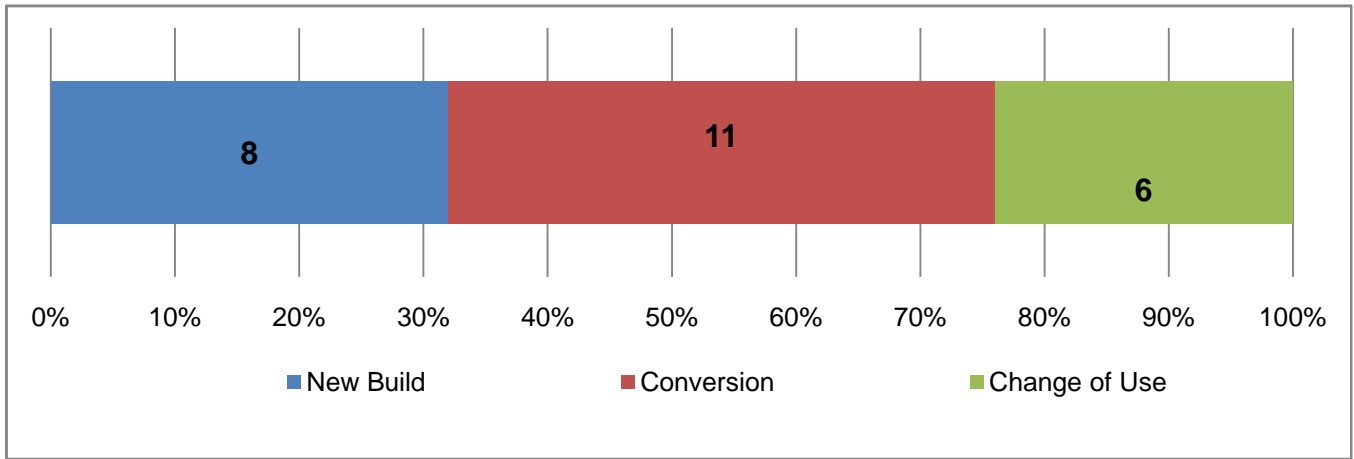
Dwelling completions - 11 year period (2002/03 - 2012/13) - by policy area (gross)



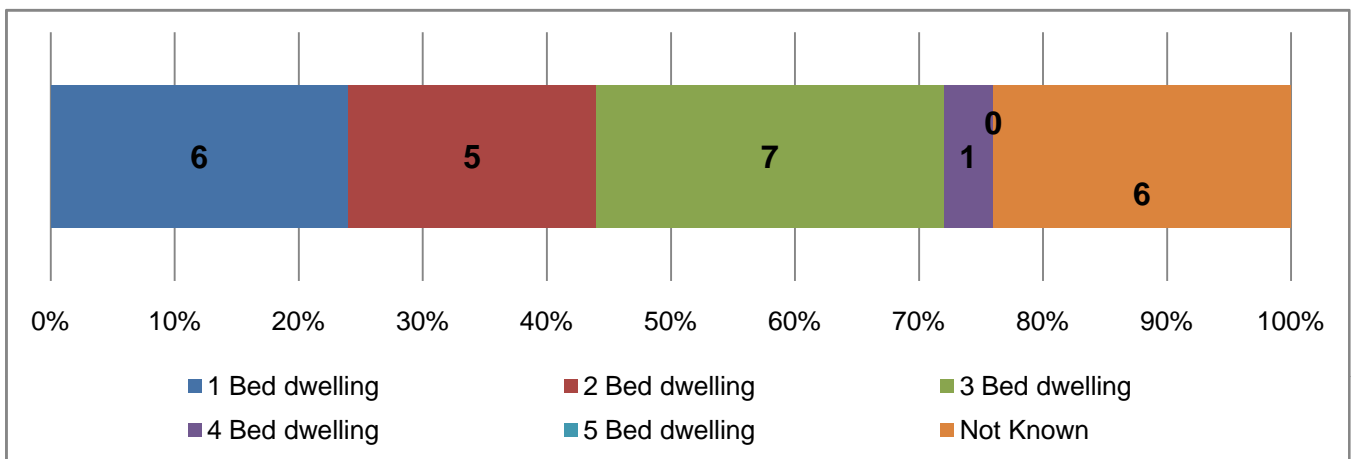
Number of dwelling completions by type (2002/03 - 2012/13) (gross)



Number of dwelling completions by source (2002/03 - 2012/13) (gross)



Number of dwelling completions by number of bedrooms (2002/03 - 2012/13) (gross)



Notes

Profiles produced by The Corporate Research Team, South Gloucestershire Council. September 2013
Data collated by Strategic Planning Policy & Specialist Advice Team.

Completions - 11 year period (2002/03 - 2012/13) - by policy area (gross)

Policy areas as defined by South Gloucestershire Local Plan 2006.

Completions by type (2002/03 - 2012/13) (gross)

Mobile: Includes caravans.

Other: Anything not falling into the other three categories and is predominantly accommodation for Gypsy / Traveller and Travelling Showpeople.

Completions by source (2002/03 - 2012/13) (gross)

Conversions are existing houses and flats to new houses and flats

Change of use are changes of use of any other buildings to houses and flats e.g. agricultural barns, offices, shops, former industrial buildings.

Completions by number of bedrooms (2002/03 - 2012/13) (gross)

Not Known: Information not recorded.

New home statistics for parishes - (2002/03 - 2012/13)

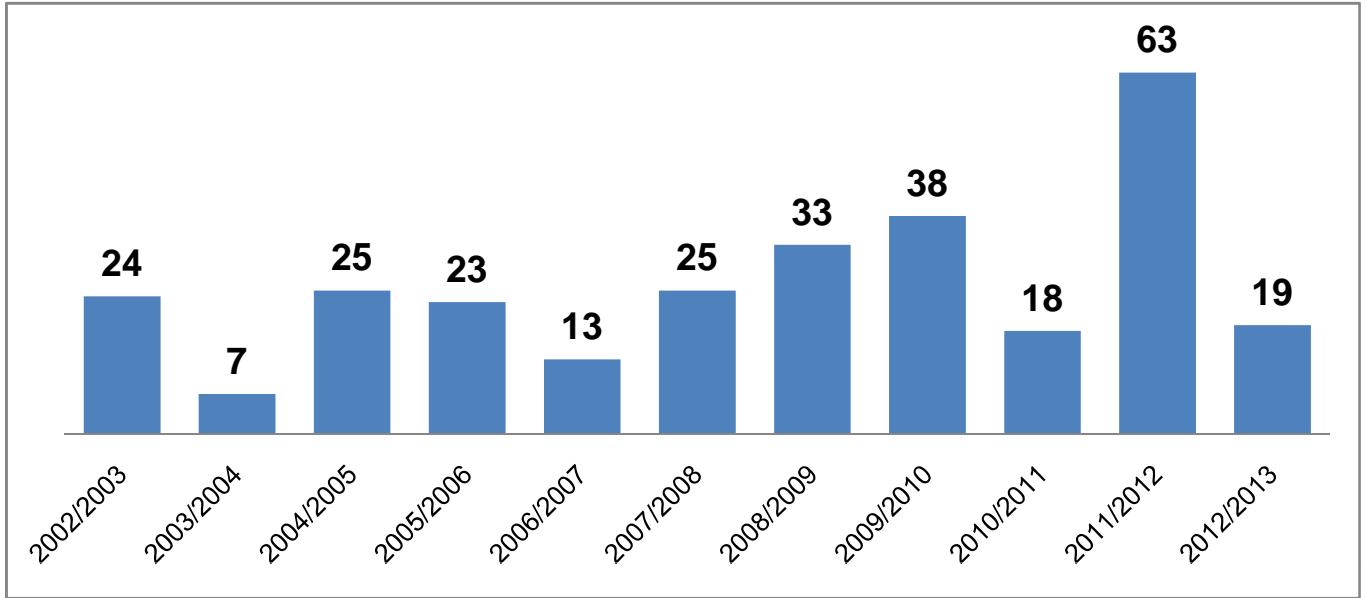
Profiles produced by The Corporate Research Team, South Gloucestershire Council. September 2013
Data collated by Strategic Planning Policy & Specialist Advice Team.

Parish of: **Downend and Bromley Heath**

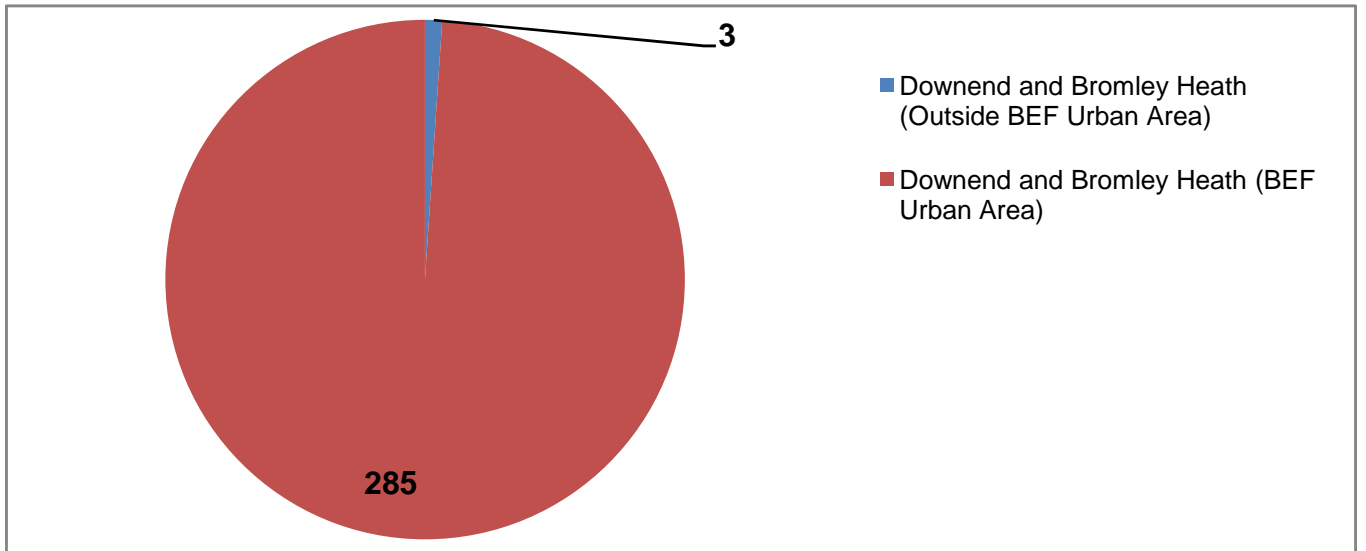
Total dwelling completions - 11 year period (2002/03 - 2012/13)

New homes built (gross):	288
Losses (through demolition or conversion):	41
Total new homes (net):	247

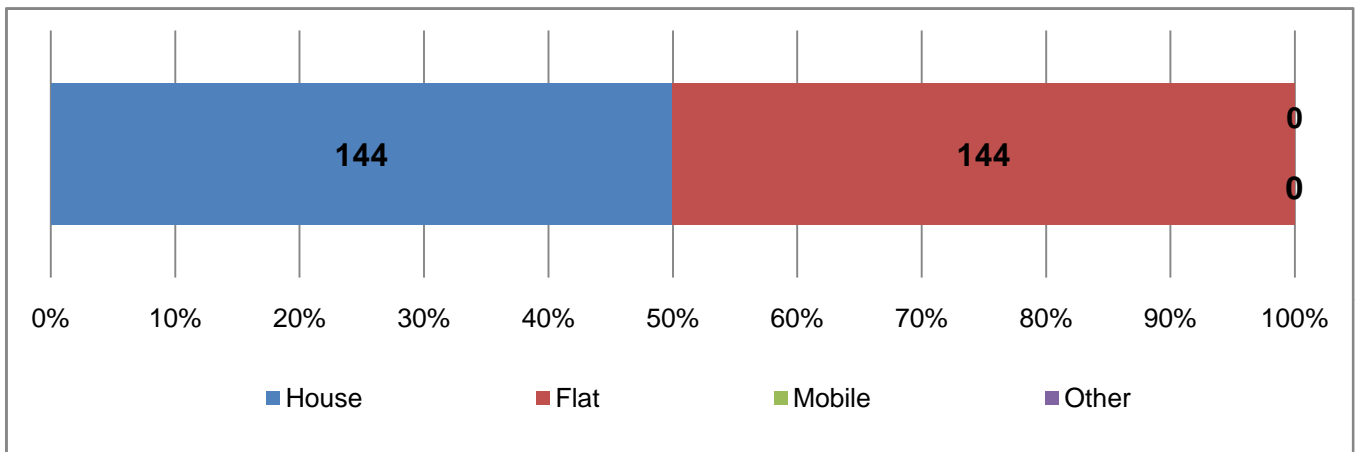
Annual dwelling completions - trend (2002/03 - 2012/13) (gross)



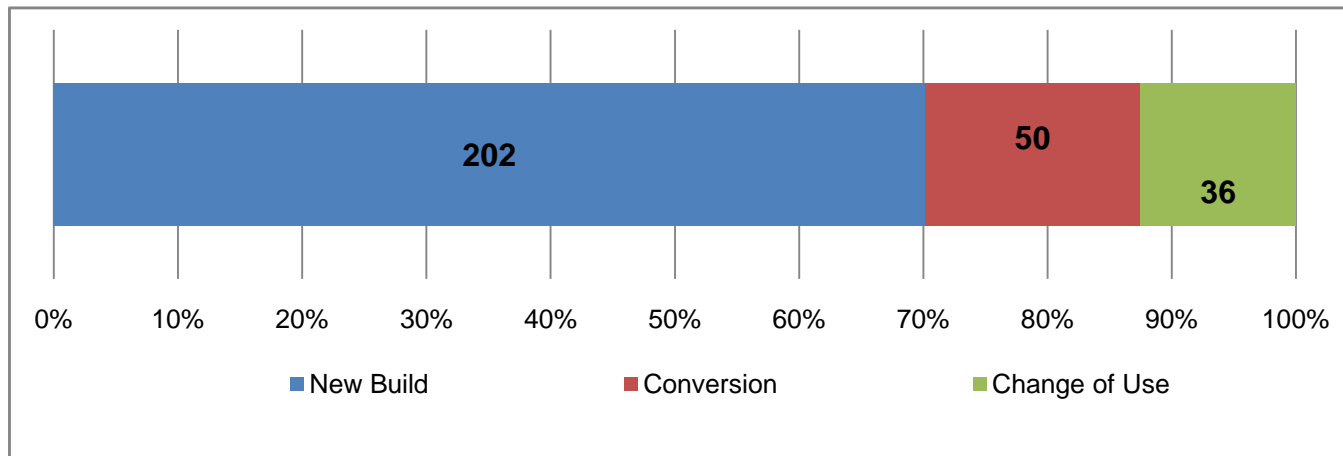
Dwelling completions - 11 year period (2002/03 - 2012/13) - by policy area (gross)



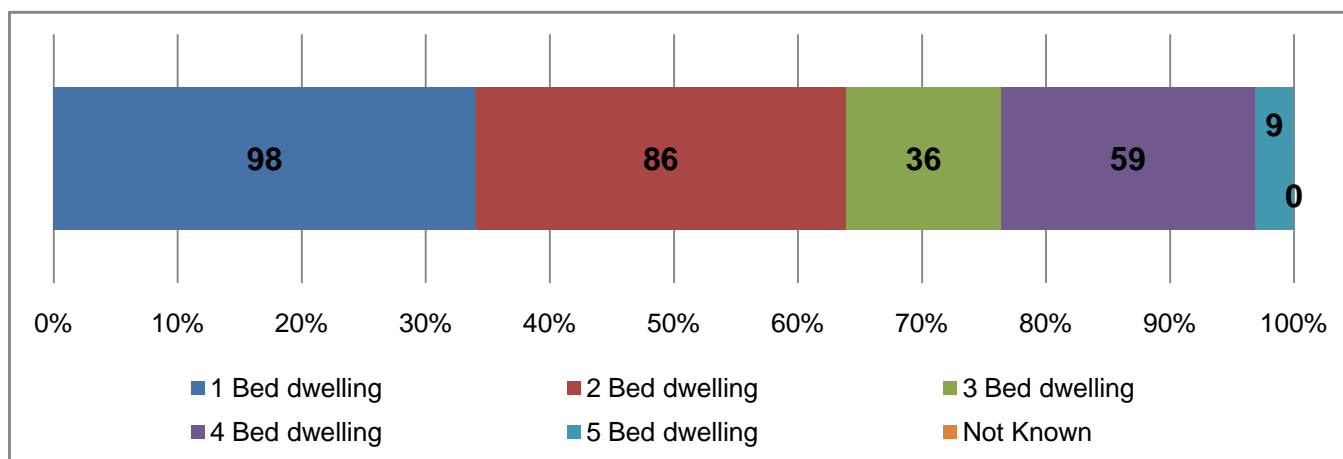
Number of dwelling completions by type (2002/03 - 2012/13) (gross)



Number of dwelling completions by source (2002/03 - 2012/13) (gross)



Number of dwelling completions by number of bedrooms (2002/03 - 2012/13) (gross)



Notes

Profiles produced by The Corporate Research Team, South Gloucestershire Council. September 2013
Data collated by Strategic Planning Policy & Specialist Advice Team.

Completions - 11 year period (2002/03 - 2012/13) - by policy area (gross)

Policy areas as defined by South Gloucestershire Local Plan 2006.

Completions by type (2002/03 - 2012/13) (gross)

Mobile: Includes caravans.

Other: Anything not falling into the other three categories and is predominantly accommodation for Gypsy / Traveller and Travelling Showpeople.

Completions by source (2002/03 - 2012/13) (gross)

Conversions are existing houses and flats to new houses and flats

Change of use are changes of use of any other buildings to houses and flats e.g. agricultural barns, offices, shops, former industrial buildings.

Completions by number of bedrooms (2002/03 - 2012/13) (gross)

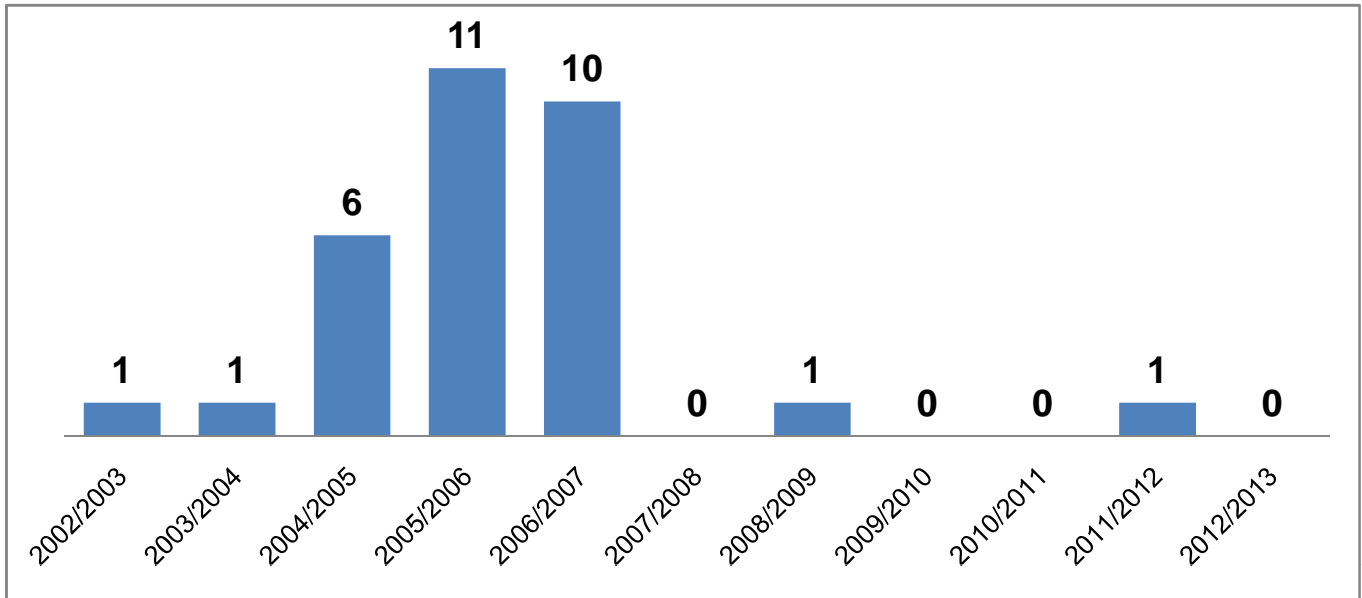
Not Known: Information not recorded.

Parish of: **Doynton**

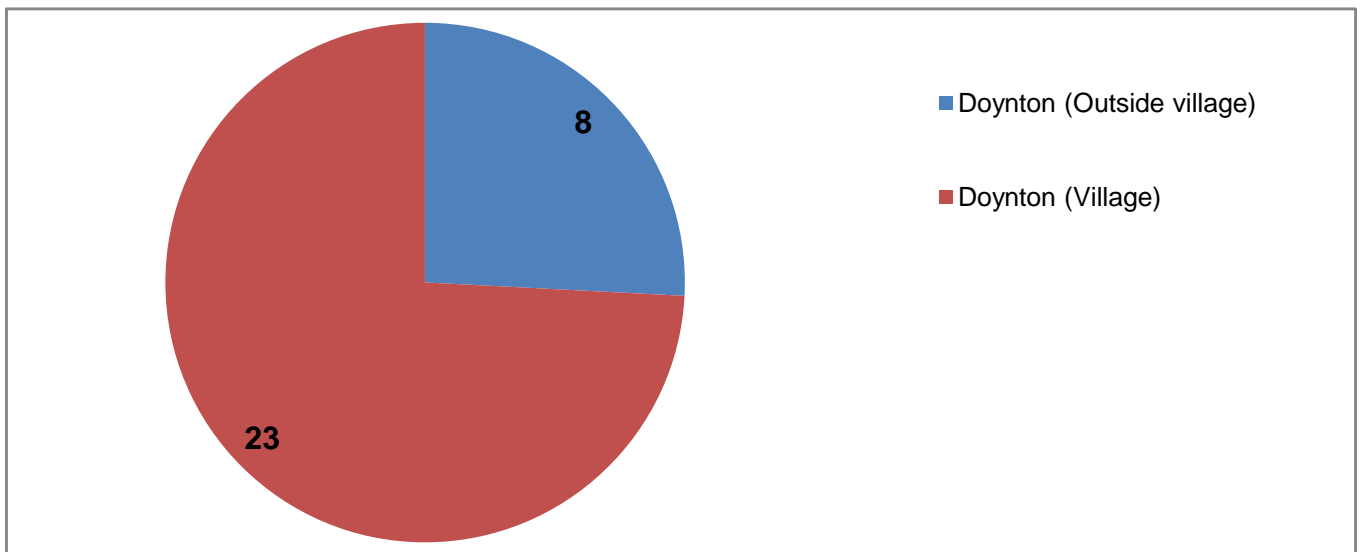
Total dwelling completions - 11 year period (2002/03 - 2012/13)

New homes built (gross):	31
Losses (through demolition or conversion):	17
Total new homes (net):	14

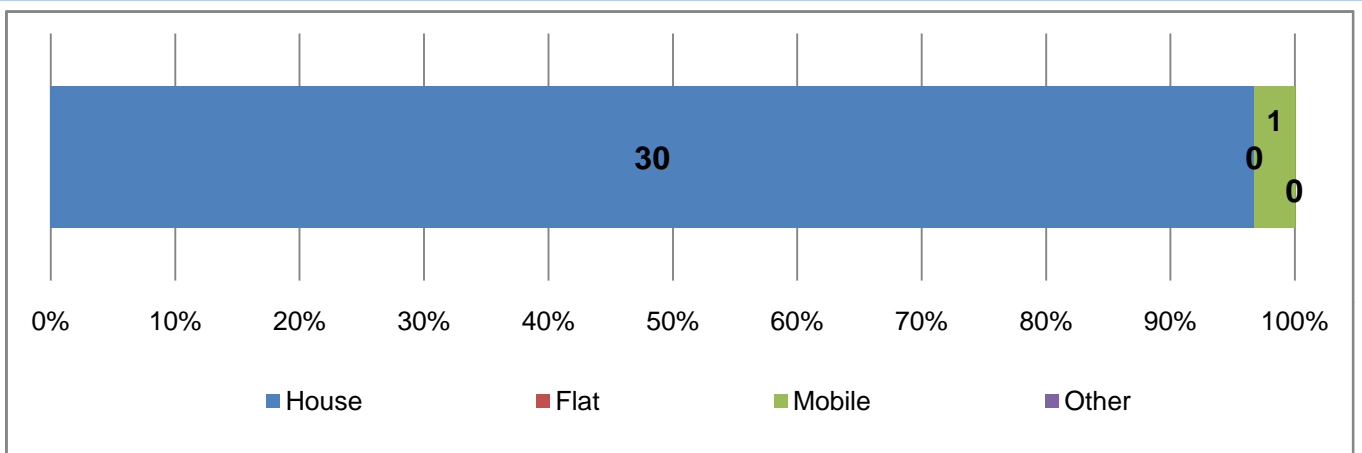
Annual dwelling completions - trend (2002/03 - 2012/13) (gross)



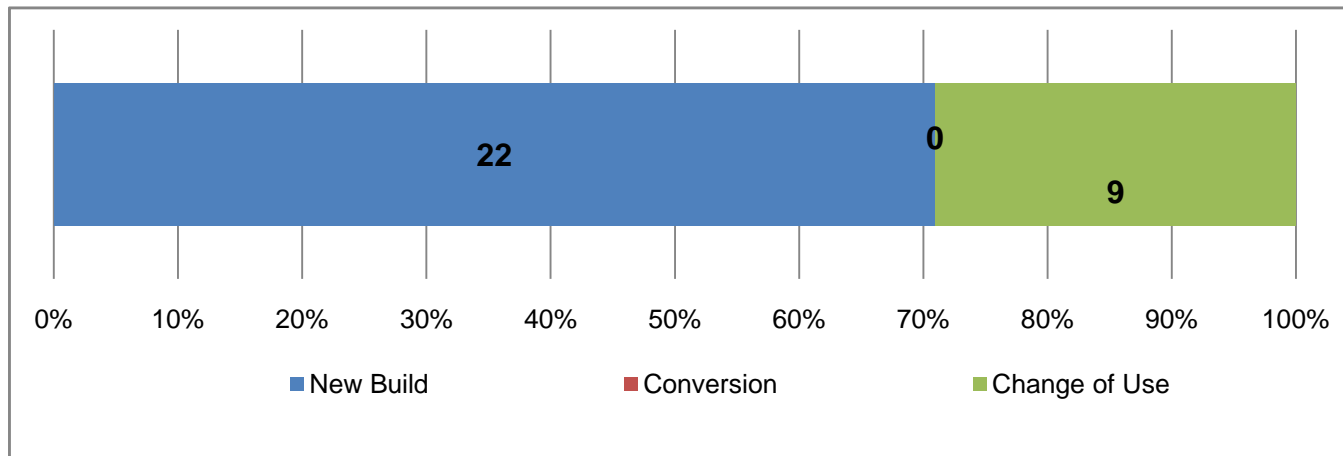
Dwelling completions - 11 year period (2002/03 - 2012/13) - by policy area (gross)



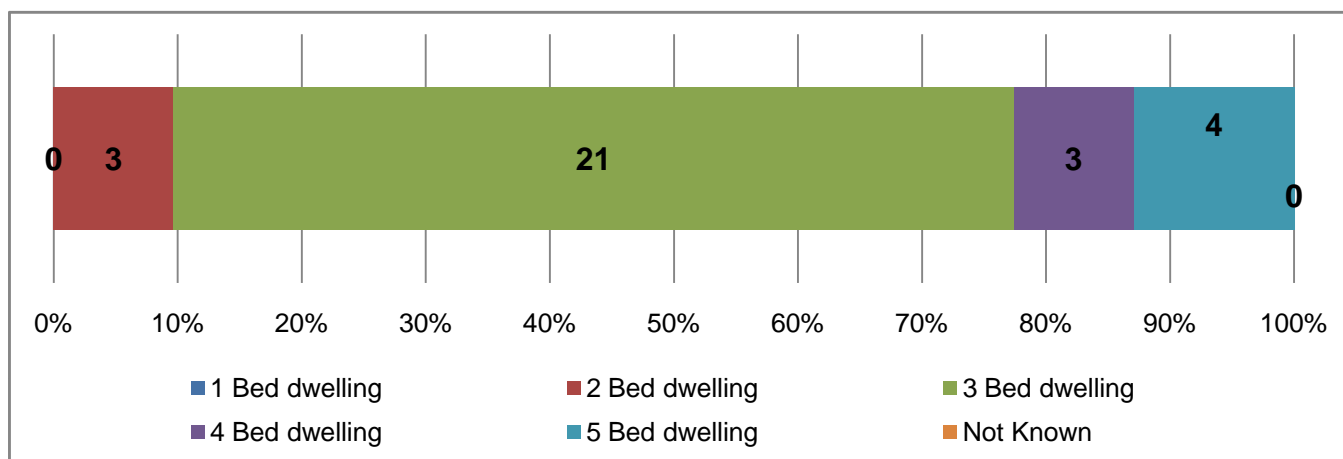
Number of dwelling completions by type (2002/03 - 2012/13) (gross)



Number of dwelling completions by source (2002/03 - 2012/13) (gross)



Number of dwelling completions by number of bedrooms (2002/03 - 2012/13) (gross)



Notes

Profiles produced by The Corporate Research Team, South Gloucestershire Council. September 2013
Data collated by Strategic Planning Policy & Specialist Advice Team.

Completions - 11 year period (2002/03 - 2012/13) - by policy area (gross)

Policy areas as defined by South Gloucestershire Local Plan 2006.

Completions by type (2002/03 - 2012/13) (gross)

Mobile: Includes caravans.

Other: Anything not falling into the other three categories and is predominantly accommodation for Gypsy / Traveller and Travelling Showpeople.

Completions by source (2002/03 - 2012/13) (gross)

Conversions are existing houses and flats to new houses and flats

Change of use are changes of use of any other buildings to houses and flats e.g. agricultural barns, offices, shops, former industrial buildings.

Completions by number of bedrooms (2002/03 - 2012/13) (gross)

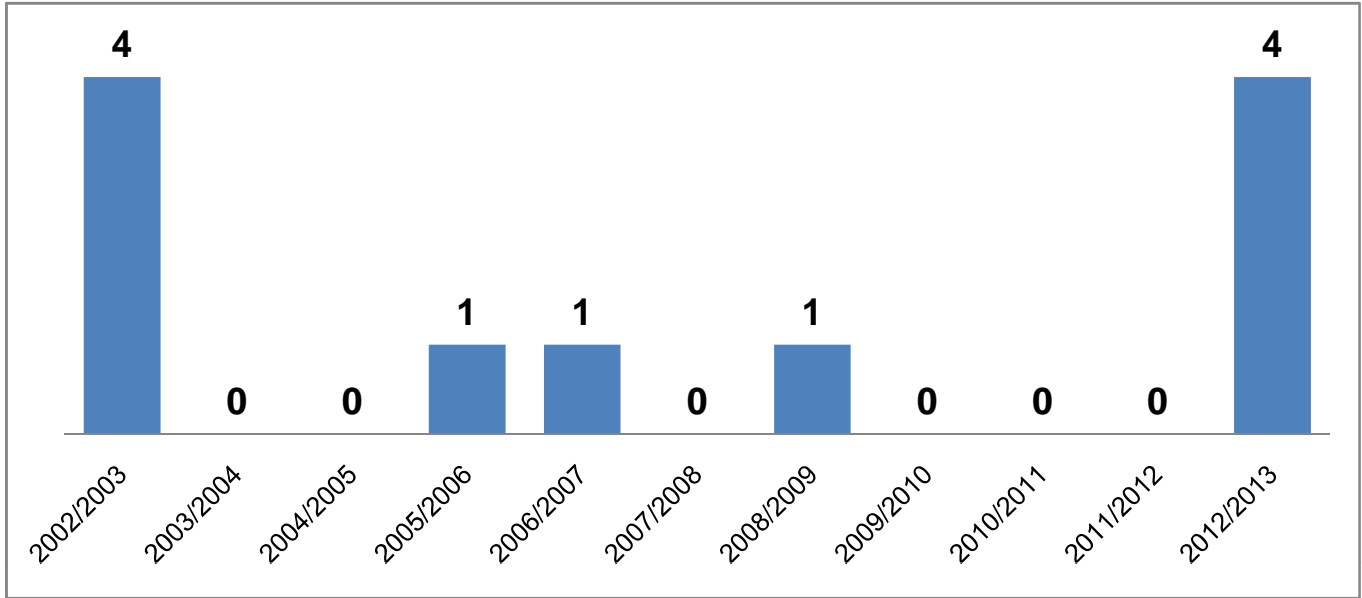
Not Known: Information not recorded.

Parish of: **Dyrham & Hinton**

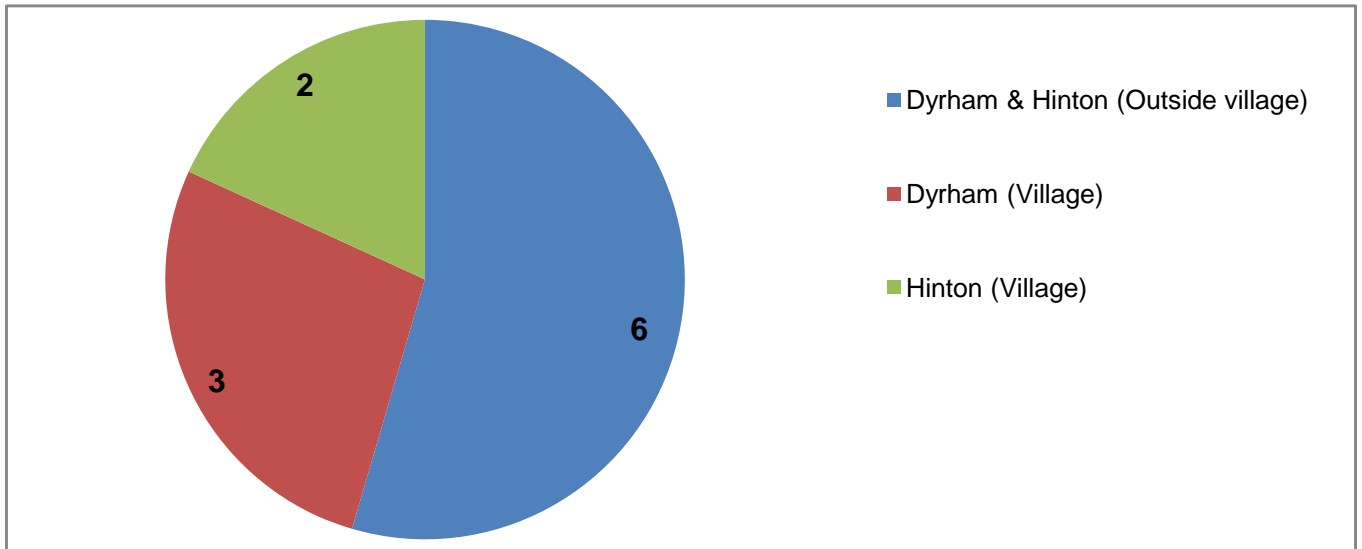
Total dwelling completions - 11 year period (2002/03 - 2012/13)

New homes built (gross):	11
Losses (through demolition or conversion):	1
Total new homes (net):	10

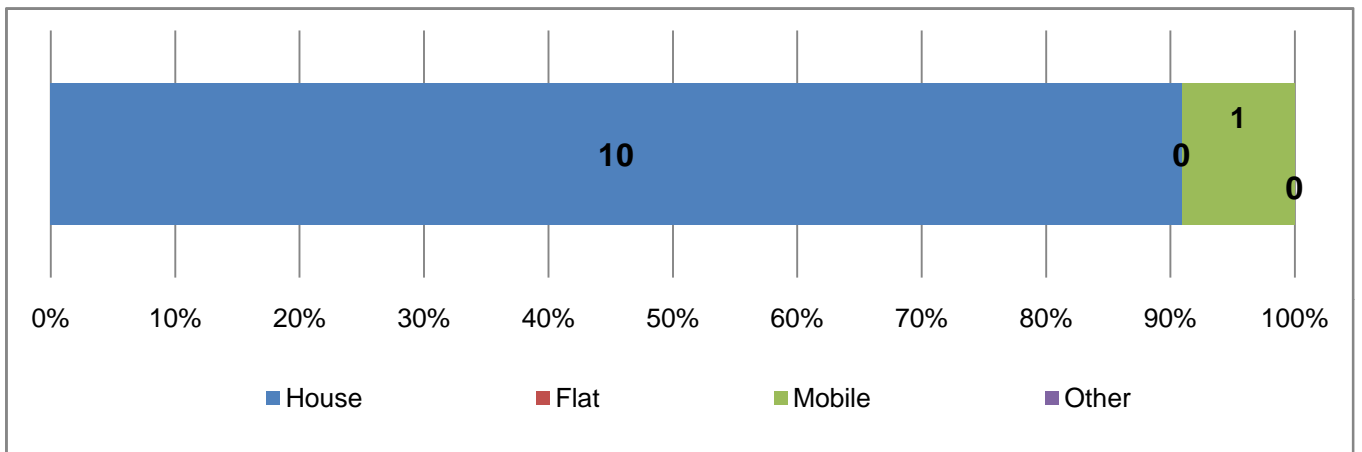
Annual dwelling completions - trend (2002/03 - 2012/13) (gross)



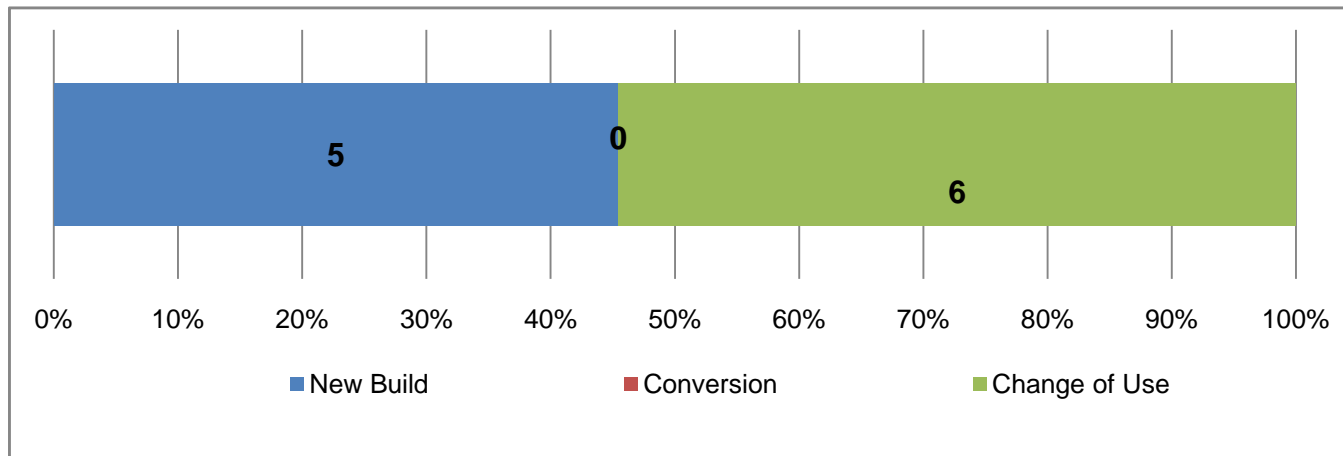
Dwelling completions - 11 year period (2002/03 - 2012/13) - by policy area (gross)



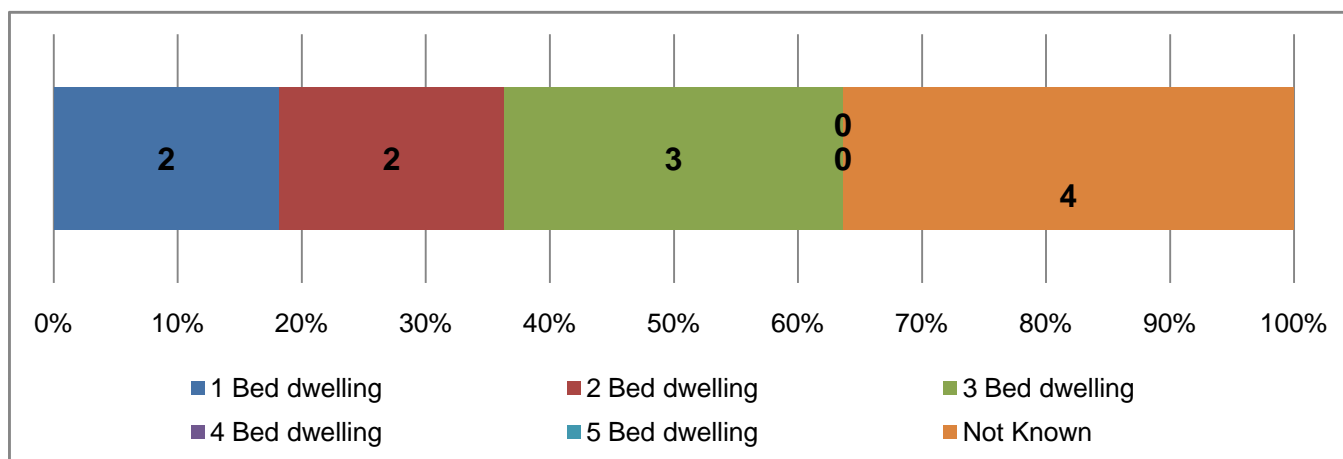
Number of dwelling completions by type (2002/03 - 2012/13) (gross)



Number of dwelling completions by source (2002/03 - 2012/13) (gross)



Number of dwelling completions by number of bedrooms (2002/03 - 2012/13) (gross)



Notes

Profiles produced by The Corporate Research Team, South Gloucestershire Council. September 2013
Data collated by Strategic Planning Policy & Specialist Advice Team.

Completions - 11 year period (2002/03 - 2012/13) - by policy area (gross)

Policy areas as defined by South Gloucestershire Local Plan 2006.

Completions by type (2002/03 - 2012/13) (gross)

Mobile: Includes caravans.

Other: Anything not falling into the other three categories and is predominantly accommodation for Gypsy / Traveller and Travelling Showpeople.

Completions by source (2002/03 - 2012/13) (gross)

Conversions are existing houses and flats to new houses and flats

Change of use are changes of use of any other buildings to houses and flats e.g. agricultural barns, offices, shops, former industrial buildings.

Completions by number of bedrooms (2002/03 - 2012/13) (gross)

Not Known: Information not recorded.

New home statistics for parishes - (2002/03 - 2012/13)

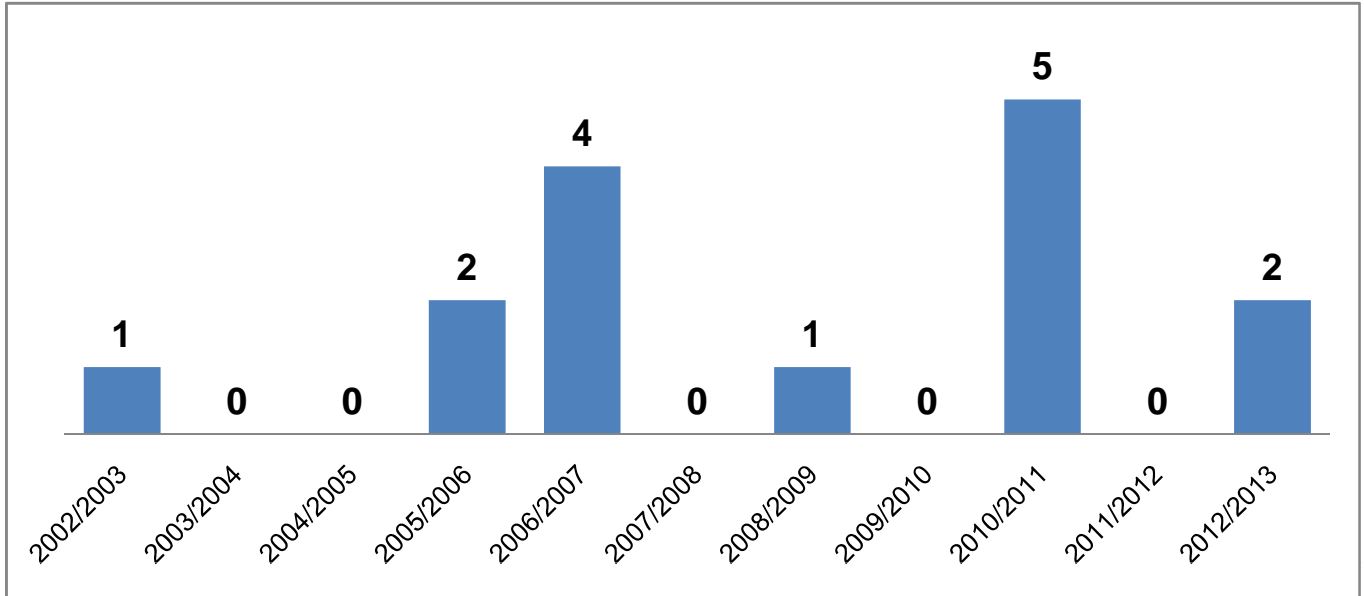
Profiles produced by The Corporate Research Team, South Gloucestershire Council. September 2013
Data collated by Strategic Planning Policy & Specialist Advice Team.

Parish of: **Falfield**

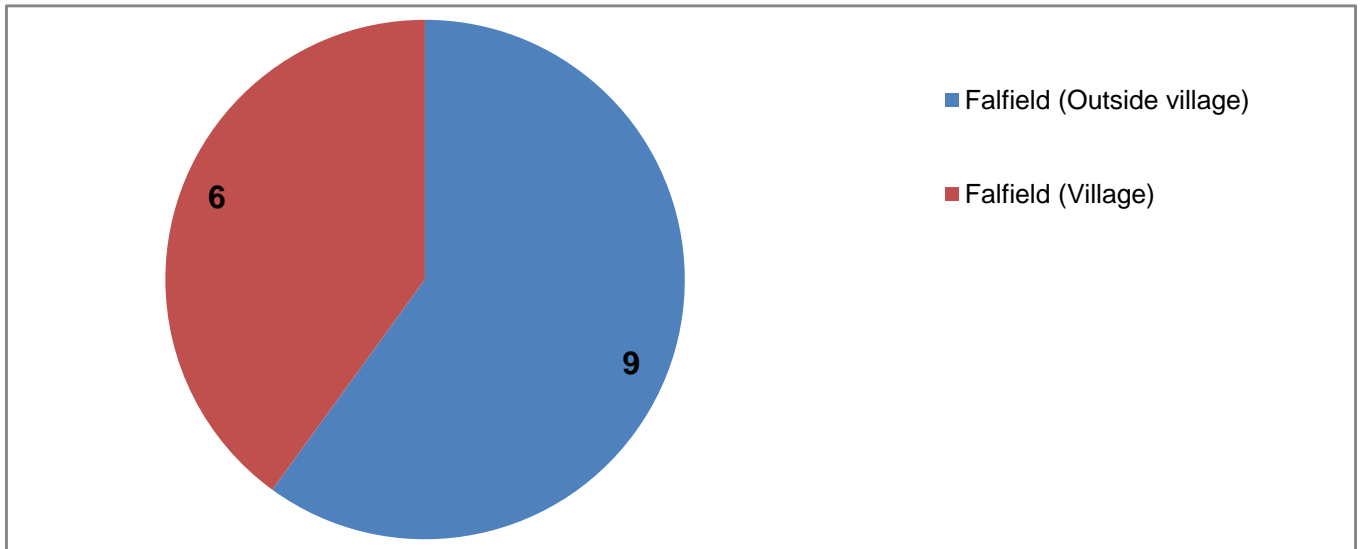
Total dwelling completions - 11 year period (2002/03 - 2012/13)

New homes built (gross):	15
Losses (through demolition or conversion):	2
Total new homes (net):	13

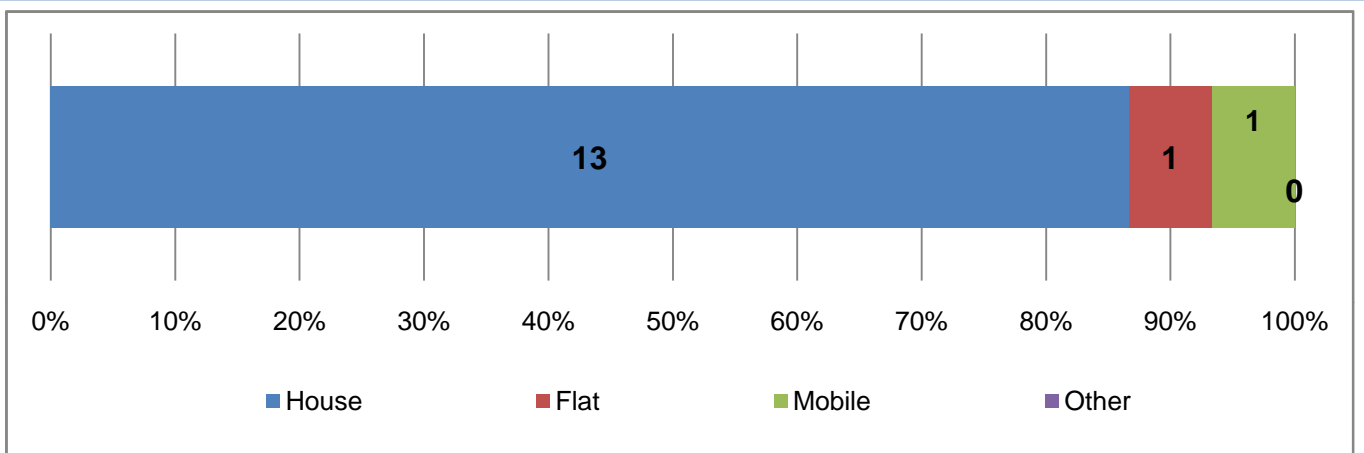
Annual dwelling completions - trend (2002/03 - 2012/13) (gross)



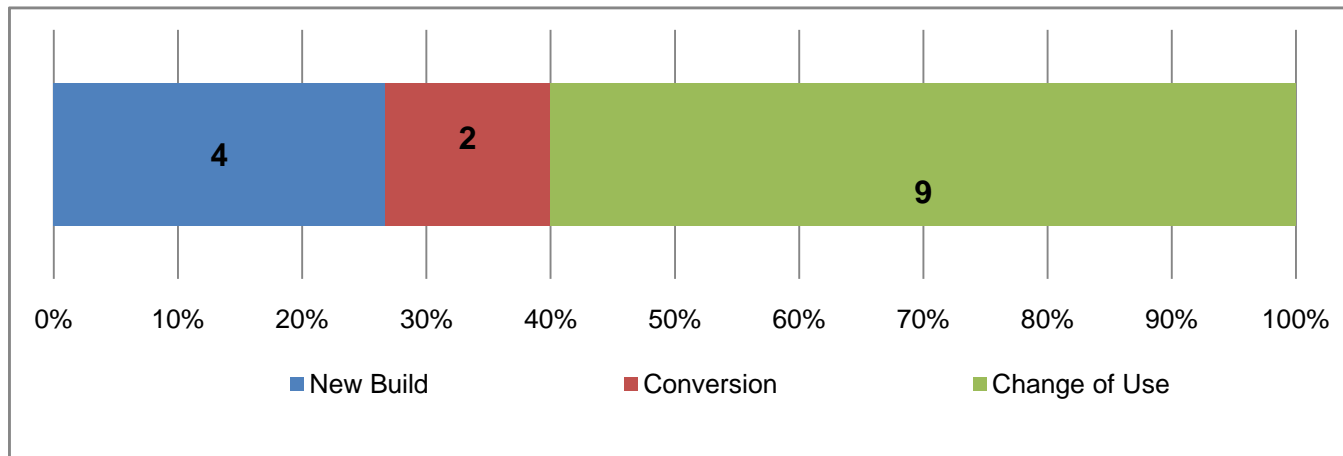
Dwelling completions - 11 year period (2002/03 - 2012/13) - by policy area (gross)



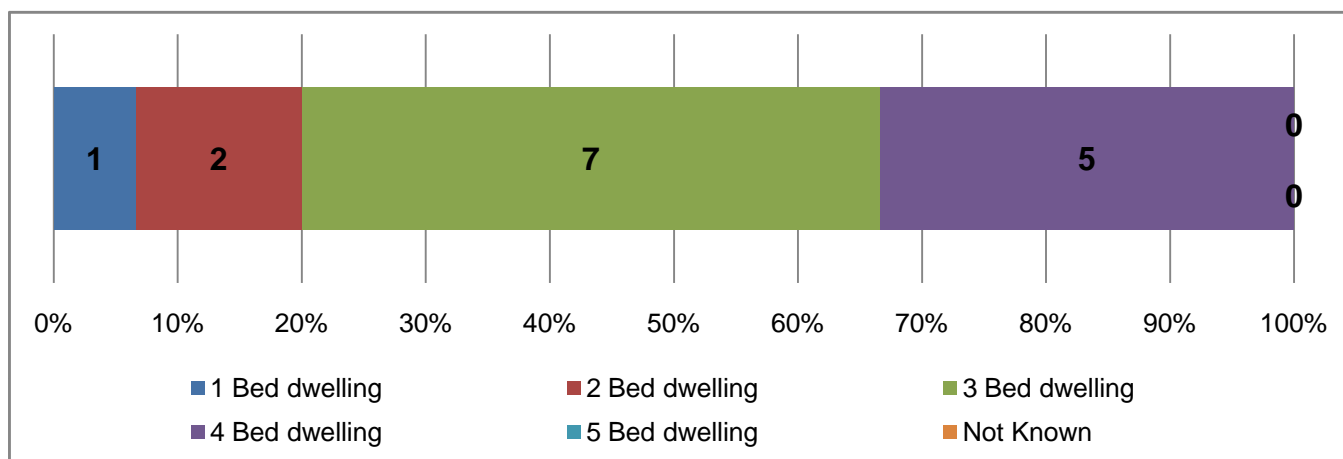
Number of dwelling completions by type (2002/03 - 2012/13) (gross)



Number of dwelling completions by source (2002/03 - 2012/13) (gross)



Number of dwelling completions by number of bedrooms (2002/03 - 2012/13) (gross)



Notes

Profiles produced by The Corporate Research Team, South Gloucestershire Council. September 2013
Data collated by Strategic Planning Policy & Specialist Advice Team.

Completions - 11 year period (2002/03 - 2012/13) - by policy area (gross)

Policy areas as defined by South Gloucestershire Local Plan 2006.

Completions by type (2002/03 - 2012/13) (gross)

Mobile: Includes caravans.

Other: Anything not falling into the other three categories and is predominantly accommodation for Gypsy / Traveller and Travelling Showpeople.

Completions by source (2002/03 - 2012/13) (gross)

Conversions are existing houses and flats to new houses and flats

Change of use are changes of use of any other buildings to houses and flats e.g. agricultural barns, offices, shops, former industrial buildings.

Completions by number of bedrooms (2002/03 - 2012/13) (gross)

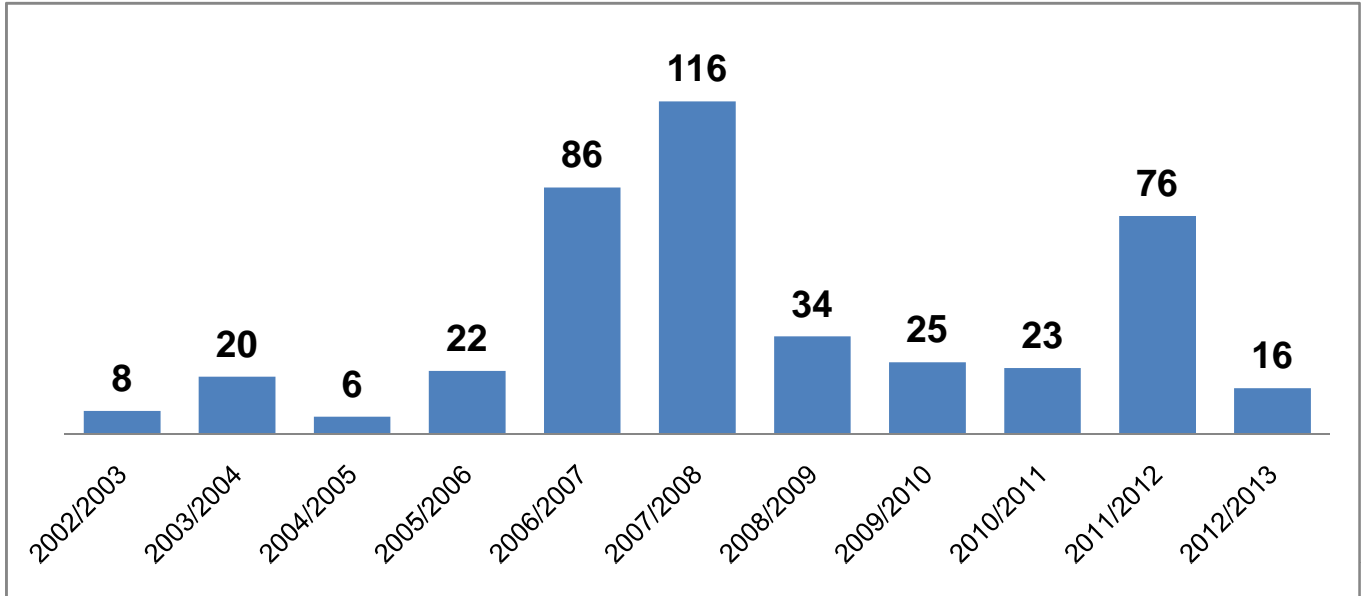
Not Known: Information not recorded.

Parish of: **Filton**

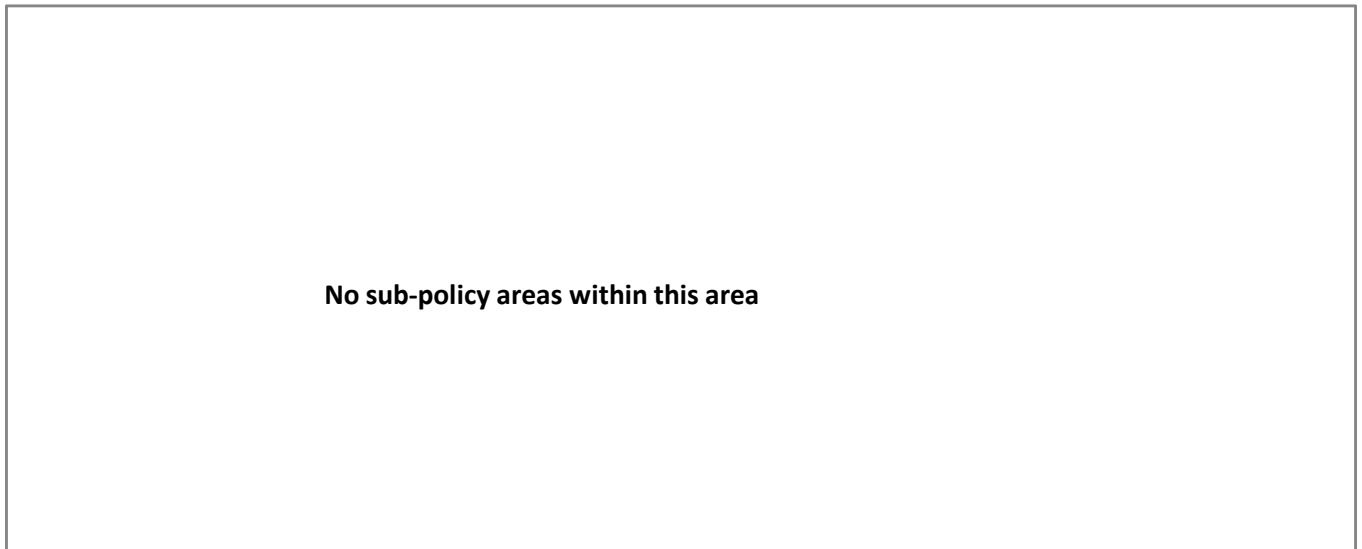
Total dwelling completions - 11 year period (2002/03 - 2012/13)

New homes built (gross):	432
Losses (through demolition or conversion):	78
Total new homes (net):	354

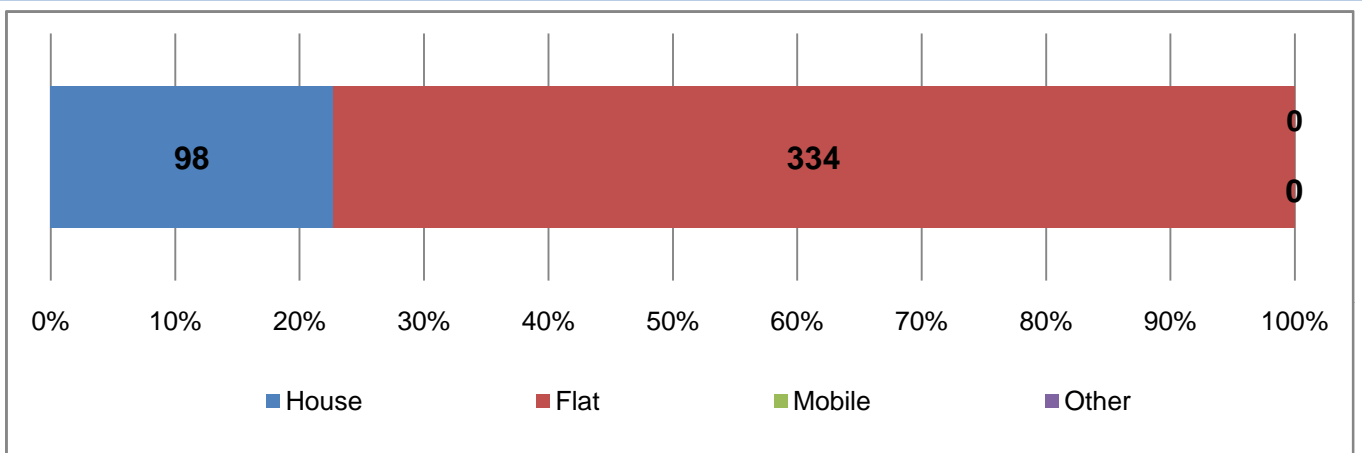
Annual dwelling completions - trend (2002/03 - 2012/13) (gross)



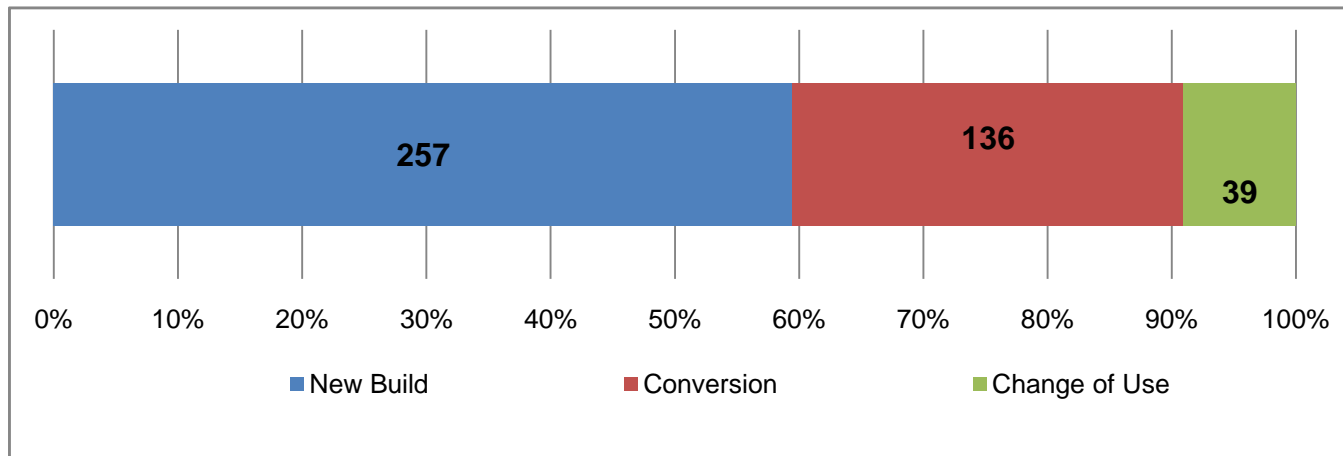
Dwelling completions - 11 year period (2002/03 - 2012/13) - by policy area (gross)



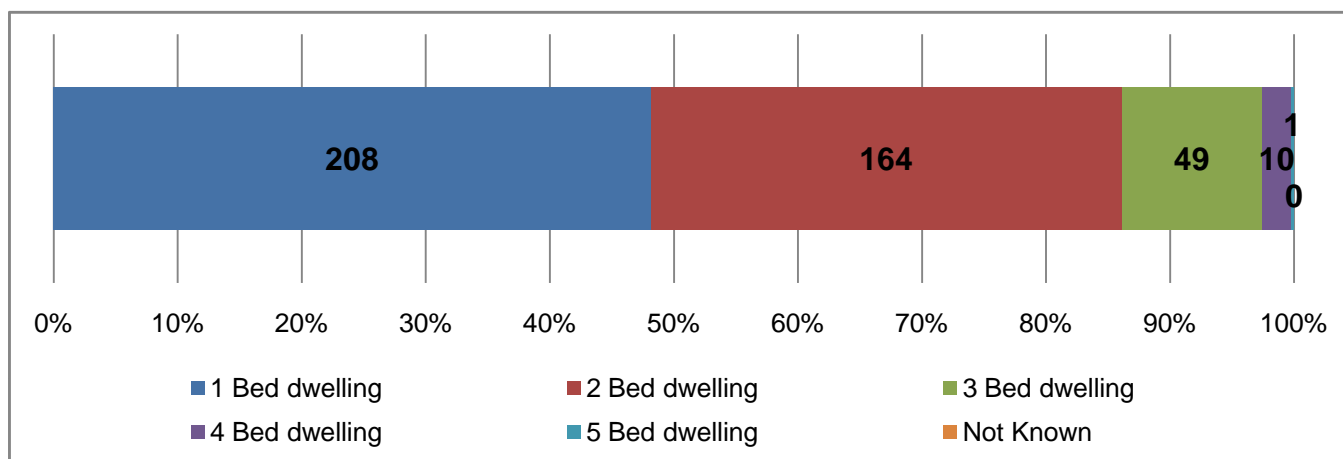
Number of dwelling completions by type (2002/03 - 2012/13) (gross)



Number of dwelling completions by source (2002/03 - 2012/13) (gross)



Number of dwelling completions by number of bedrooms (2002/03 - 2012/13) (gross)



Notes

Profiles produced by The Corporate Research Team, South Gloucestershire Council. September 2013
Data collated by Strategic Planning Policy & Specialist Advice Team.

Completions - 11 year period (2002/03 - 2012/13) - by policy area (gross)

Policy areas as defined by South Gloucestershire Local Plan 2006.

Completions by type (2002/03 - 2012/13) (gross)

Mobile: Includes caravans.

Other: Anything not falling into the other three categories and is predominantly accommodation for Gypsy / Traveller and Travelling Showpeople.

Completions by source (2002/03 - 2012/13) (gross)

Conversions are existing houses and flats to new houses and flats

Change of use are changes of use of any other buildings to houses and flats e.g. agricultural barns, offices, shops, former industrial buildings.

Completions by number of bedrooms (2002/03 - 2012/13) (gross)

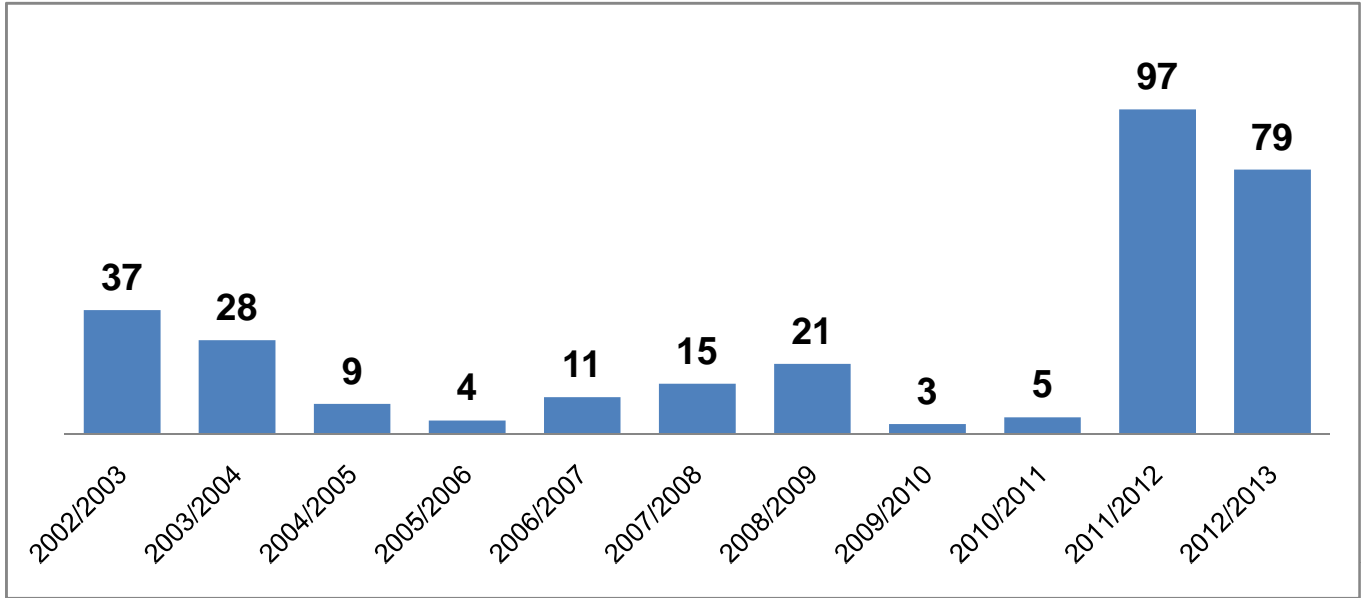
Not Known: Information not recorded.

Parish of: **Frampton Cotterell**

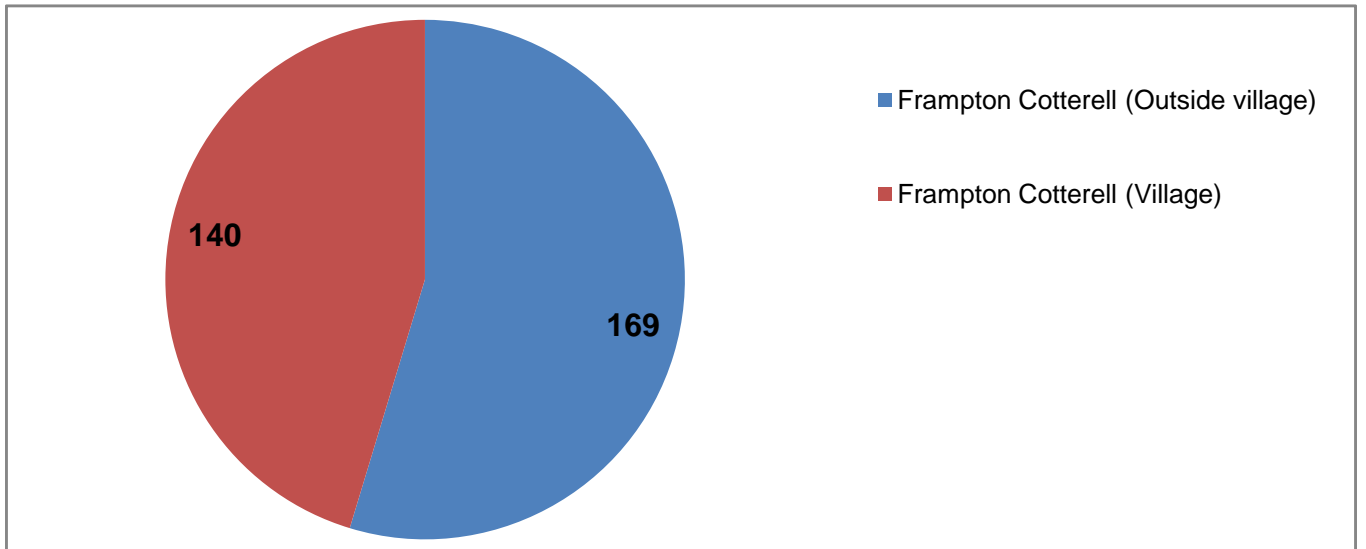
Total dwelling completions - 11 year period (2002/03 - 2012/13)

New homes built (gross):	309
Losses (through demolition or conversion):	13
Total new homes (net):	296

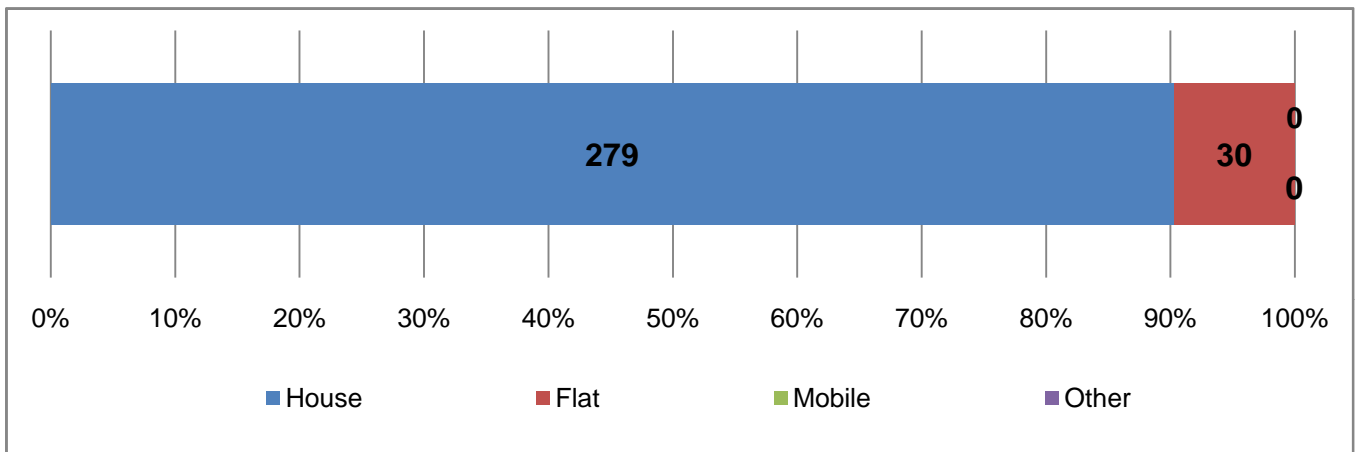
Annual dwelling completions - trend (2002/03 - 2012/13) (gross)



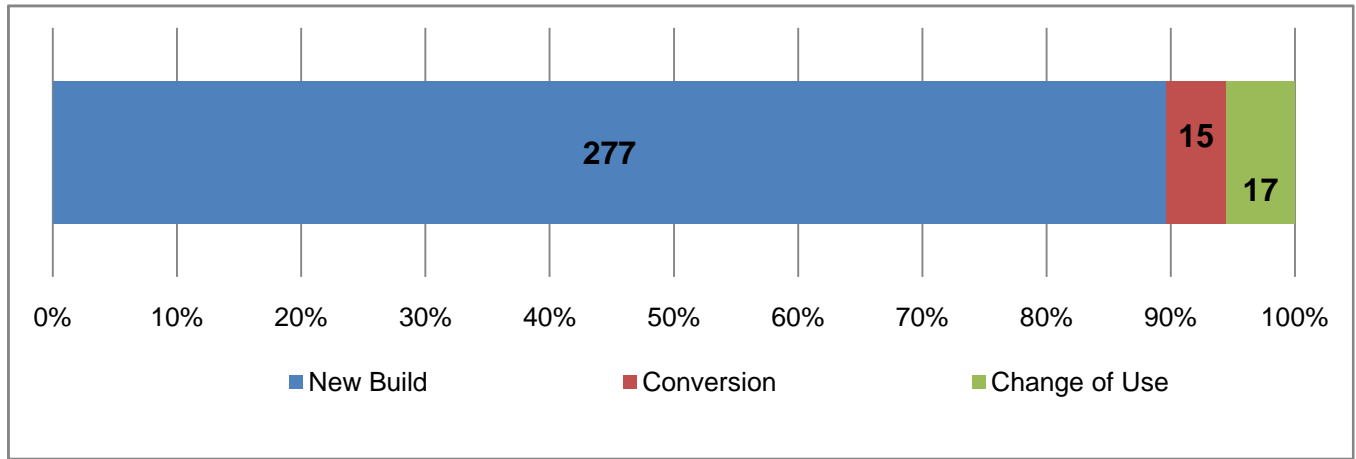
Dwelling completions - 11 year period (2002/03 - 2012/13) - by policy area (gross)



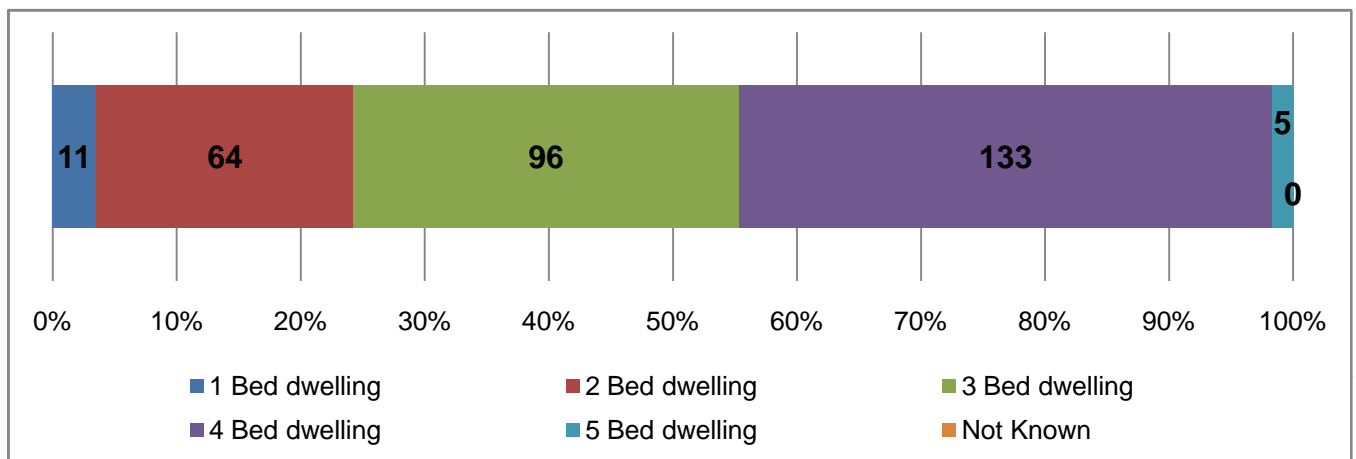
Number of dwelling completions by type (2002/03 - 2012/13) (gross)



Number of dwelling completions by source (2002/03 - 2012/13) (gross)



Number of dwelling completions by number of bedrooms (2002/03 - 2012/13) (gross)



Notes

Profiles produced by The Corporate Research Team, South Gloucestershire Council. September 2013
Data collated by Strategic Planning Policy & Specialist Advice Team.

Completions - 11 year period (2002/03 - 2012/13) - by policy area (gross)

Policy areas as defined by South Gloucestershire Local Plan 2006.

Completions by type (2002/03 - 2012/13) (gross)

Mobile: Includes caravans.

Other: Anything not falling into the other three categories and is predominantly accommodation for Gypsy / Traveller and Travelling Showpeople.

Completions by source (2002/03 - 2012/13) (gross)

Conversions are existing houses and flats to new houses and flats

Change of use are changes of use of any other buildings to houses and flats e.g. agricultural barns, offices, shops, former industrial buildings.

Completions by number of bedrooms (2002/03 - 2012/13) (gross)

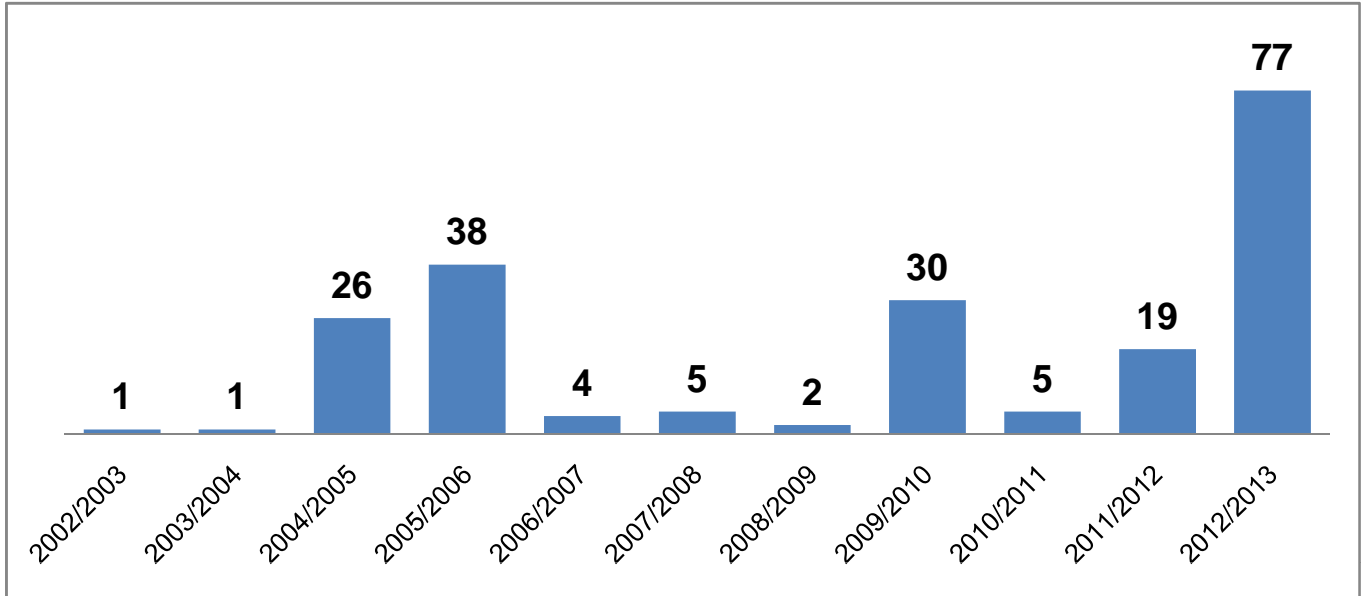
Not Known: Information not recorded.

Parish of: **Hanham Abbots**

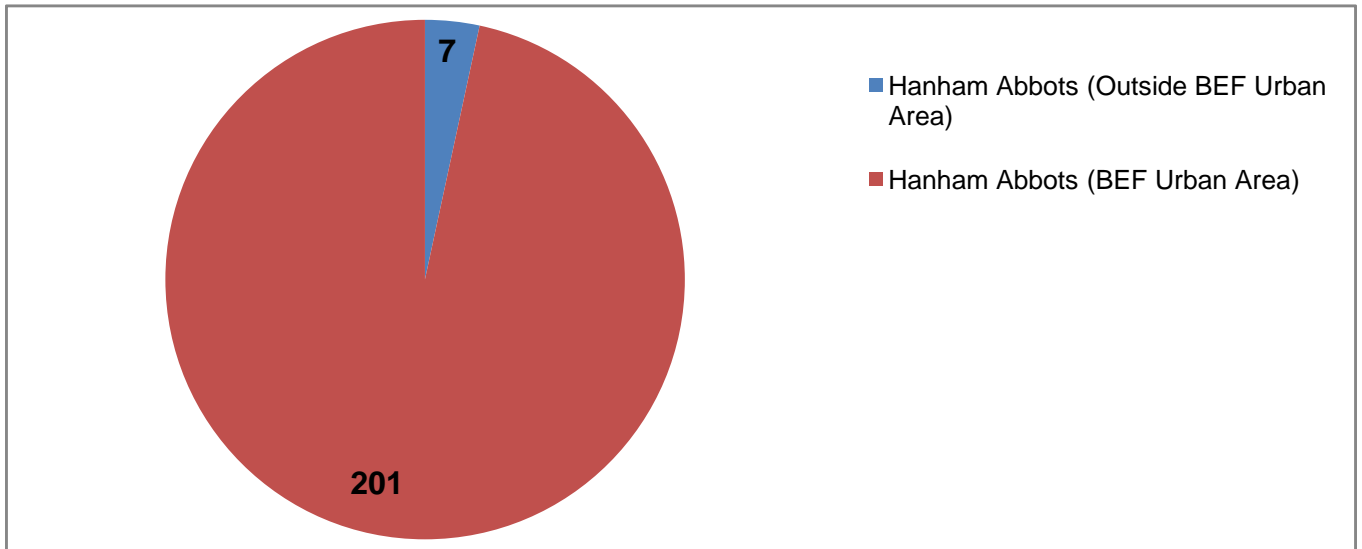
Total dwelling completions - 11 year period (2002/03 - 2012/13)

New homes built (gross):	208
Losses (through demolition or conversion):	7
Total new homes (net):	201

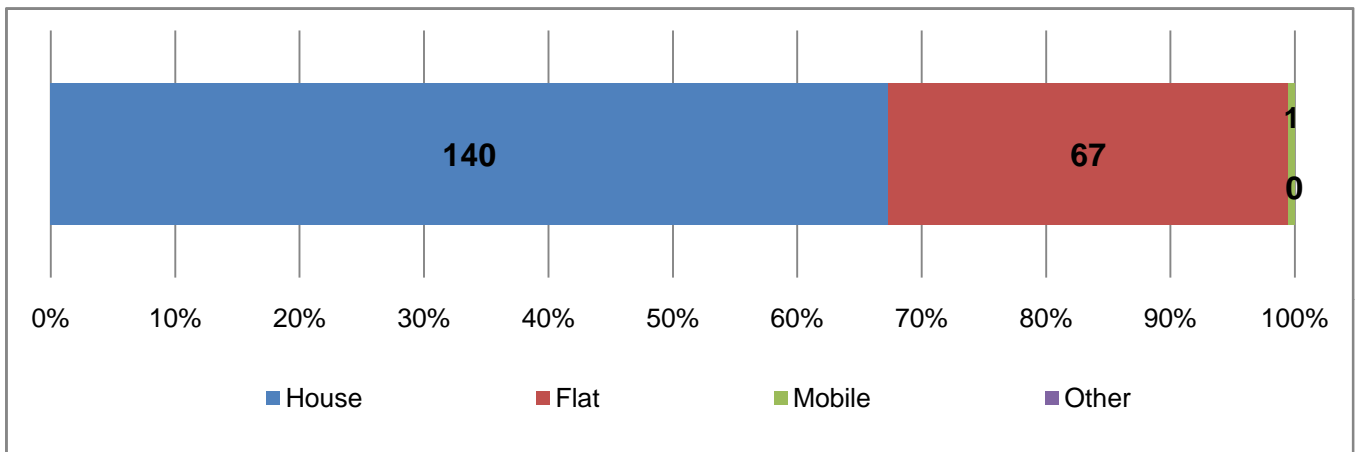
Annual dwelling completions - trend (2002/03 - 2012/13) (gross)



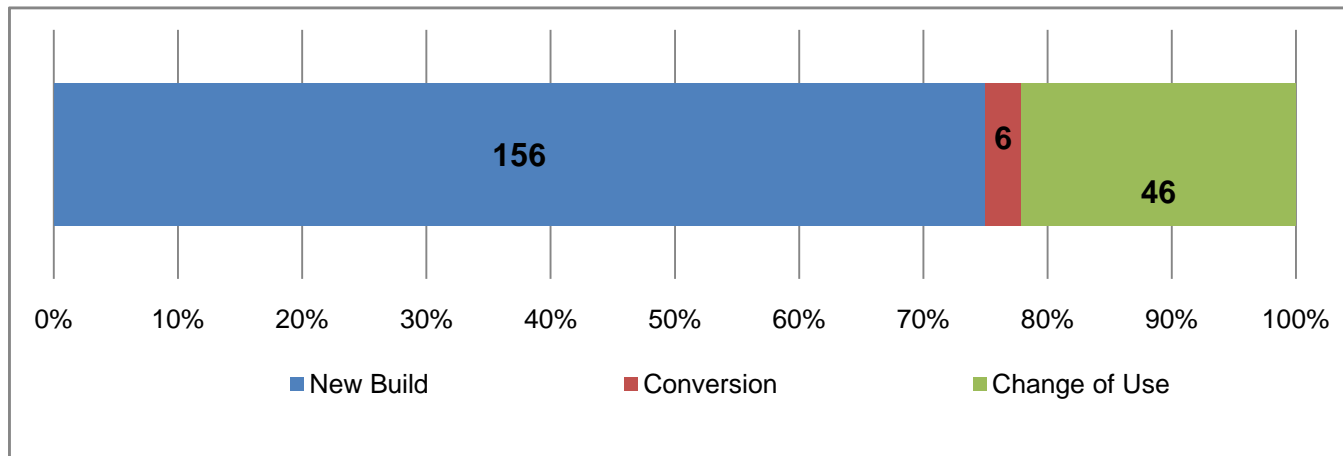
Dwelling completions - 11 year period (2002/03 - 2012/13) - by policy area (gross)



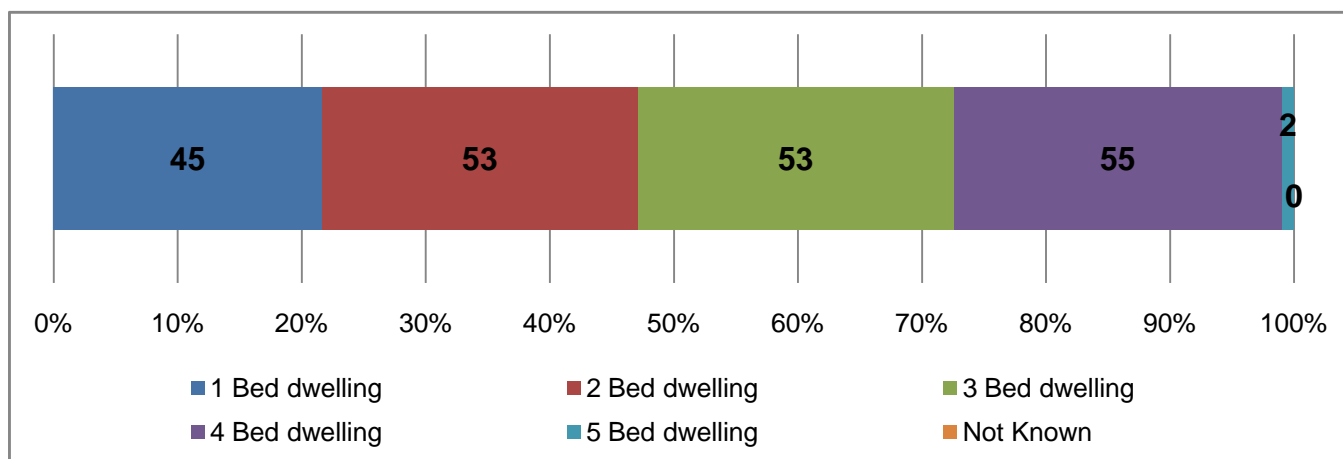
Number of dwelling completions by type (2002/03 - 2012/13) (gross)



Number of dwelling completions by source (2002/03 - 2012/13) (gross)



Number of dwelling completions by number of bedrooms (2002/03 - 2012/13) (gross)



Notes

Profiles produced by The Corporate Research Team, South Gloucestershire Council. September 2013
Data collated by Strategic Planning Policy & Specialist Advice Team.

Completions - 11 year period (2002/03 - 2012/13) - by policy area (gross)

Policy areas as defined by South Gloucestershire Local Plan 2006.

Completions by type (2002/03 - 2012/13) (gross)

Mobile: Includes caravans.

Other: Anything not falling into the other three categories and is predominantly accommodation for Gypsy / Traveller and Travelling Showpeople.

Completions by source (2002/03 - 2012/13) (gross)

Conversions are existing houses and flats to new houses and flats

Change of use are changes of use of any other buildings to houses and flats e.g. agricultural barns, offices, shops, former industrial buildings.

Completions by number of bedrooms (2002/03 - 2012/13) (gross)

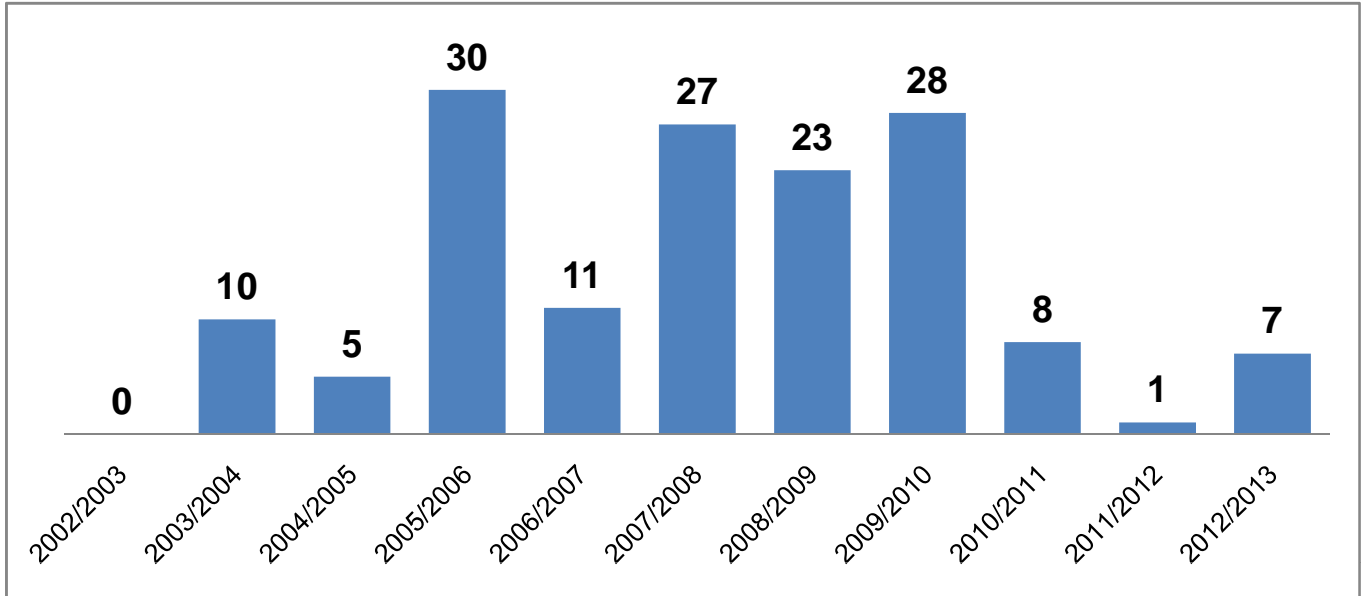
Not Known: Information not recorded.

Parish of: **Hanham**

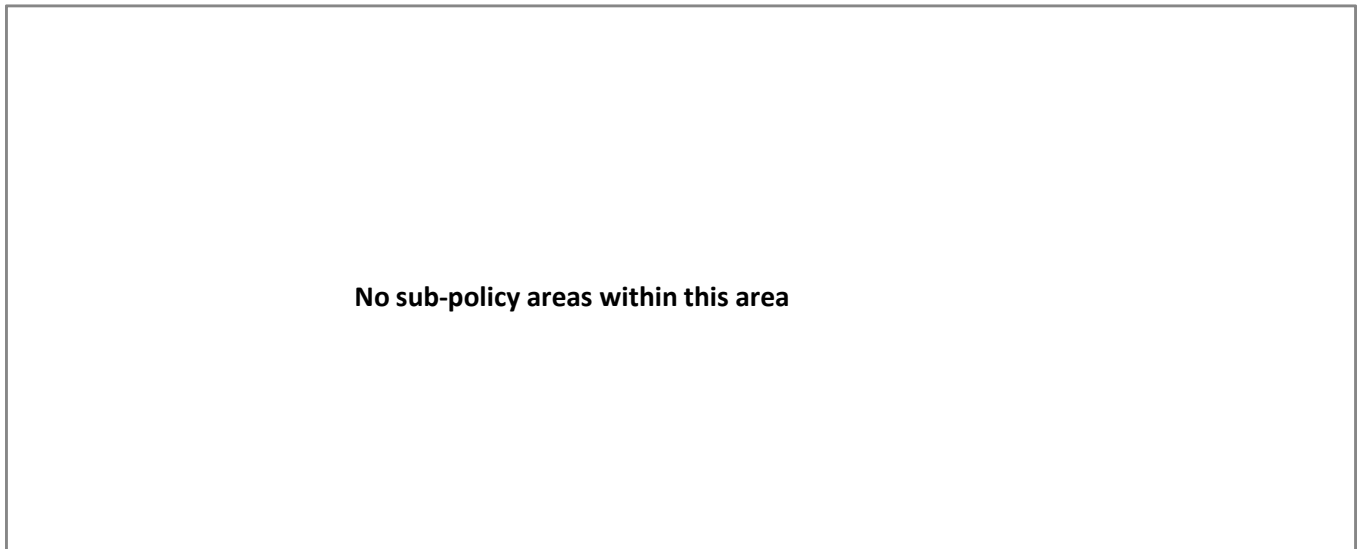
Total dwelling completions - 11 year period (2002/03 - 2012/13)

New homes built (gross):	150
Losses (through demolition or conversion):	22
Total new homes (net):	128

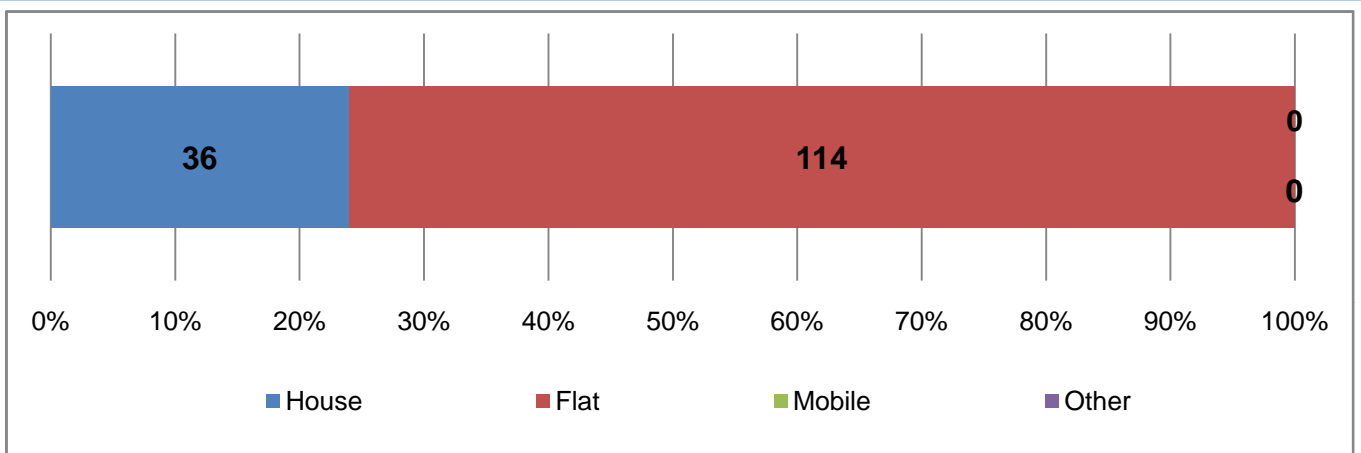
Annual dwelling completions - trend (2002/03 - 2012/13) (gross)



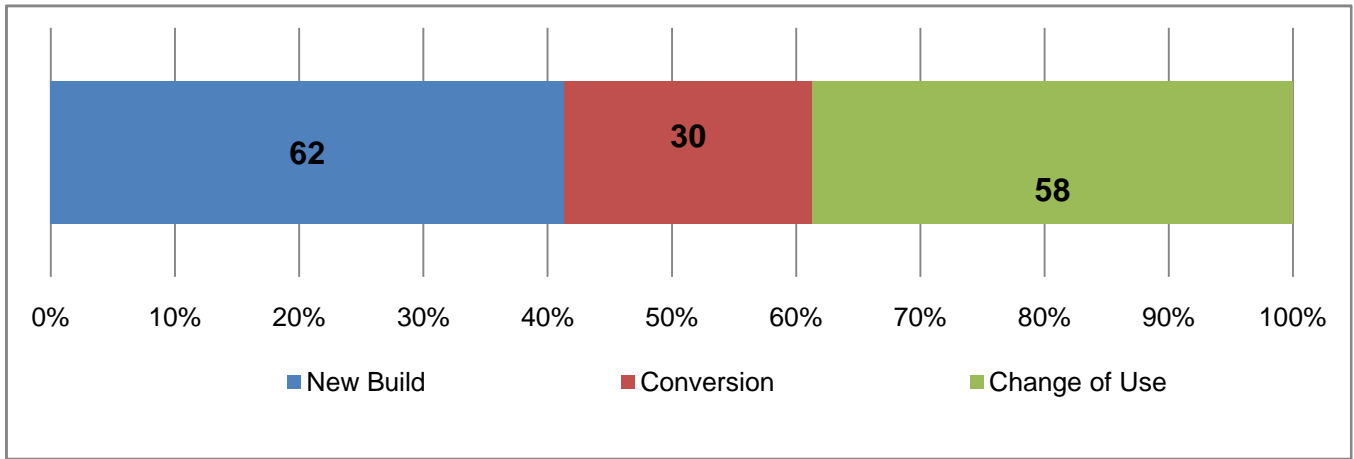
Dwelling completions - 11 year period (2002/03 - 2012/13) - by policy area (gross)



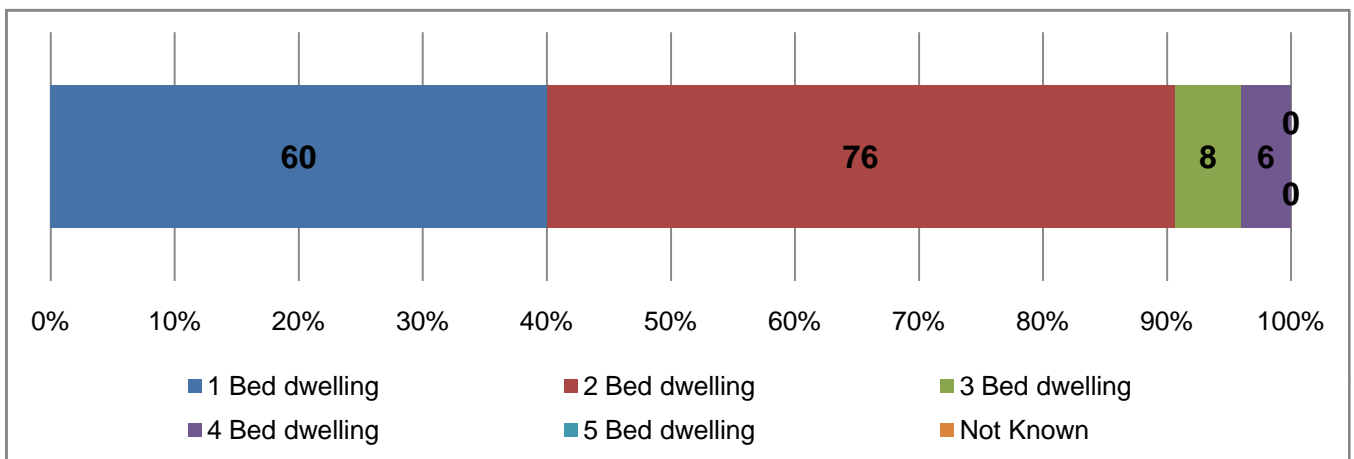
Number of dwelling completions by type (2002/03 - 2012/13) (gross)



Number of dwelling completions by source (2002/03 - 2012/13) (gross)



Number of dwelling completions by number of bedrooms (2002/03 - 2012/13) (gross)



Notes

Profiles produced by The Corporate Research Team, South Gloucestershire Council. September 2013
Data collated by Strategic Planning Policy & Specialist Advice Team.

Completions - 11 year period (2002/03 - 2012/13) - by policy area (gross)

Policy areas as defined by South Gloucestershire Local Plan 2006.

Completions by type (2002/03 - 2012/13) (gross)

Mobile: Includes caravans.

Other: Anything not falling into the other three categories and is predominantly accommodation for Gypsy / Traveller and Travelling Showpeople.

Completions by source (2002/03 - 2012/13) (gross)

Conversions are existing houses and flats to new houses and flats

Change of use are changes of use of any other buildings to houses and flats e.g. agricultural barns, offices, shops, former industrial buildings.

Completions by number of bedrooms (2002/03 - 2012/13) (gross)

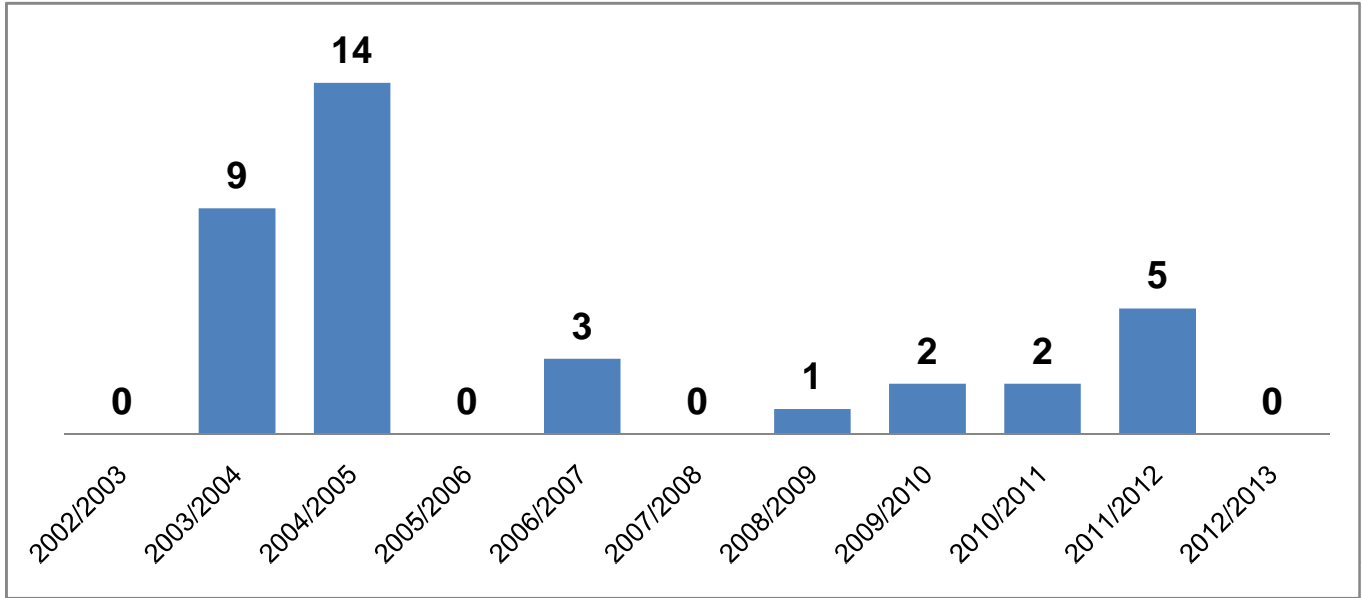
Not Known: Information not recorded.

Parish of: **Hawkesbury Upton**

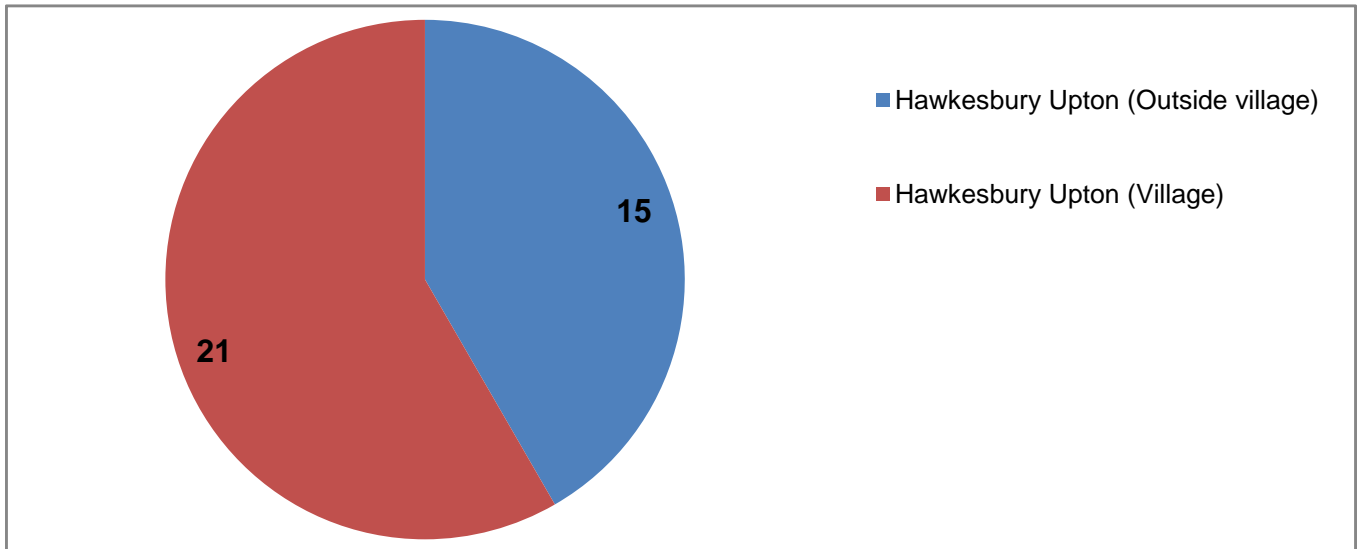
Total dwelling completions - 11 year period (2002/03 - 2012/13)

New homes built (gross):	36
Losses (through demolition or conversion):	6
Total new homes (net):	30

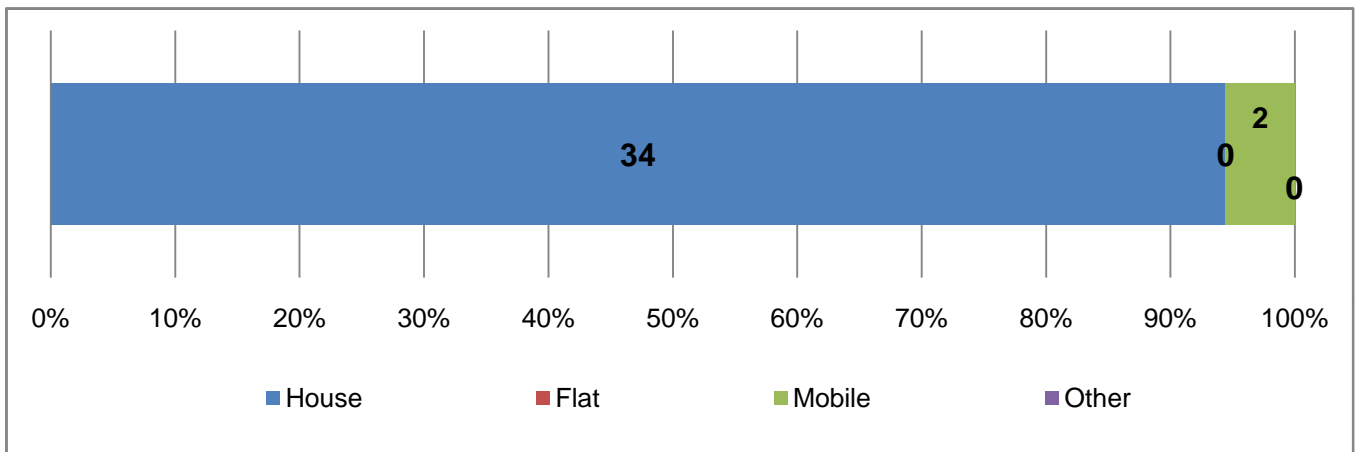
Annual dwelling completions - trend (2002/03 - 2012/13) (gross)



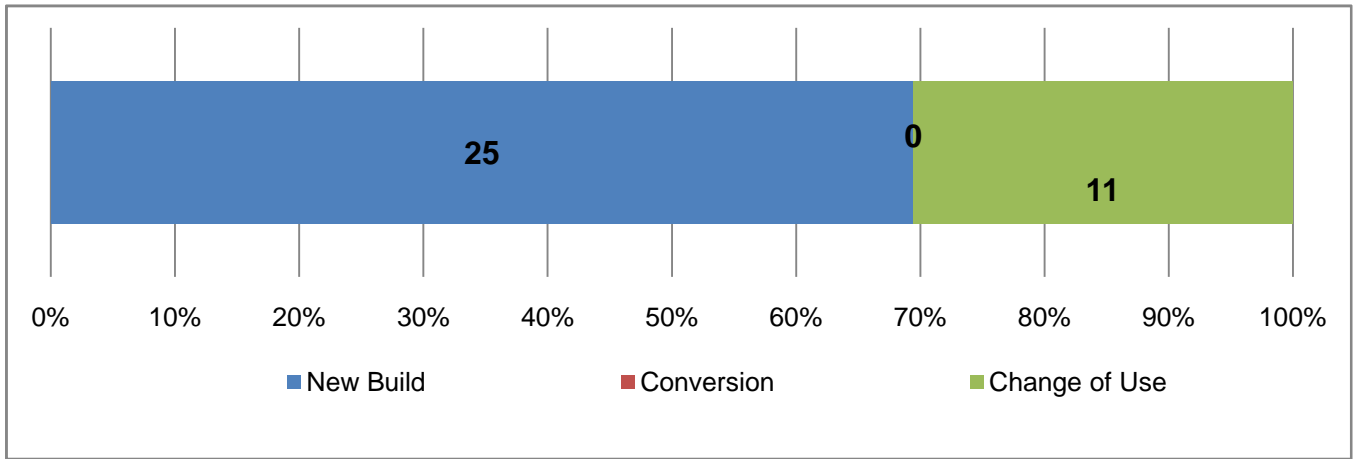
Dwelling completions - 11 year period (2002/03 - 2012/13) - by policy area (gross)



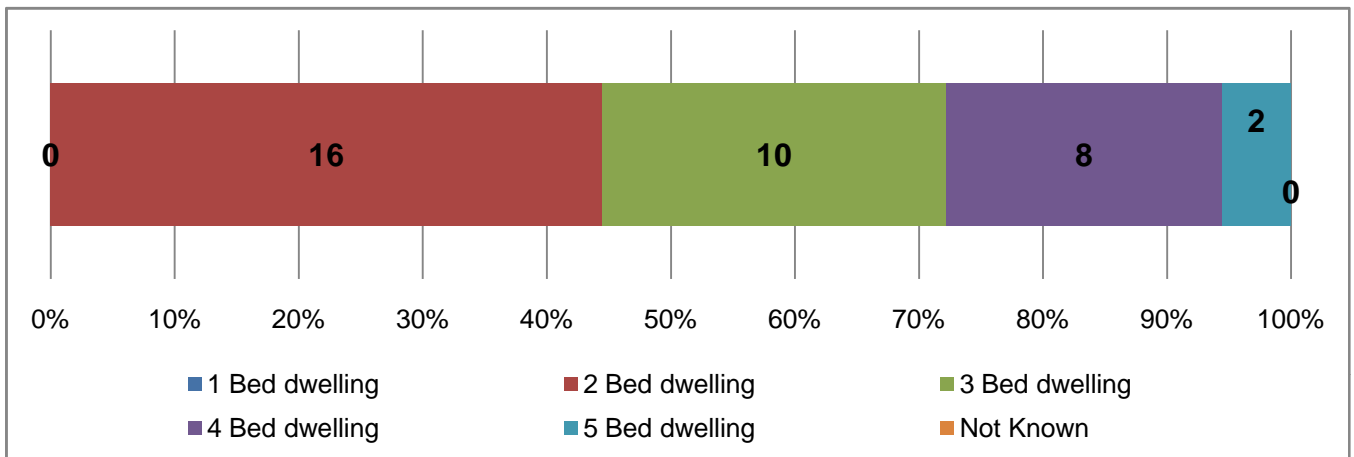
Number of dwelling completions by type (2002/03 - 2012/13) (gross)



Number of dwelling completions by source (2002/03 - 2012/13) (gross)



Number of dwelling completions by number of bedrooms (2002/03 - 2012/13) (gross)



Notes

Profiles produced by The Corporate Research Team, South Gloucestershire Council. September 2013
Data collated by Strategic Planning Policy & Specialist Advice Team.

Completions - 11 year period (2002/03 - 2012/13) - by policy area (gross)

Policy areas as defined by South Gloucestershire Local Plan 2006.

Completions by type (2002/03 - 2012/13) (gross)

Mobile: Includes caravans.

Other: Anything not falling into the other three categories and is predominantly accommodation for Gypsy / Traveller and Travelling Showpeople.

Completions by source (2002/03 - 2012/13) (gross)

Conversions are existing houses and flats to new houses and flats

Change of use are changes of use of any other buildings to houses and flats e.g. agricultural barns, offices, shops, former industrial buildings.

Completions by number of bedrooms (2002/03 - 2012/13) (gross)

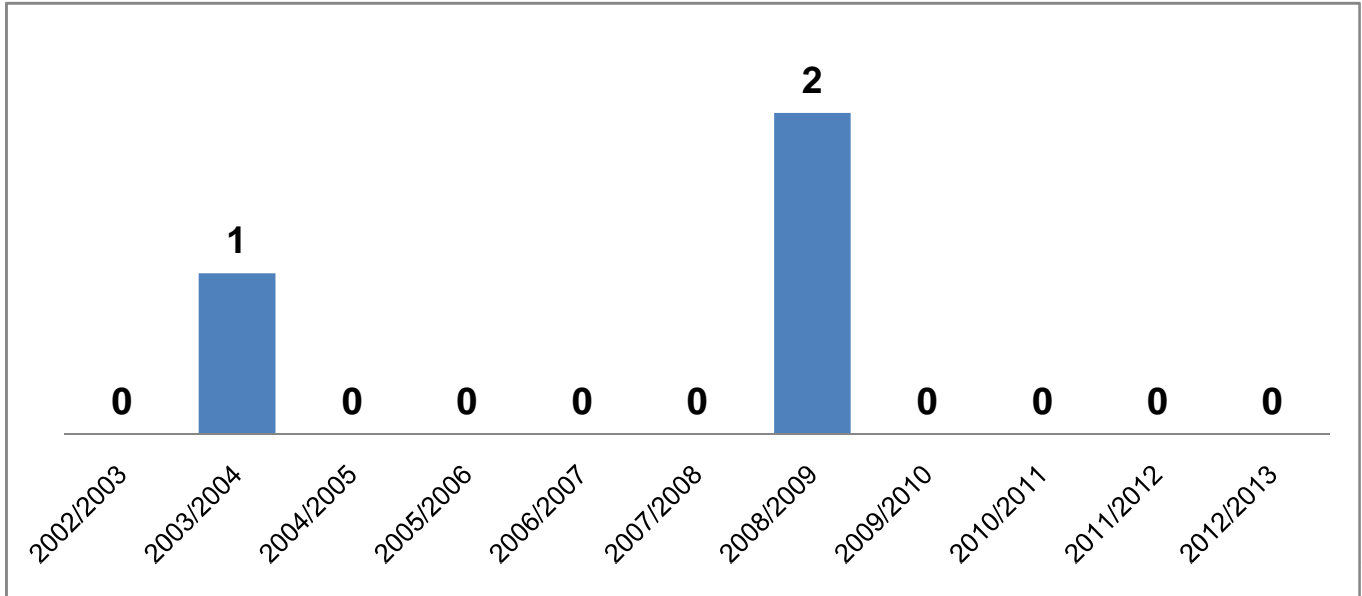
Not Known: Information not recorded.

Parish of: **Hill**


Total dwelling completions - 11 year period (2002/03 - 2012/13)

New homes built (gross):	3
Losses (through demolition or conversion):	0
Total new homes (net):	3

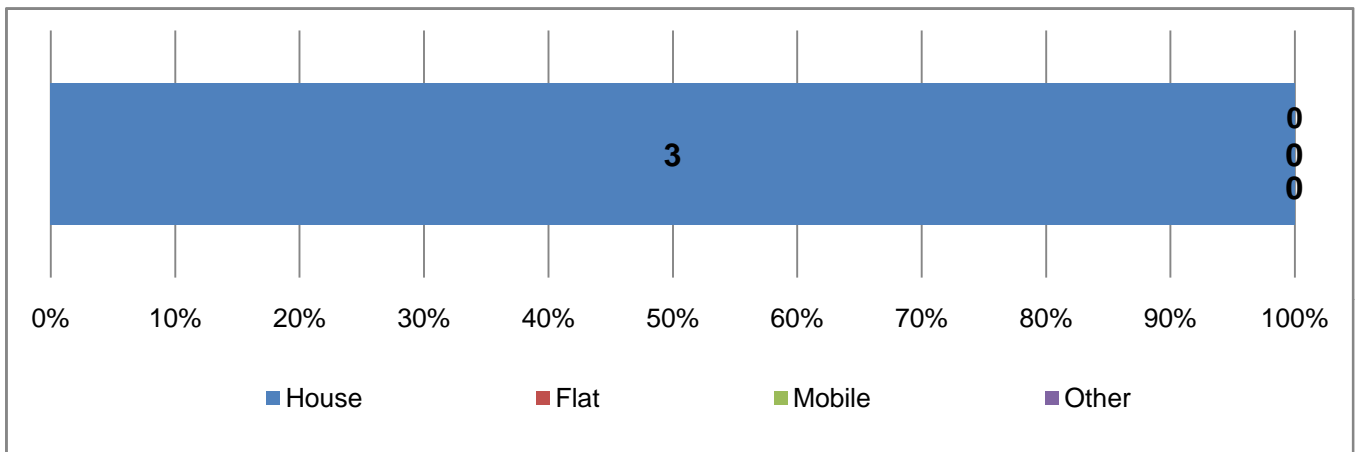
Annual dwelling completions - trend (2002/03 - 2012/13) (gross)



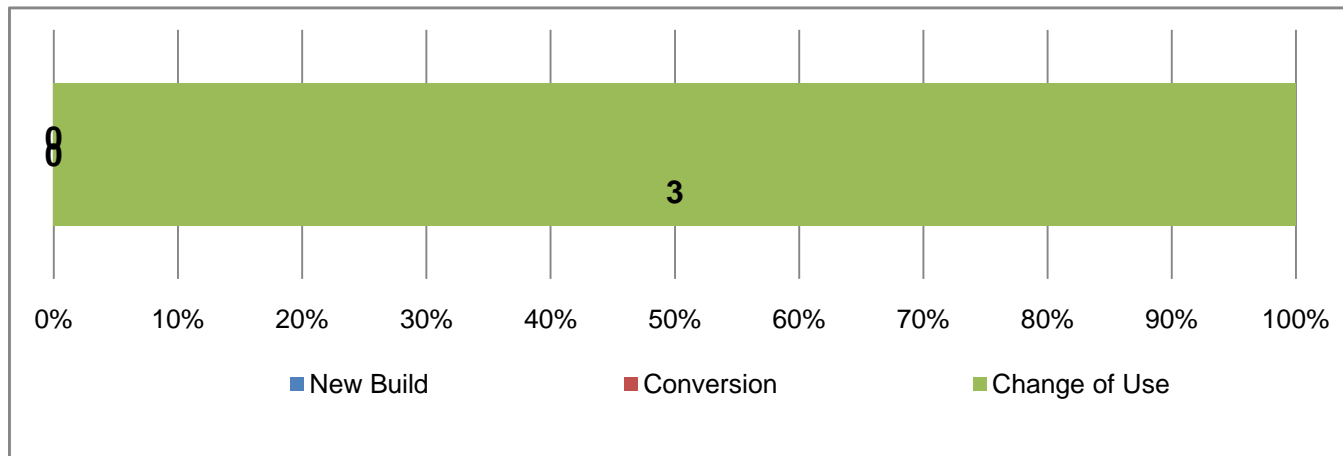
Dwelling completions - 11 year period (2002/03 - 2012/13) - by policy area (gross)



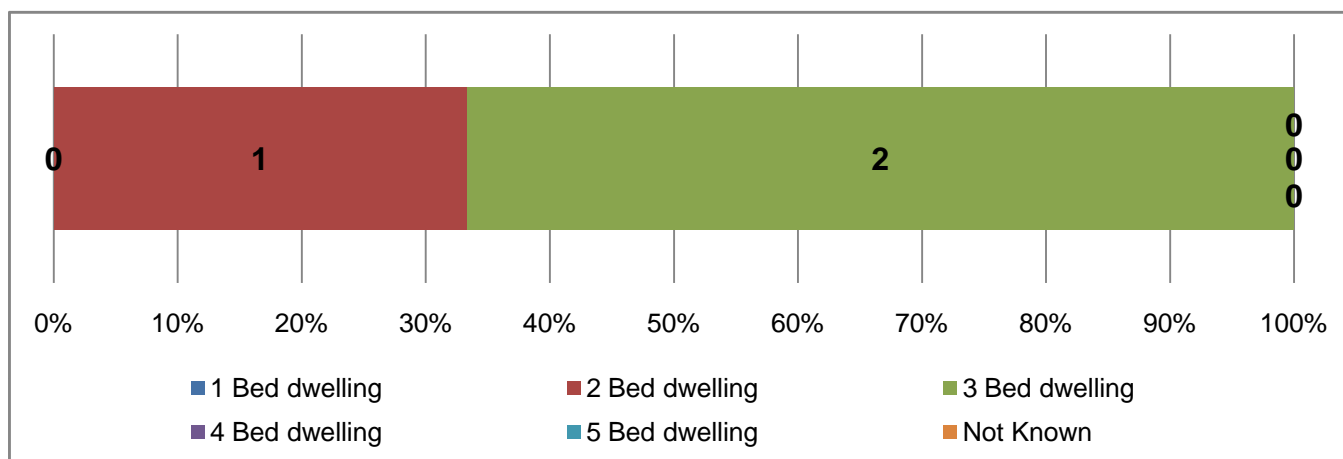
Number of dwelling completions by type (2002/03 - 2012/13) (gross)



Number of dwelling completions by source (2002/03 - 2012/13) (gross)



Number of dwelling completions by number of bedrooms (2002/03 - 2012/13) (gross)



Notes

Profiles produced by The Corporate Research Team, South Gloucestershire Council. September 2013
Data collated by Strategic Planning Policy & Specialist Advice Team.

Completions - 11 year period (2002/03 - 2012/13) - by policy area (gross)

Policy areas as defined by South Gloucestershire Local Plan 2006.

Completions by type (2002/03 - 2012/13) (gross)

Mobile: Includes caravans.

Other: Anything not falling into the other three categories and is predominantly accommodation for Gypsy / Traveller and Travelling Showpeople.

Completions by source (2002/03 - 2012/13) (gross)

Conversions are existing houses and flats to new houses and flats

Change of use are changes of use of any other buildings to houses and flats e.g. agricultural barns, offices, shops, former industrial buildings.

Completions by number of bedrooms (2002/03 - 2012/13) (gross)

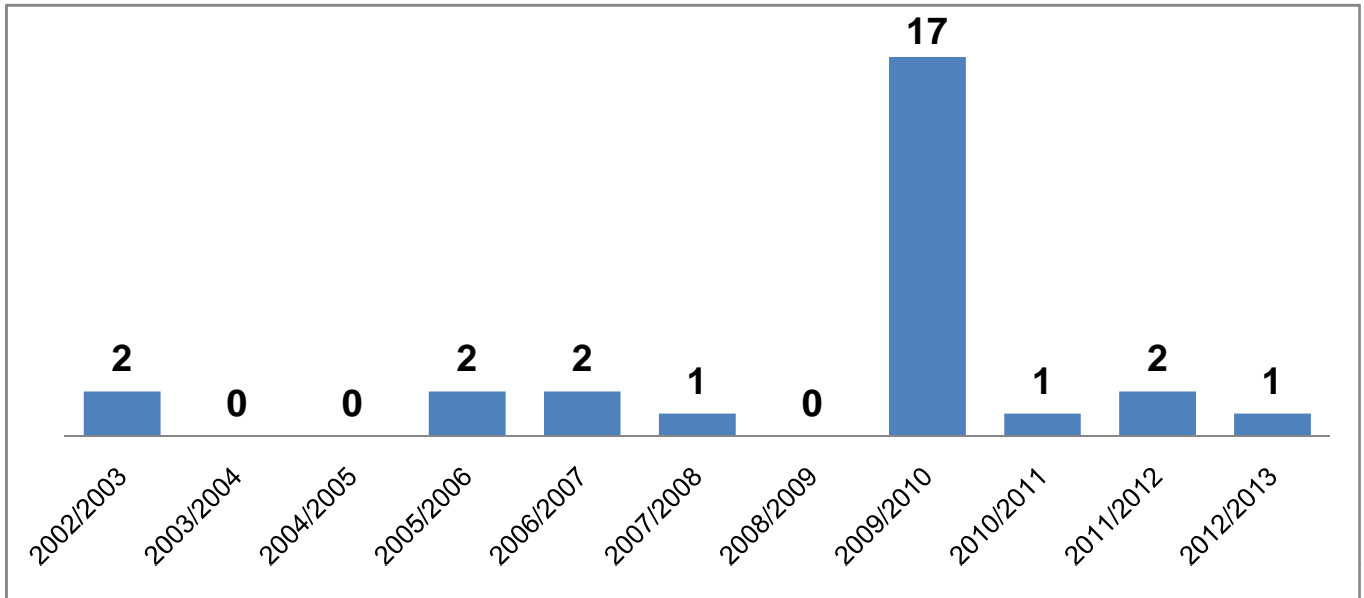
Not Known: Information not recorded.

Parish of: **Horton**

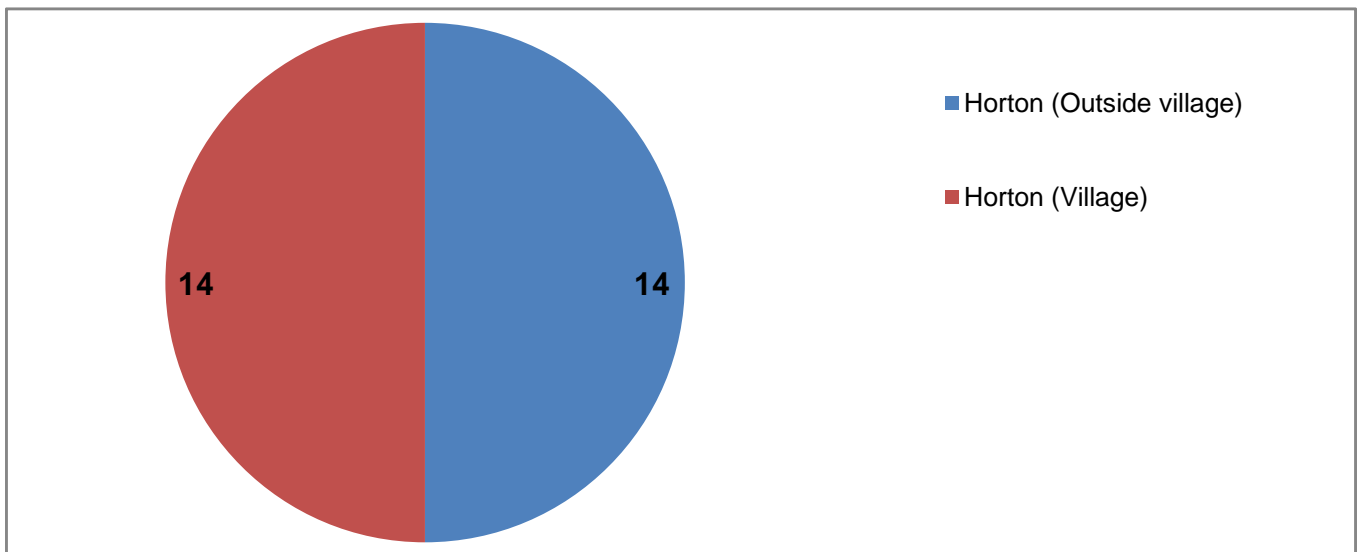
Total dwelling completions - 11 year period (2002/03 - 2012/13)

New homes built (gross):	28
Losses (through demolition or conversion):	2
Total new homes (net):	26

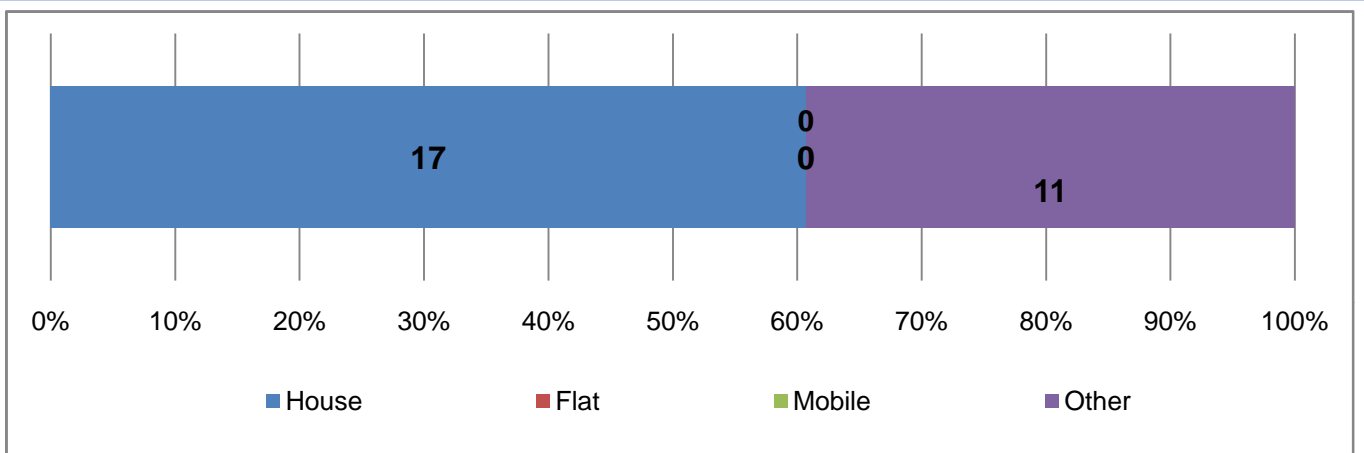
Annual dwelling completions - trend (2002/03 - 2012/13) (gross)



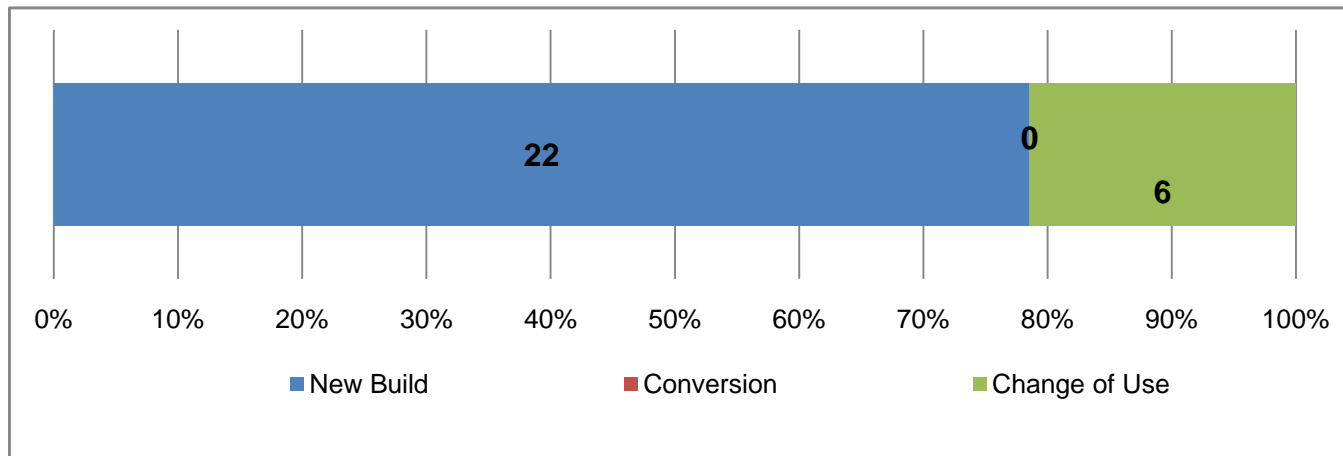
Dwelling completions - 11 year period (2002/03 - 2012/13) - by policy area (gross)



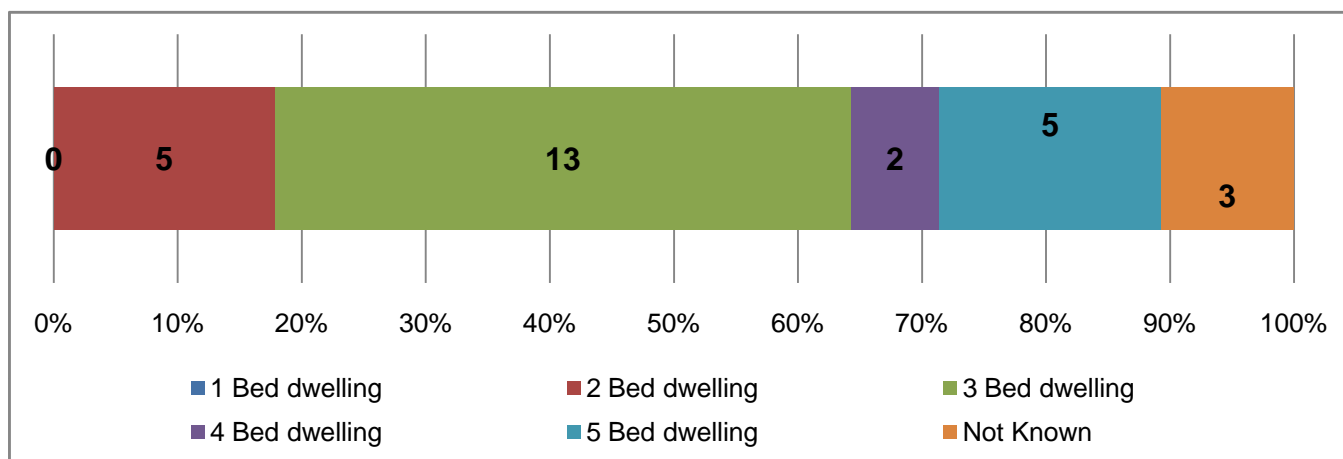
Number of dwelling completions by type (2002/03 - 2012/13) (gross)



Number of dwelling completions by source (2002/03 - 2012/13) (gross)



Number of dwelling completions by number of bedrooms (2002/03 - 2012/13) (gross)



Notes

Profiles produced by The Corporate Research Team, South Gloucestershire Council. September 2013
Data collated by Strategic Planning Policy & Specialist Advice Team.

Completions - 11 year period (2002/03 - 2012/13) - by policy area (gross)

Policy areas as defined by South Gloucestershire Local Plan 2006.

Completions by type (2002/03 - 2012/13) (gross)

Mobile: Includes caravans.

Other: Anything not falling into the other three categories and is predominantly accommodation for Gypsy / Traveller and Travelling Showpeople.

Completions by source (2002/03 - 2012/13) (gross)

Conversions are existing houses and flats to new houses and flats

Change of use are changes of use of any other buildings to houses and flats e.g. agricultural barns, offices, shops, former industrial buildings.

Completions by number of bedrooms (2002/03 - 2012/13) (gross)

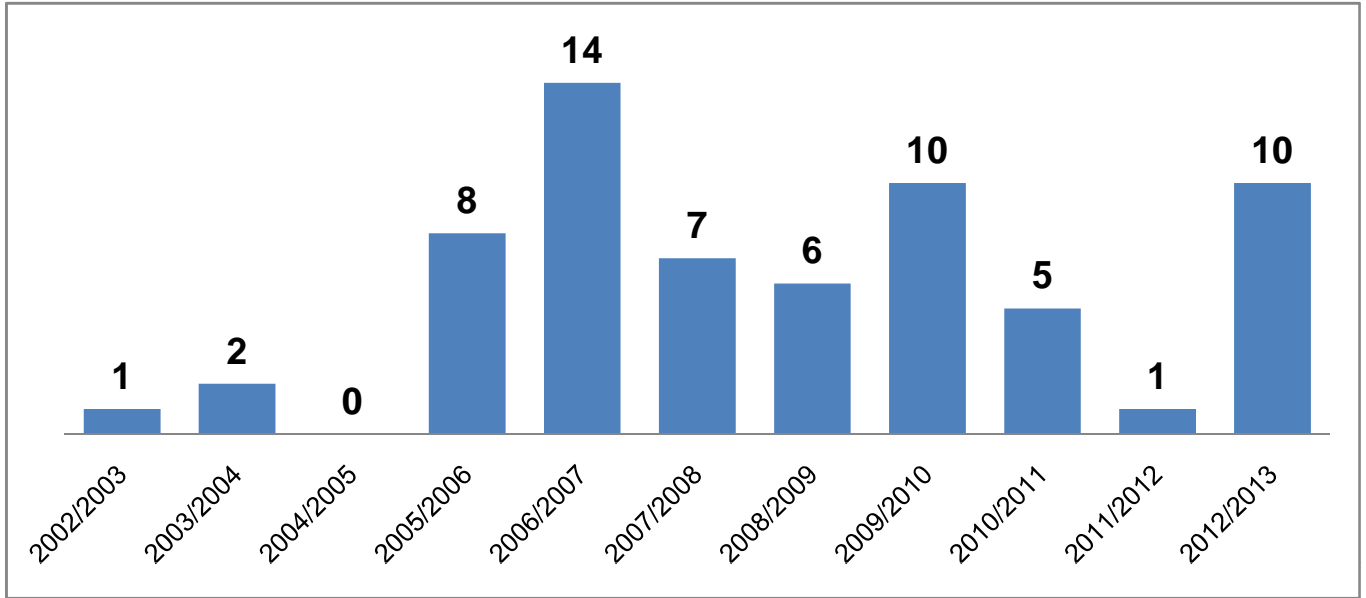
Not Known: Information not recorded.

Parish of: **Iron Acton**

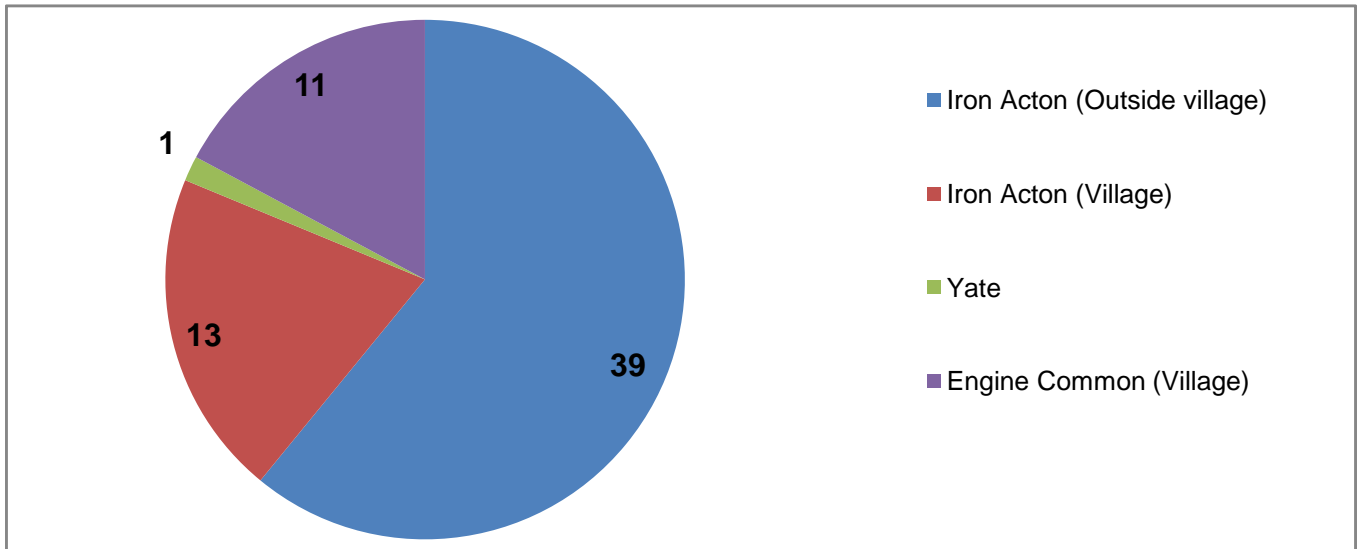
Total dwelling completions - 11 year period (2002/03 - 2012/13)

New homes built (gross):	64
Losses (through demolition or conversion):	12
Total new homes (net):	52

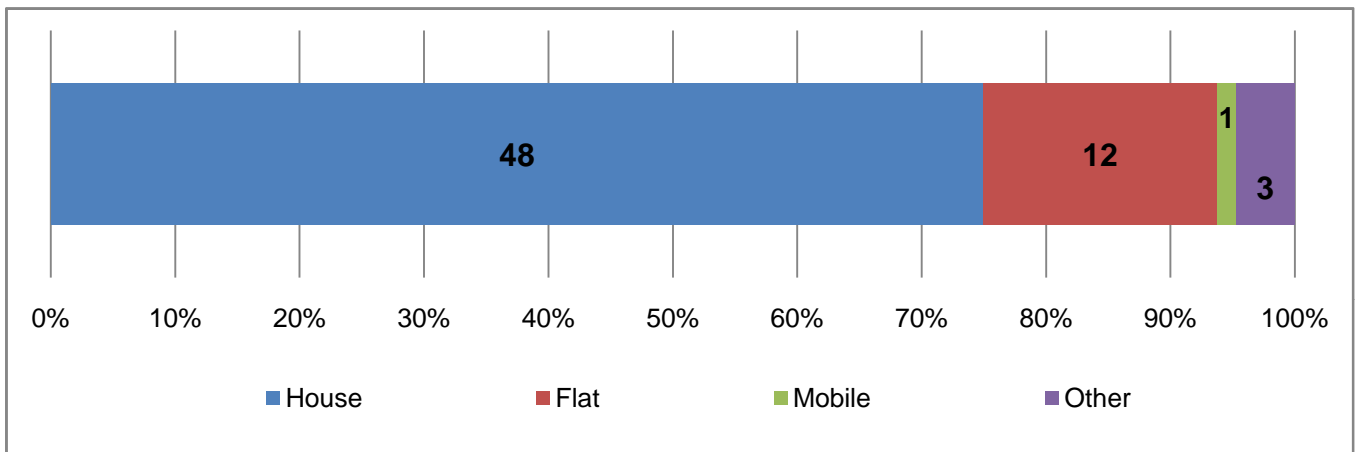
Annual dwelling completions - trend (2002/03 - 2012/13) (gross)



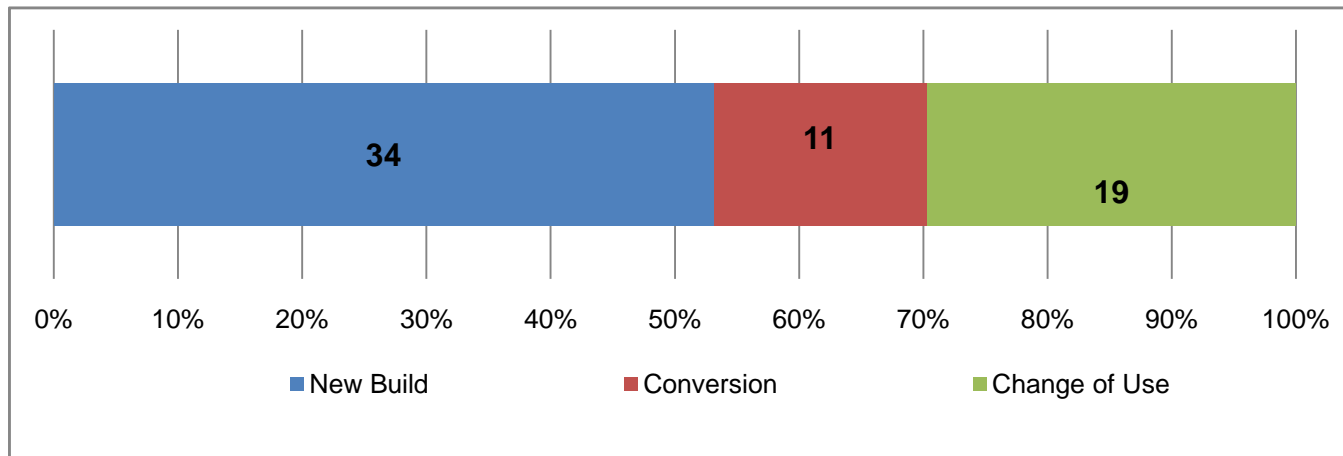
Dwelling completions - 11 year period (2002/03 - 2012/13) - by policy area (gross)



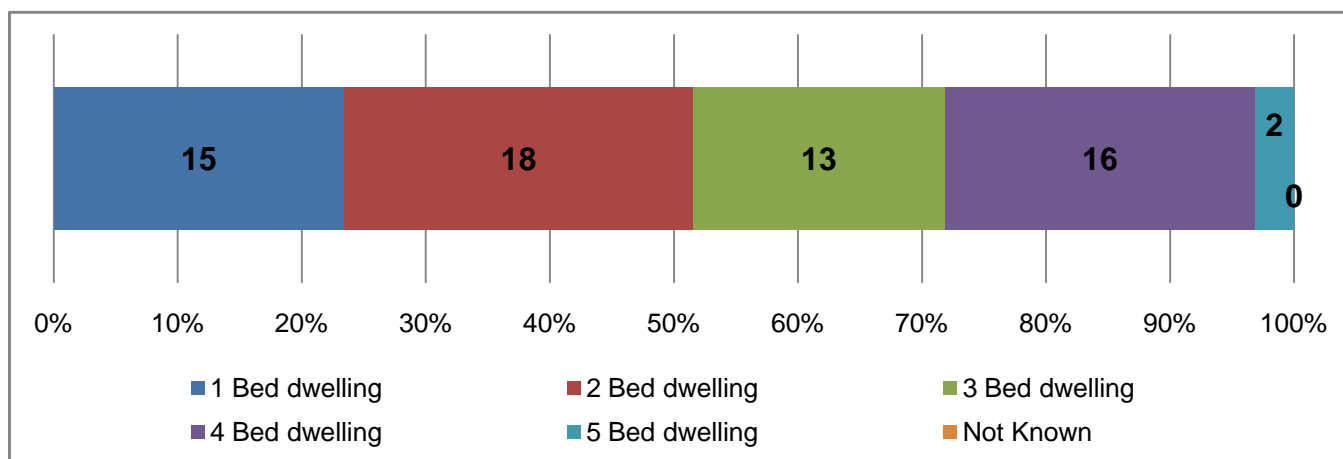
Number of dwelling completions by type (2002/03 - 2012/13) (gross)



Number of dwelling completions by source (2002/03 - 2012/13) (gross)



Number of dwelling completions by number of bedrooms (2002/03 - 2012/13) (gross)



Notes

Profiles produced by The Corporate Research Team, South Gloucestershire Council. September 2013
Data collated by Strategic Planning Policy & Specialist Advice Team.

Completions - 11 year period (2002/03 - 2012/13) - by policy area (gross)

Policy areas as defined by South Gloucestershire Local Plan 2006.

Completions by type (2002/03 - 2012/13) (gross)

Mobile: Includes caravans.

Other: Anything not falling into the other three categories and is predominantly accommodation for Gypsy / Traveller and Travelling Showpeople.

Completions by source (2002/03 - 2012/13) (gross)

Conversions are existing houses and flats to new houses and flats

Change of use are changes of use of any other buildings to houses and flats e.g. agricultural barns, offices, shops, former industrial buildings.

Completions by number of bedrooms (2002/03 - 2012/13) (gross)

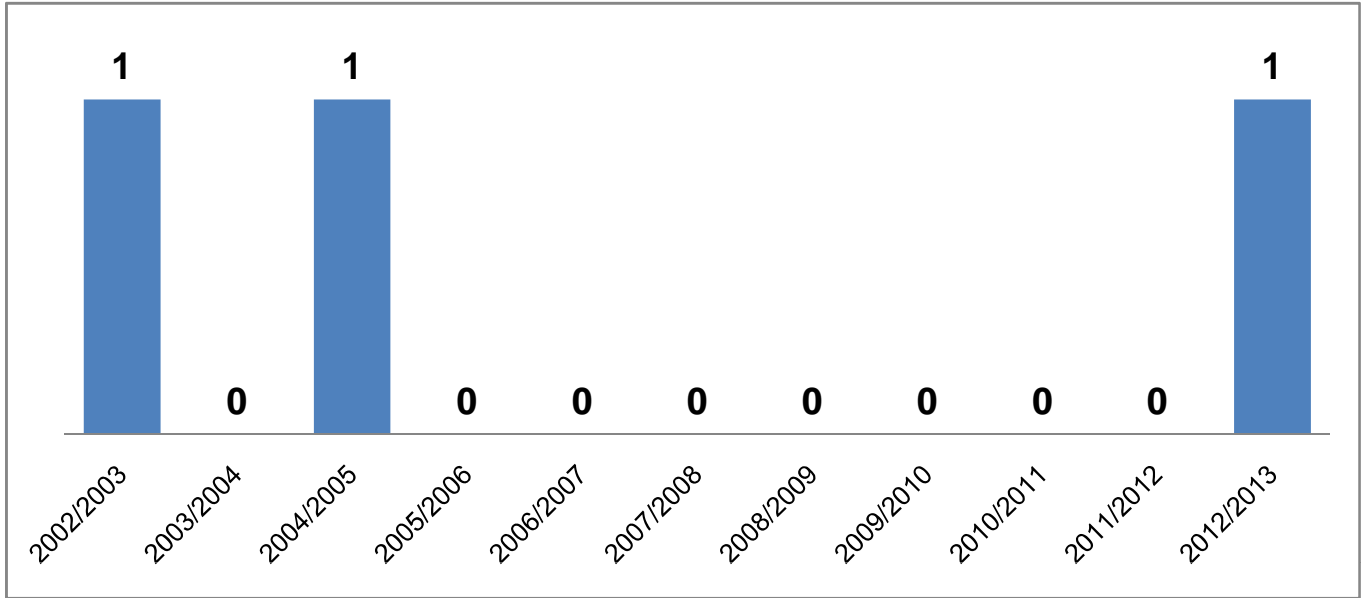
Not Known: Information not recorded.

Parish of: **Little Sodbury**

Total dwelling completions - 11 year period (2002/03 - 2012/13)

New homes built (gross):	3
Losses (through demolition or conversion):	1
Total new homes (net):	2

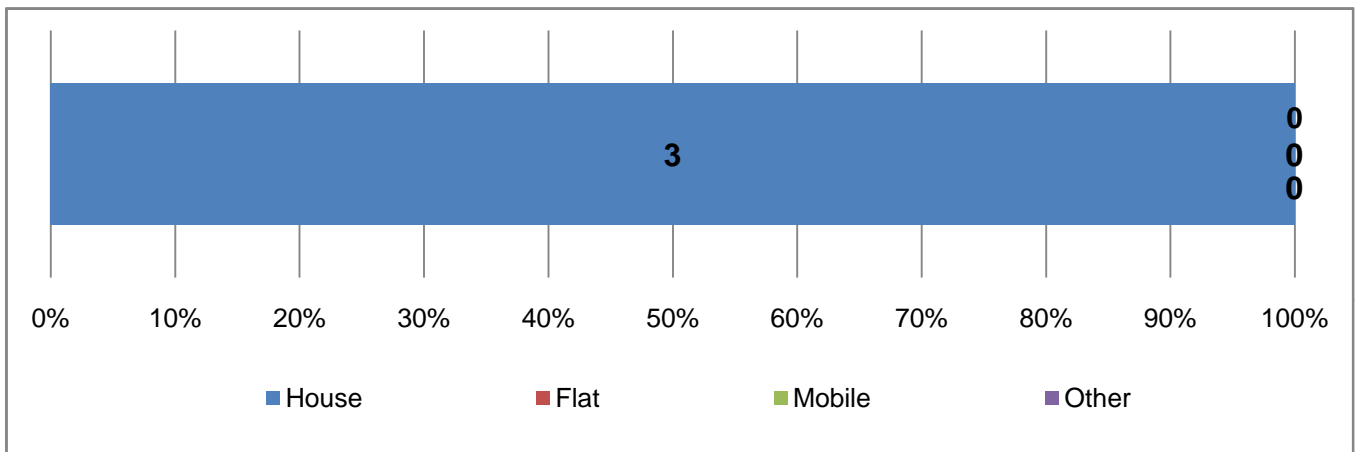
Annual dwelling completions - trend (2002/03 - 2012/13) (gross)



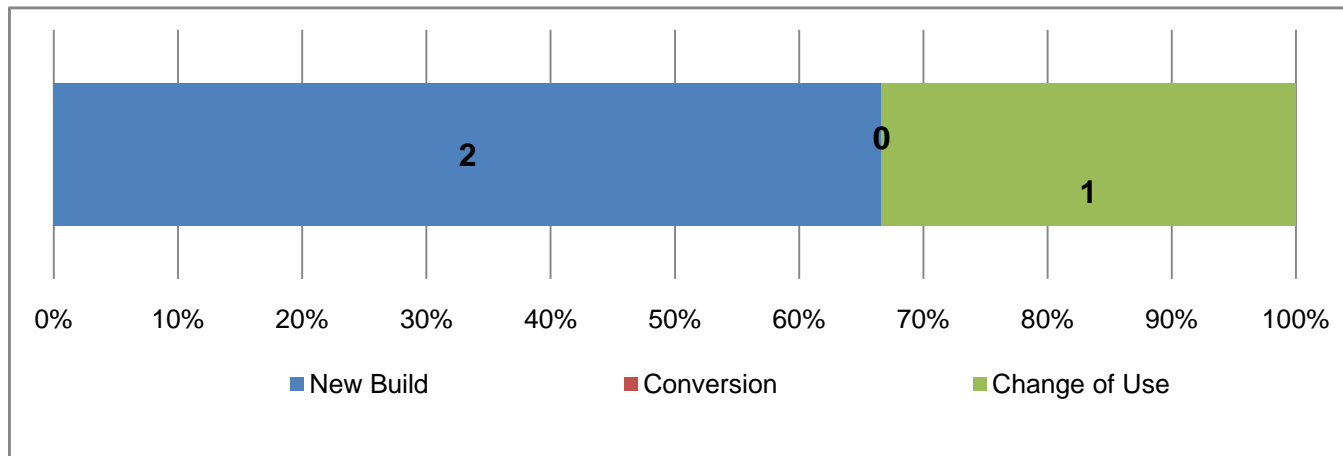
Dwelling completions - 11 year period (2002/03 - 2012/13) - by policy area (gross)



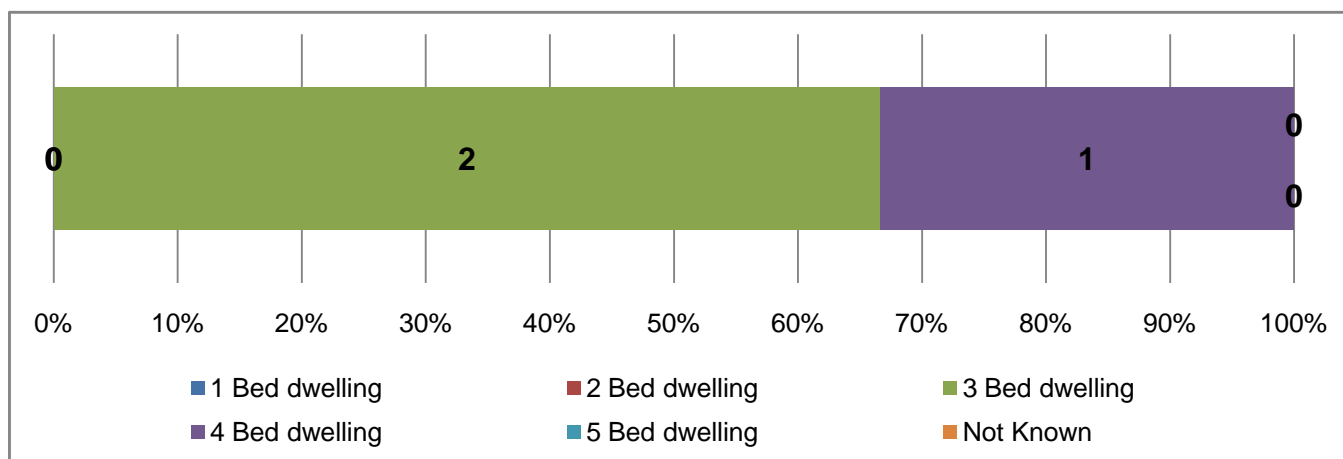
Number of dwelling completions by type (2002/03 - 2012/13) (gross)



Number of dwelling completions by source (2002/03 - 2012/13) (gross)



Number of dwelling completions by number of bedrooms (2002/03 - 2012/13) (gross)



Notes

Profiles produced by The Corporate Research Team, South Gloucestershire Council. September 2013
Data collated by Strategic Planning Policy & Specialist Advice Team.

Completions - 11 year period (2002/03 - 2012/13) - by policy area (gross)

Policy areas as defined by South Gloucestershire Local Plan 2006.

Completions by type (2002/03 - 2012/13) (gross)

Mobile: Includes caravans.

Other: Anything not falling into the other three categories and is predominantly accommodation for Gypsy / Traveller and Travelling Showpeople.

Completions by source (2002/03 - 2012/13) (gross)

Conversions are existing houses and flats to new houses and flats

Change of use are changes of use of any other buildings to houses and flats e.g. agricultural barns, offices, shops, former industrial buildings.

Completions by number of bedrooms (2002/03 - 2012/13) (gross)

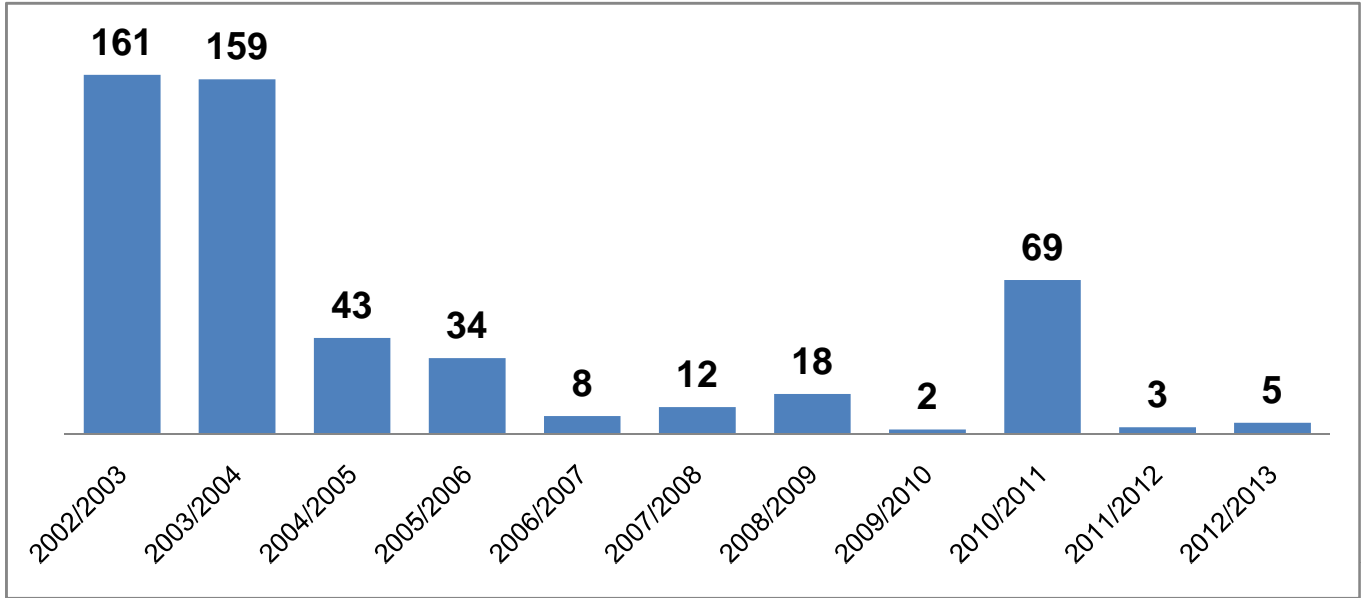
Not Known: Information not recorded.

Parish of: **Mangotsfield Rural**

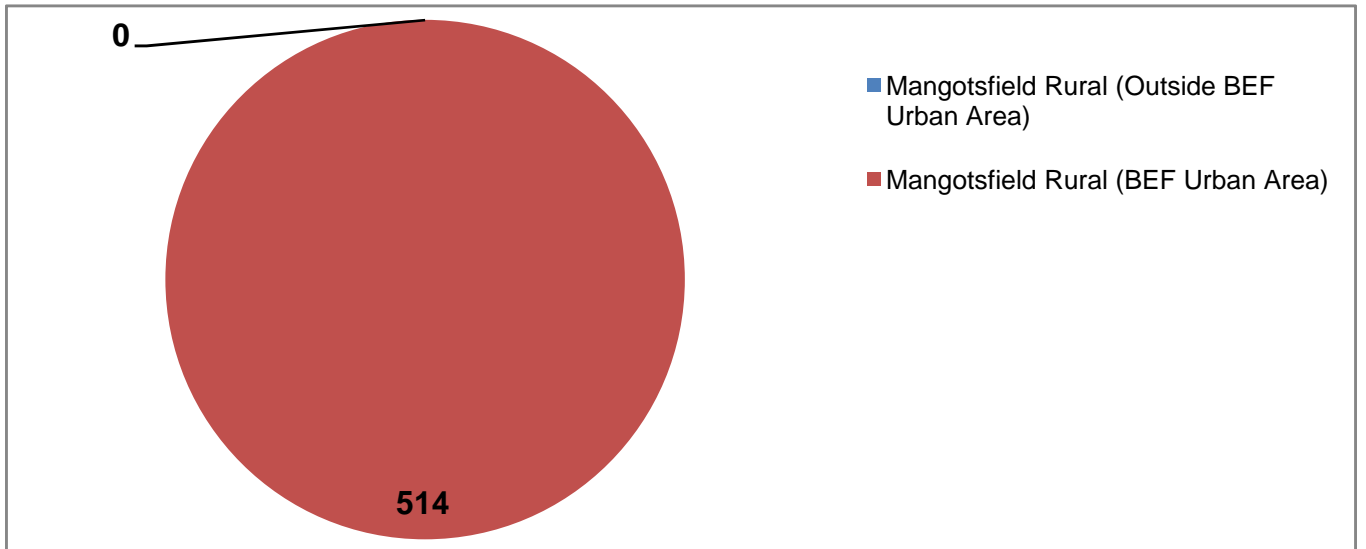
Total dwelling completions - 11 year period (2002/03 - 2012/13)

New homes built (gross):	514
Losses (through demolition or conversion):	19
Total new homes (net):	495

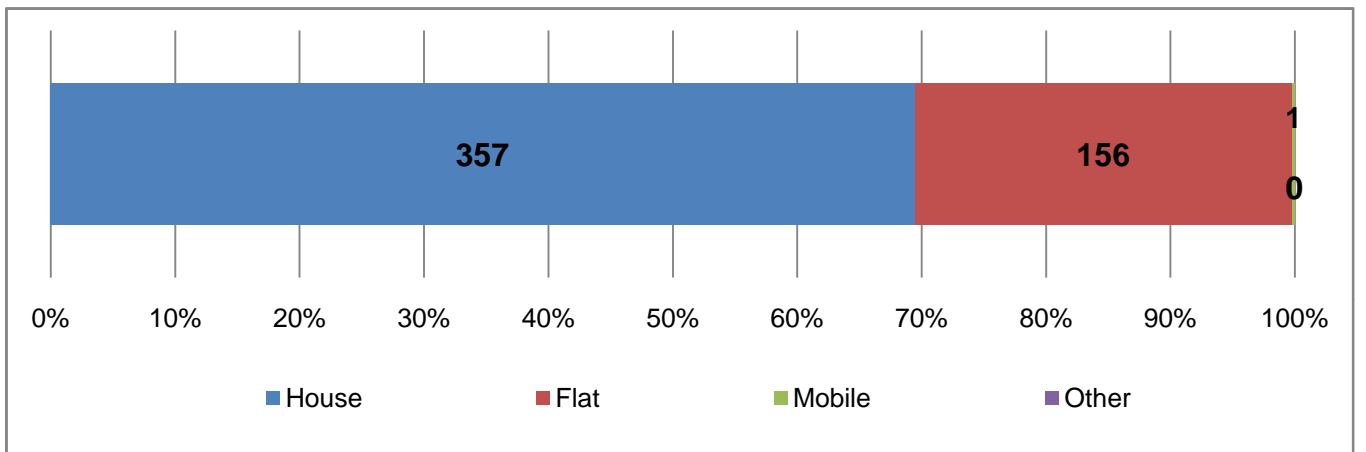
Annual dwelling completions - trend (2002/03 - 2012/13) (gross)



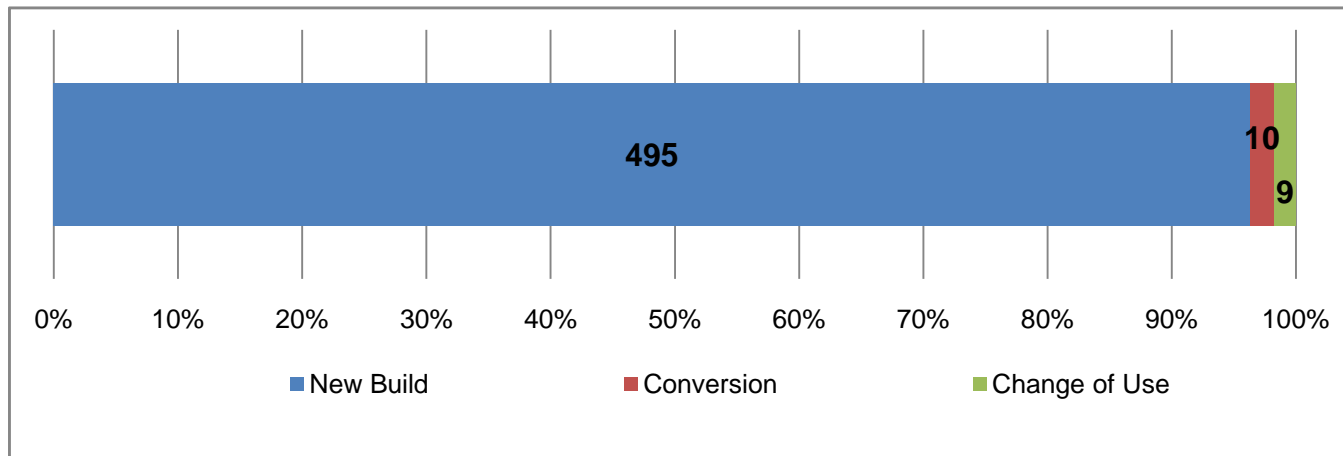
Dwelling completions - 11 year period (2002/03 - 2012/13) - by policy area (gross)



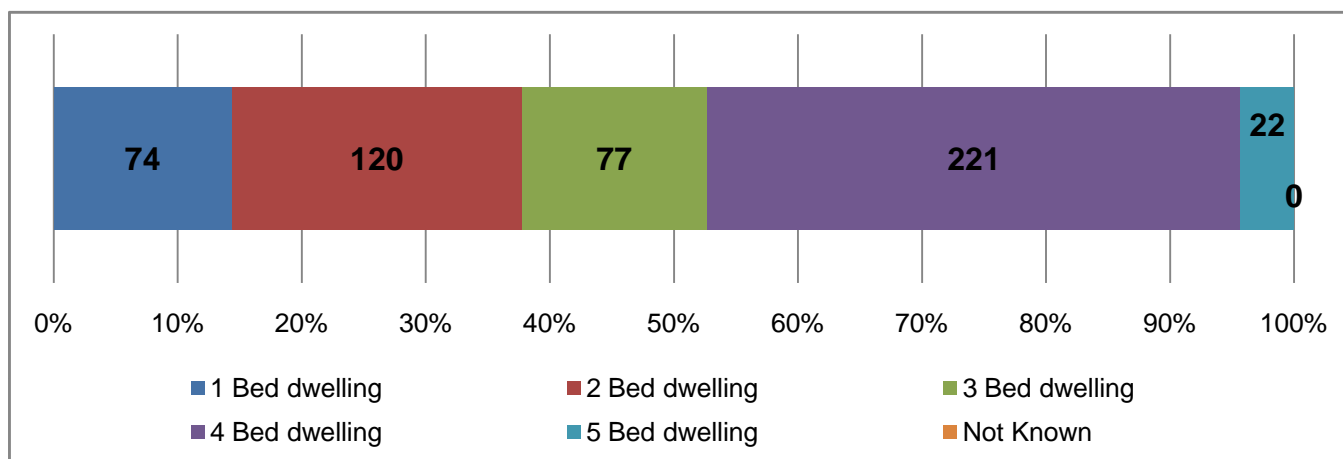
Number of dwelling completions by type (2002/03 - 2012/13) (gross)



Number of dwelling completions by source (2002/03 - 2012/13) (gross)



Number of dwelling completions by number of bedrooms (2002/03 - 2012/13) (gross)



Notes

Profiles produced by The Corporate Research Team, South Gloucestershire Council. September 2013
Data collated by Strategic Planning Policy & Specialist Advice Team.

Completions - 11 year period (2002/03 - 2012/13) - by policy area (gross)

Policy areas as defined by South Gloucestershire Local Plan 2006.

Completions by type (2002/03 - 2012/13) (gross)

Mobile: Includes caravans.

Other: Anything not falling into the other three categories and is predominantly accommodation for Gypsy / Traveller and Travelling Showpeople.

Completions by source (2002/03 - 2012/13) (gross)

Conversions are existing houses and flats to new houses and flats

Change of use are changes of use of any other buildings to houses and flats e.g. agricultural barns, offices, shops, former industrial buildings.

Completions by number of bedrooms (2002/03 - 2012/13) (gross)

Not Known: Information not recorded.

New home statistics for parishes - (2002/03 - 2012/13)

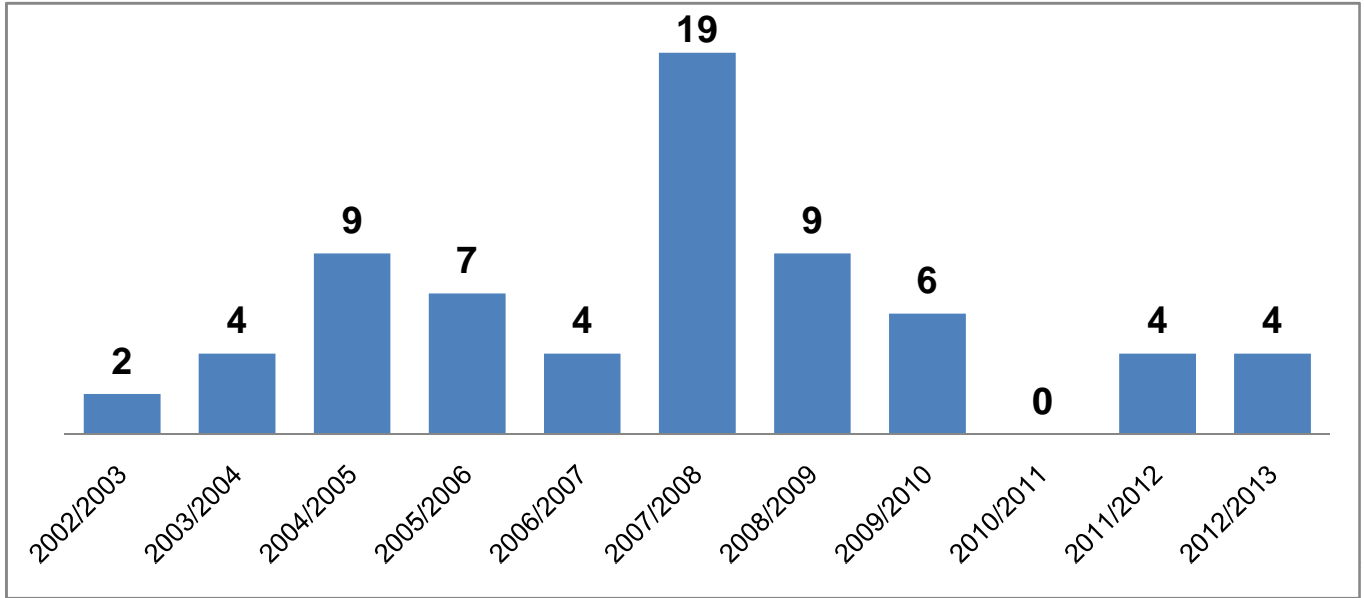
Profiles produced by The Corporate Research Team, South Gloucestershire Council. September 2013
Data collated by Strategic Planning Policy & Specialist Advice Team.

Parish of: **Marshfield**

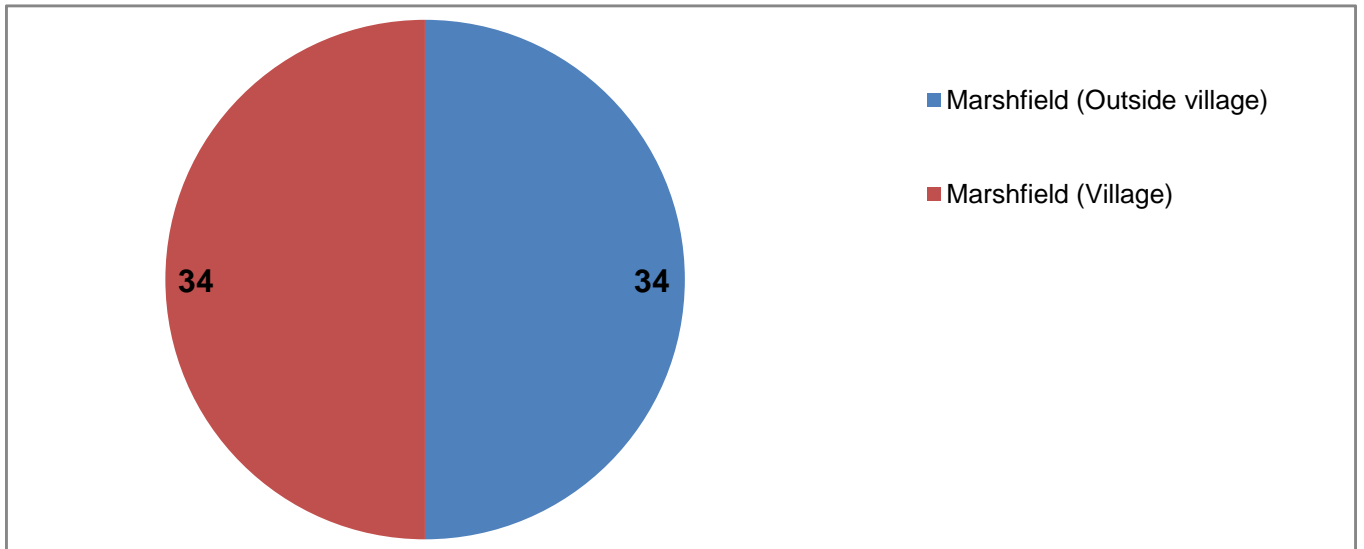
Total dwelling completions - 11 year period (2002/03 - 2012/13)

New homes built (gross):	68
Losses (through demolition or conversion):	4
Total new homes (net):	64

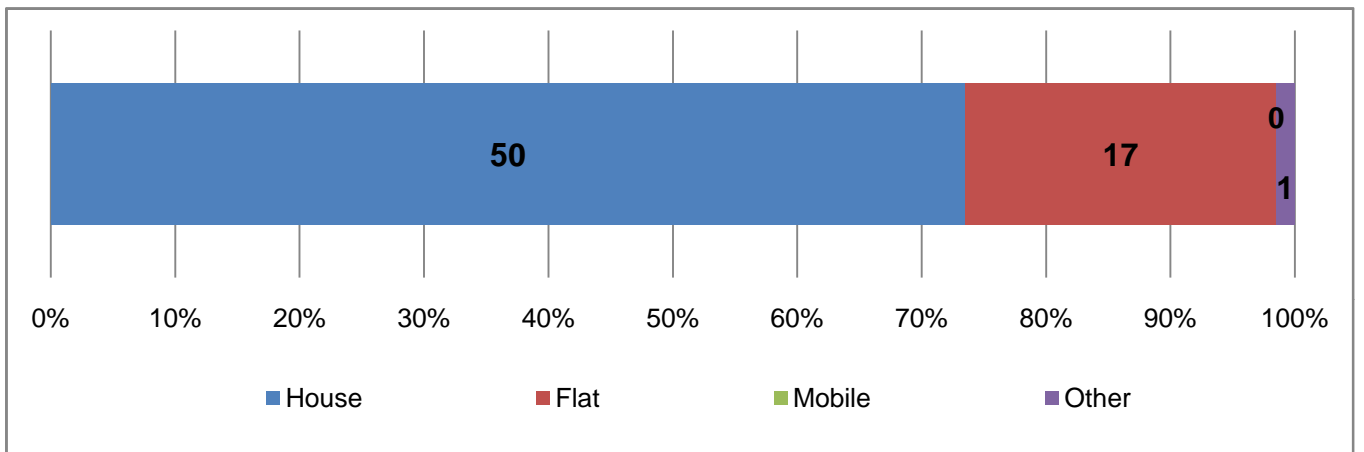
Annual dwelling completions - trend (2002/03 - 2012/13) (gross)



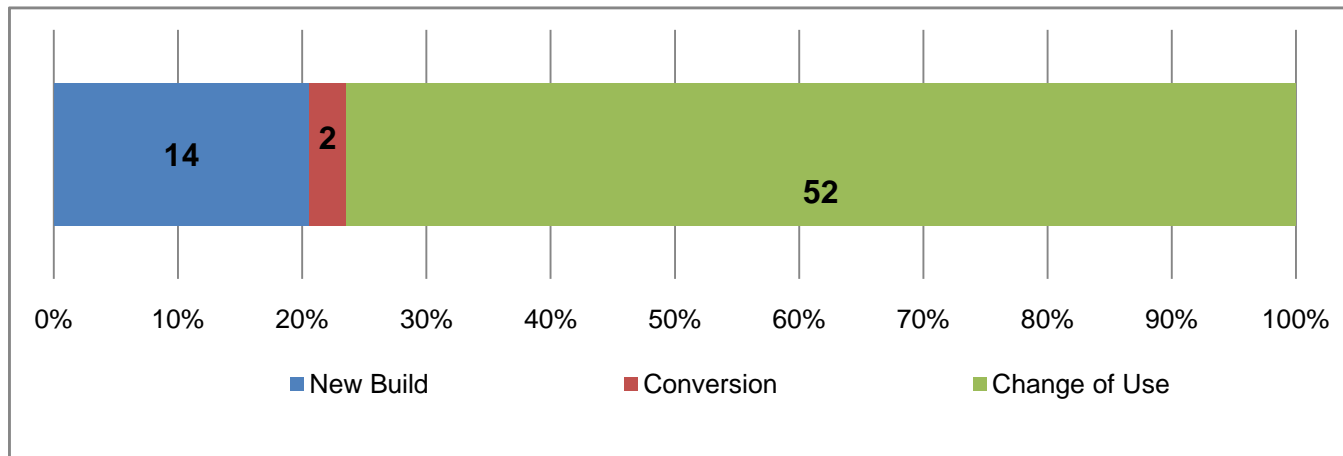
Dwelling completions - 11 year period (2002/03 - 2012/13) - by policy area (gross)



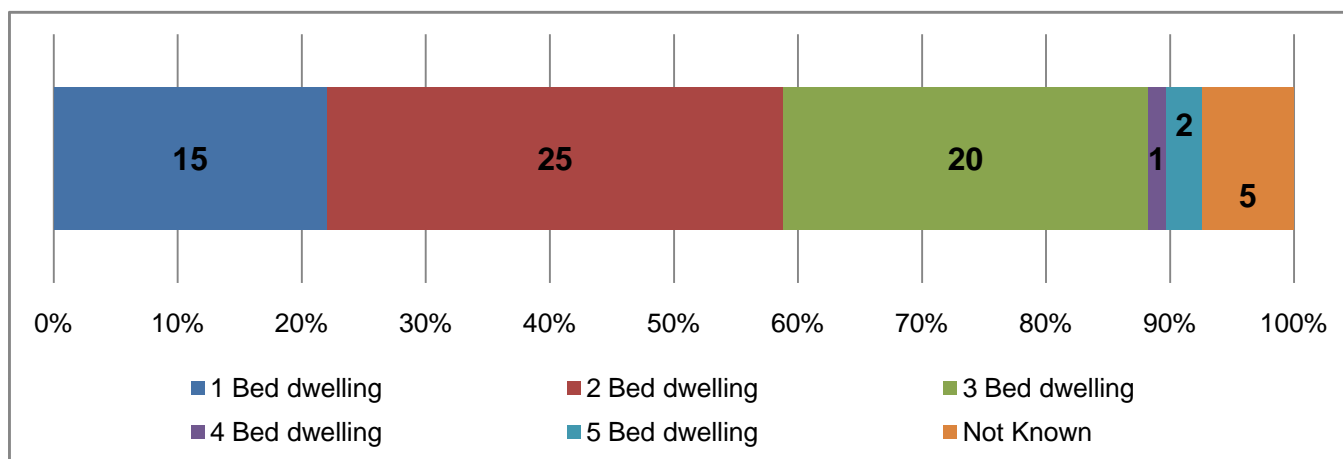
Number of dwelling completions by type (2002/03 - 2012/13) (gross)



Number of dwelling completions by source (2002/03 - 2012/13) (gross)



Number of dwelling completions by number of bedrooms (2002/03 - 2012/13) (gross)



Notes

Profiles produced by The Corporate Research Team, South Gloucestershire Council. September 2013
Data collated by Strategic Planning Policy & Specialist Advice Team.

Completions - 11 year period (2002/03 - 2012/13) - by policy area (gross)

Policy areas as defined by South Gloucestershire Local Plan 2006.

Completions by type (2002/03 - 2012/13) (gross)

Mobile: Includes caravans.

Other: Anything not falling into the other three categories and is predominantly accommodation for Gypsy / Traveller and Travelling Showpeople.

Completions by source (2002/03 - 2012/13) (gross)

Conversions are existing houses and flats to new houses and flats

Change of use are changes of use of any other buildings to houses and flats e.g. agricultural barns, offices, shops, former industrial buildings.

Completions by number of bedrooms (2002/03 - 2012/13) (gross)

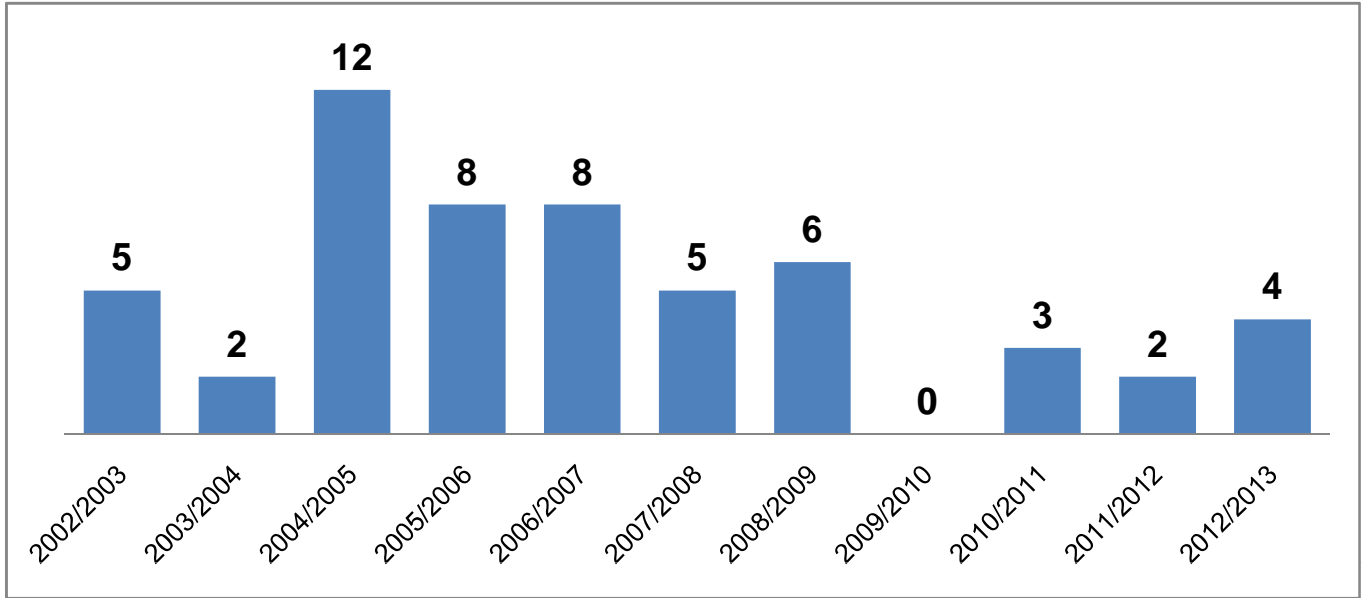
Not Known: Information not recorded.

Parish of: **Oldbury on Severn**

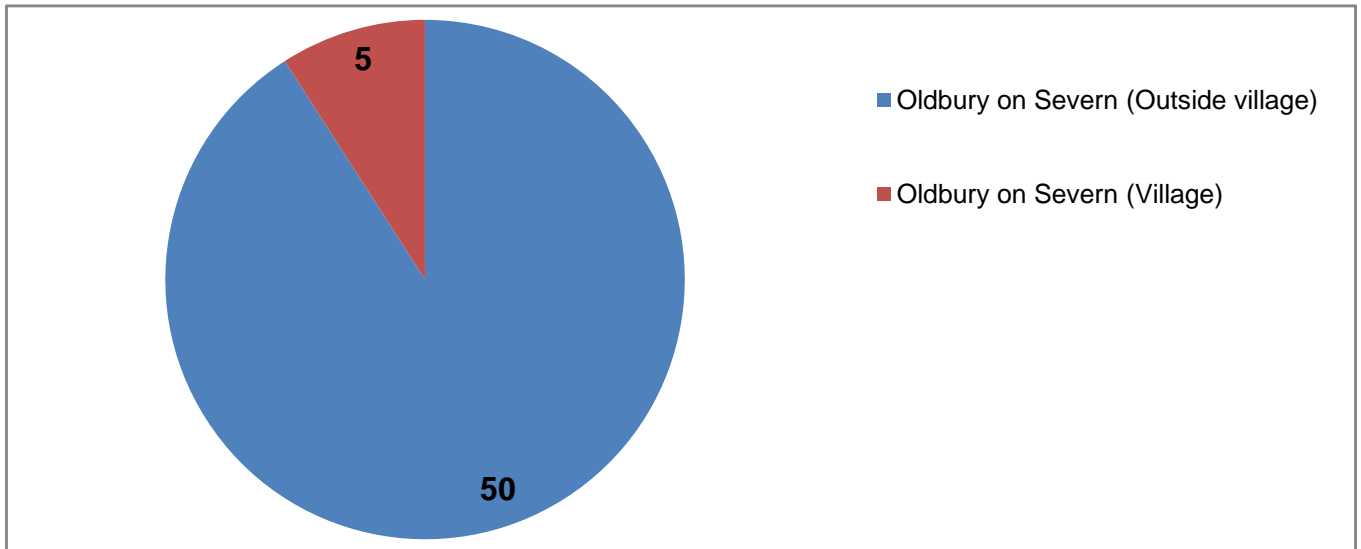
Total dwelling completions - 11 year period (2002/03 - 2012/13)

New homes built (gross):	55
Losses (through demolition or conversion):	8
Total new homes (net):	47

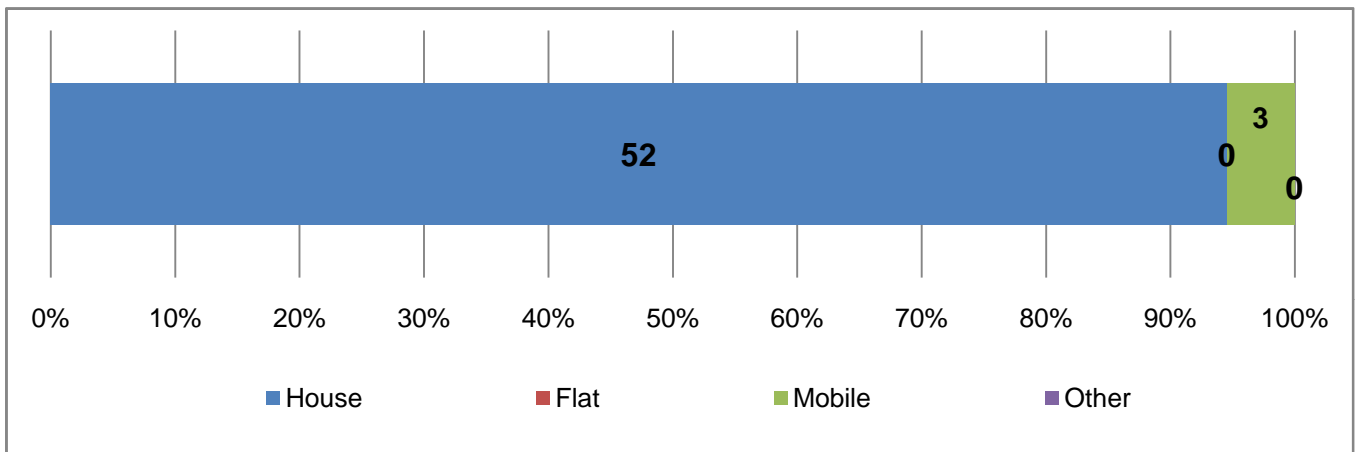
Annual dwelling completions - trend (2002/03 - 2012/13) (gross)



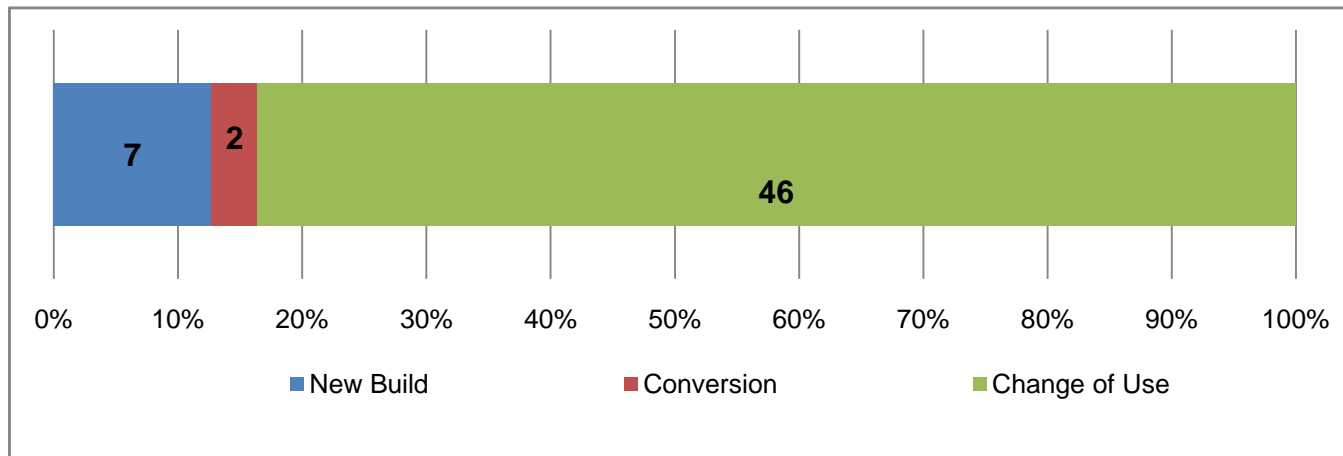
Dwelling completions - 11 year period (2002/03 - 2012/13) - by policy area (gross)



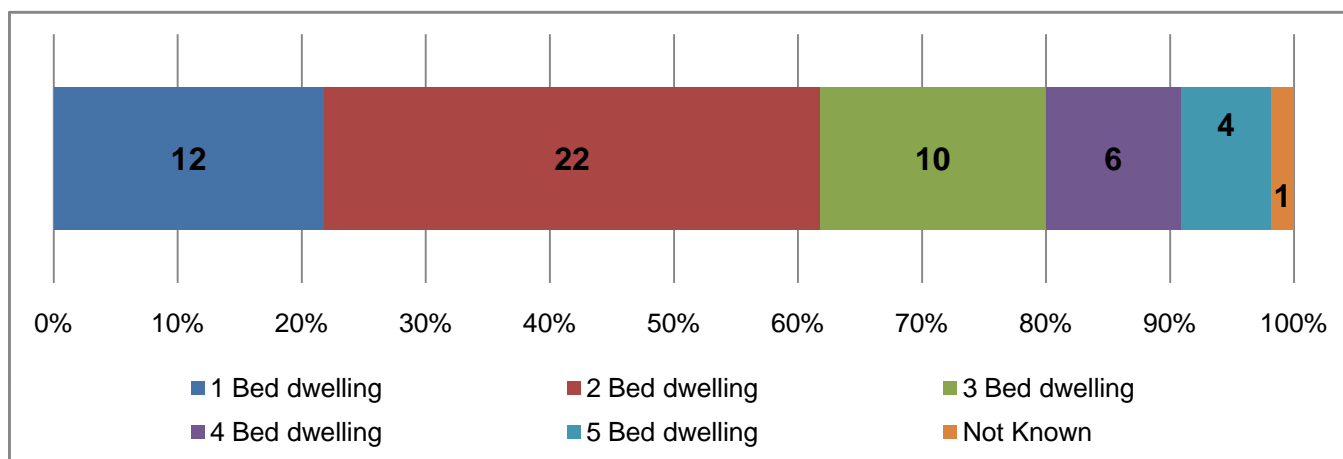
Number of dwelling completions by type (2002/03 - 2012/13) (gross)



Number of dwelling completions by source (2002/03 - 2012/13) (gross)



Number of dwelling completions by number of bedrooms (2002/03 - 2012/13) (gross)



Notes

Profiles produced by The Corporate Research Team, South Gloucestershire Council. September 2013
Data collated by Strategic Planning Policy & Specialist Advice Team.

Completions - 11 year period (2002/03 - 2012/13) - by policy area (gross)

Policy areas as defined by South Gloucestershire Local Plan 2006.

Completions by type (2002/03 - 2012/13) (gross)

Mobile: Includes caravans.

Other: Anything not falling into the other three categories and is predominantly accommodation for Gypsy / Traveller and Travelling Showpeople.

Completions by source (2002/03 - 2012/13) (gross)

Conversions are existing houses and flats to new houses and flats

Change of use are changes of use of any other buildings to houses and flats e.g. agricultural barns, offices, shops, former industrial buildings.

Completions by number of bedrooms (2002/03 - 2012/13) (gross)

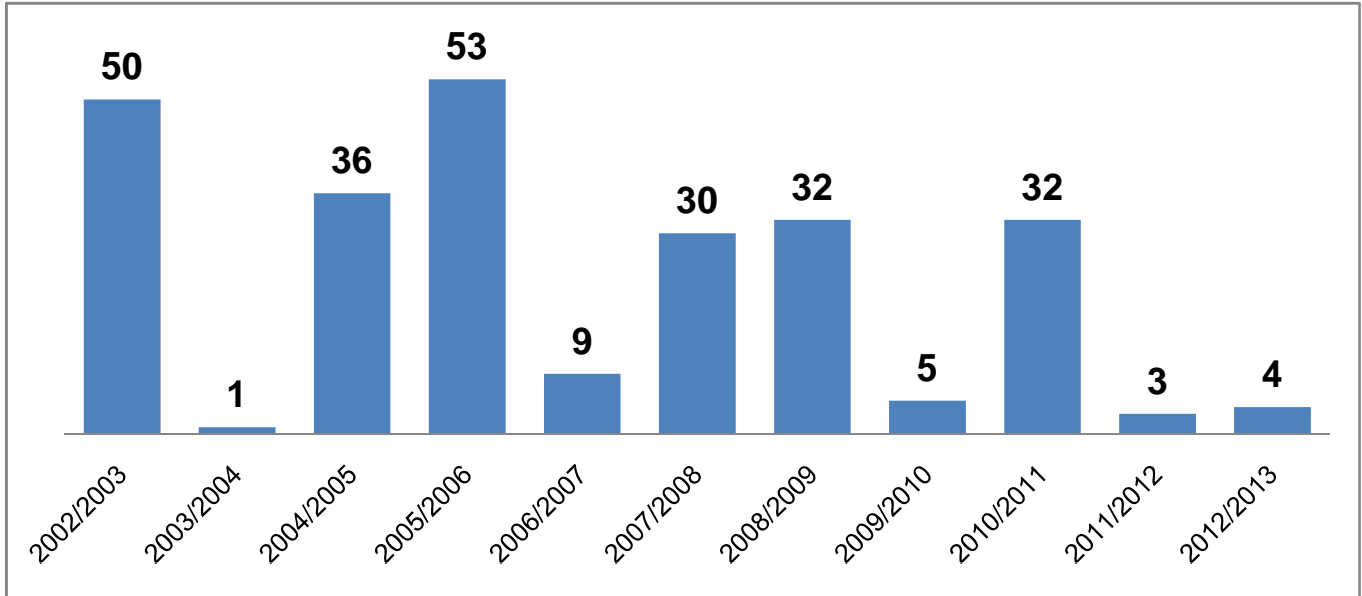
Not Known: Information not recorded.

Parish of: **Oldland**

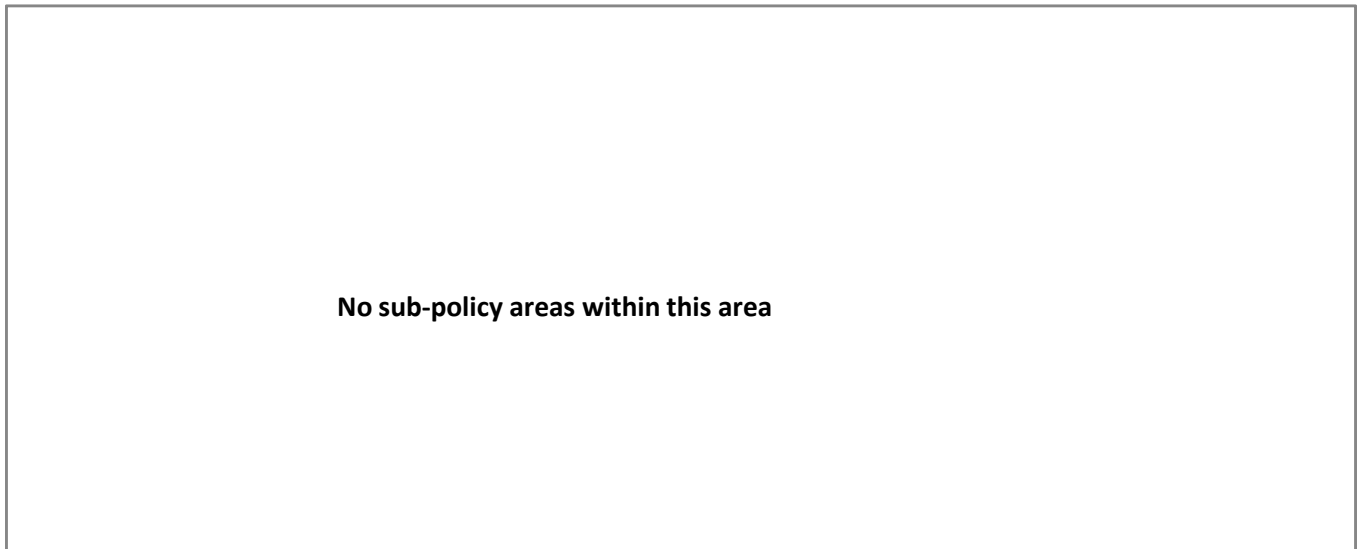
Total dwelling completions - 11 year period (2002/03 - 2012/13)

New homes built (gross):	255
Losses (through demolition or conversion):	51
Total new homes (net):	204

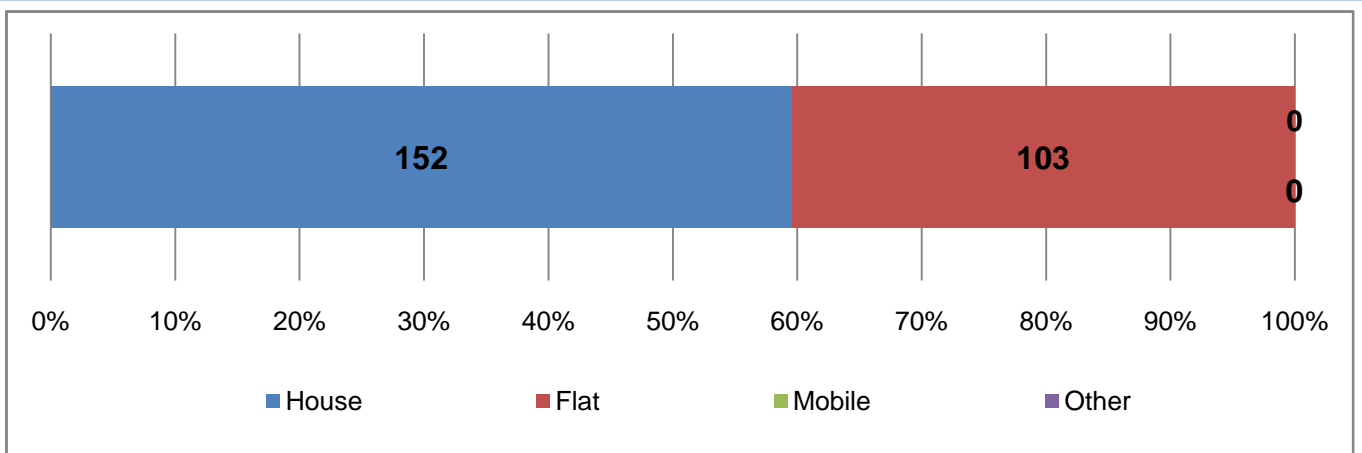
Annual dwelling completions - trend (2002/03 - 2012/13) (gross)



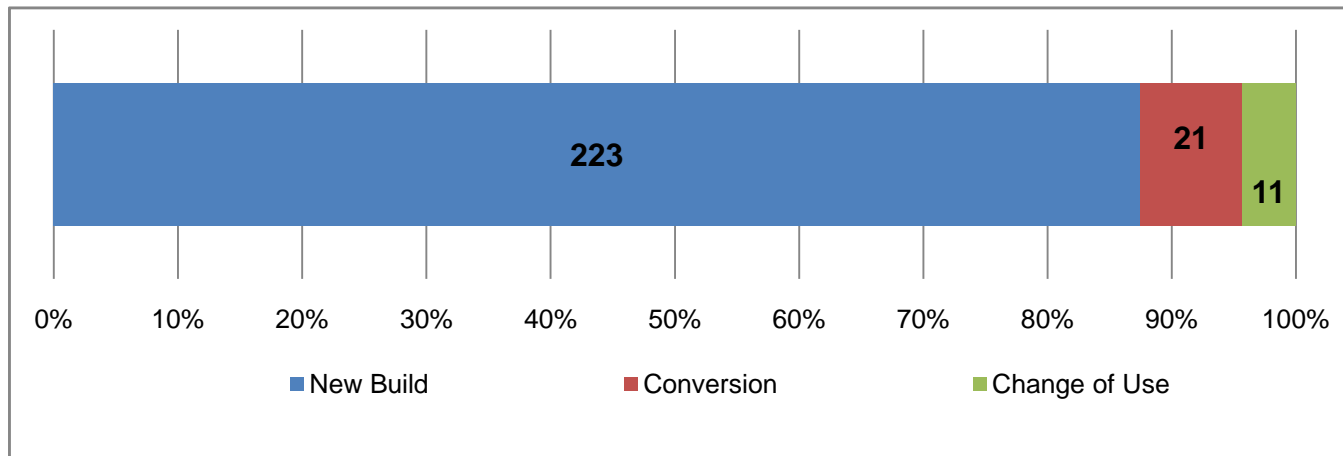
Dwelling completions - 11 year period (2002/03 - 2012/13) - by policy area (gross)



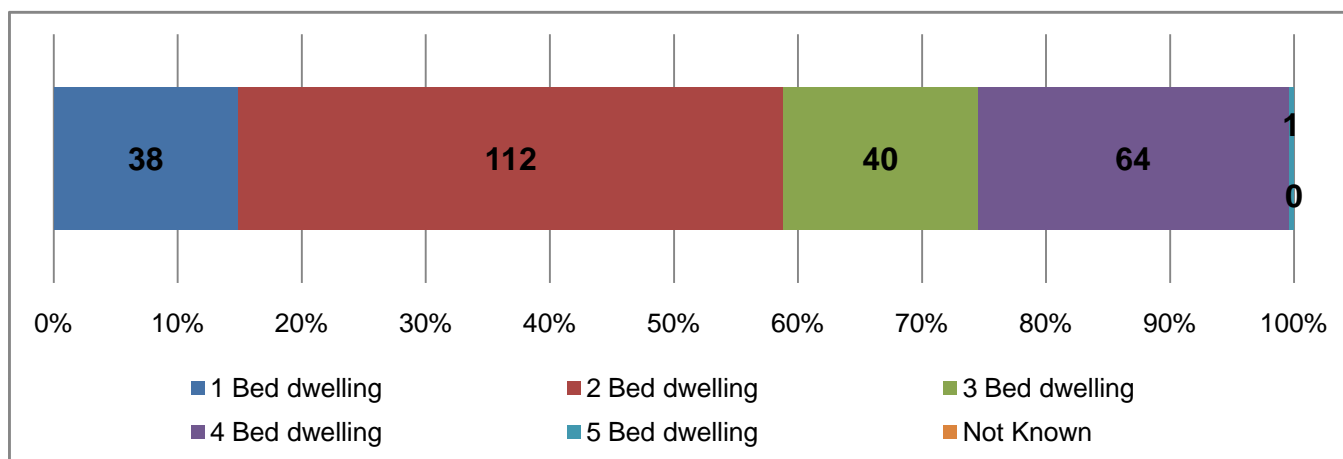
Number of dwelling completions by type (2002/03 - 2012/13) (gross)



Number of dwelling completions by source (2002/03 - 2012/13) (gross)



Number of dwelling completions by number of bedrooms (2002/03 - 2012/13) (gross)



Notes

Profiles produced by The Corporate Research Team, South Gloucestershire Council. September 2013
Data collated by Strategic Planning Policy & Specialist Advice Team.

Completions - 11 year period (2002/03 - 2012/13) - by policy area (gross)

Policy areas as defined by South Gloucestershire Local Plan 2006.

Completions by type (2002/03 - 2012/13) (gross)

Mobile: Includes caravans.

Other: Anything not falling into the other three categories and is predominantly accommodation for Gypsy / Traveller and Travelling Showpeople.

Completions by source (2002/03 - 2012/13) (gross)

Conversions are existing houses and flats to new houses and flats

Change of use are changes of use of any other buildings to houses and flats e.g. agricultural barns, offices, shops, former industrial buildings.

Completions by number of bedrooms (2002/03 - 2012/13) (gross)

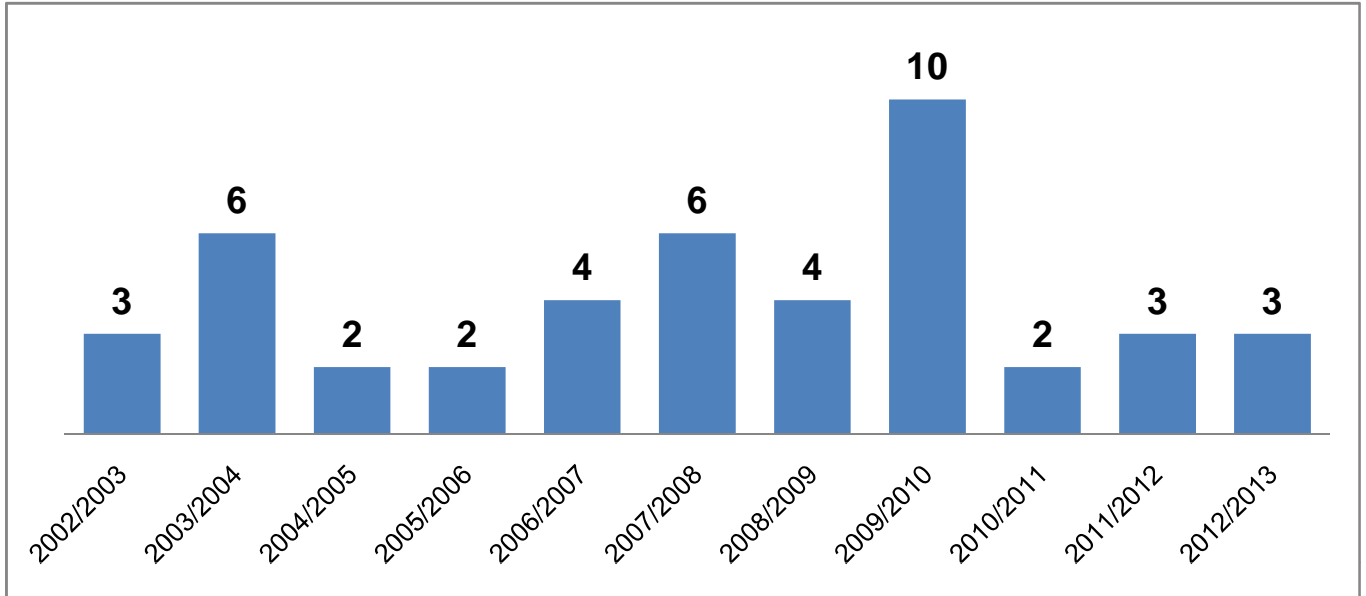
Not Known: Information not recorded.

Parish of: **Olveston**

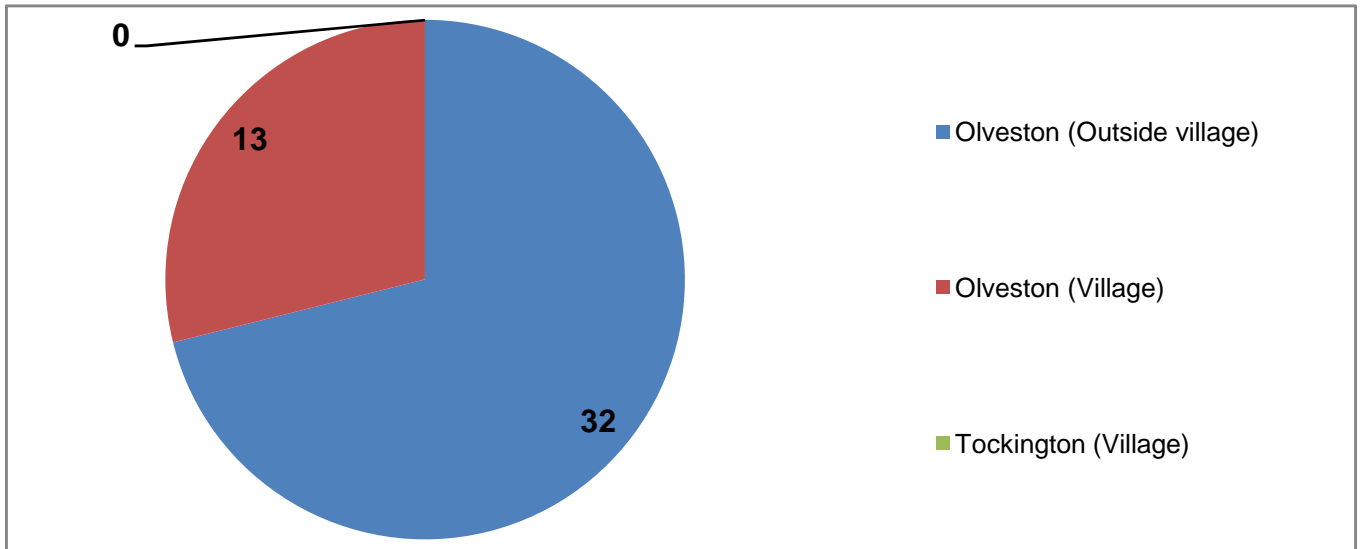
Total dwelling completions - 11 year period (2002/03 - 2012/13)

New homes built (gross):	45
Losses (through demolition or conversion):	5
Total new homes (net):	40

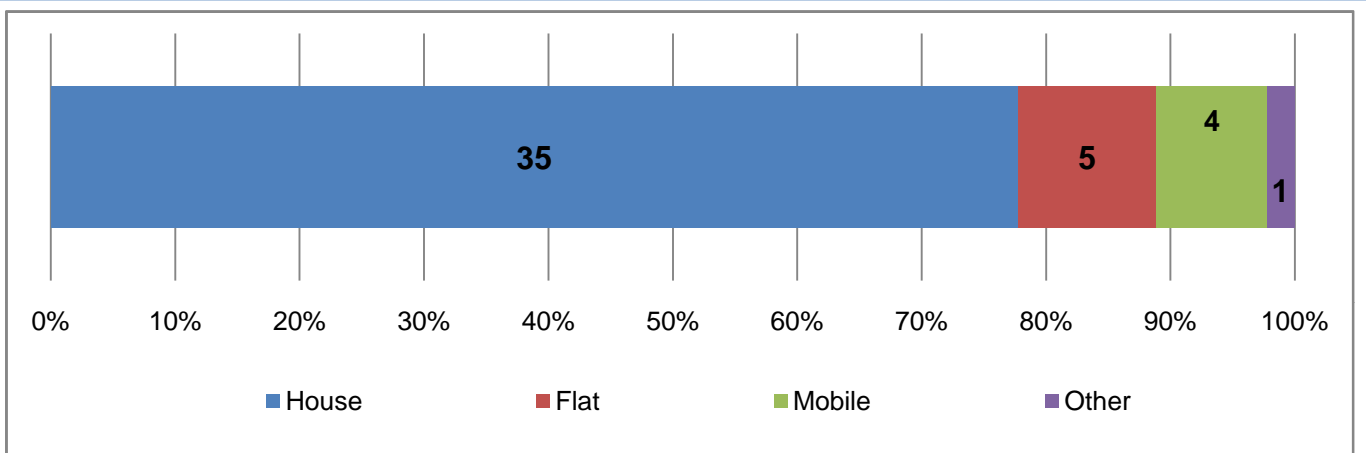
Annual dwelling completions - trend (2002/03 - 2012/13) (gross)



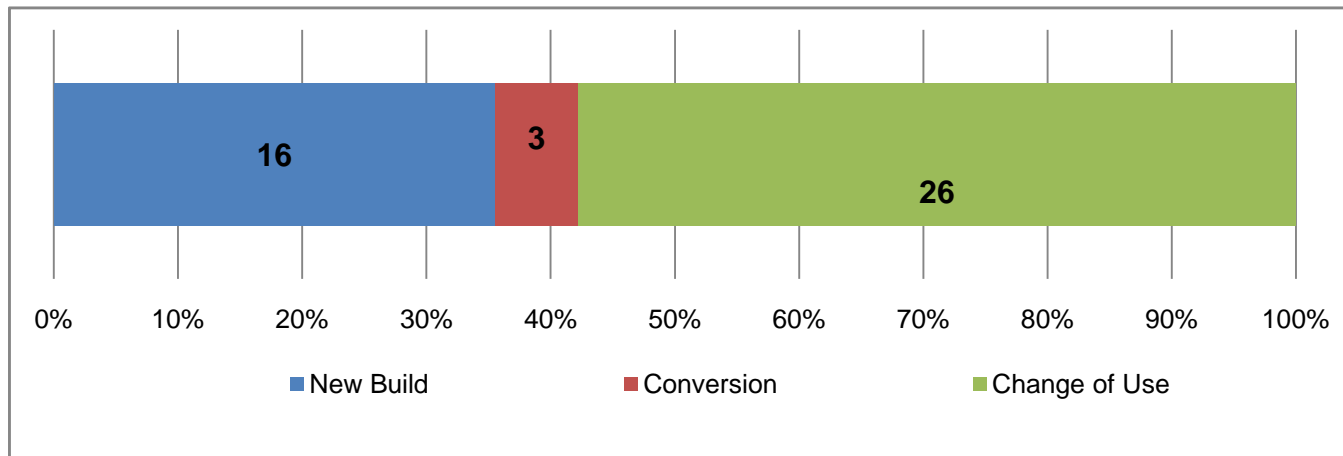
Dwelling completions - 11 year period (2002/03 - 2012/13) - by policy area (gross)



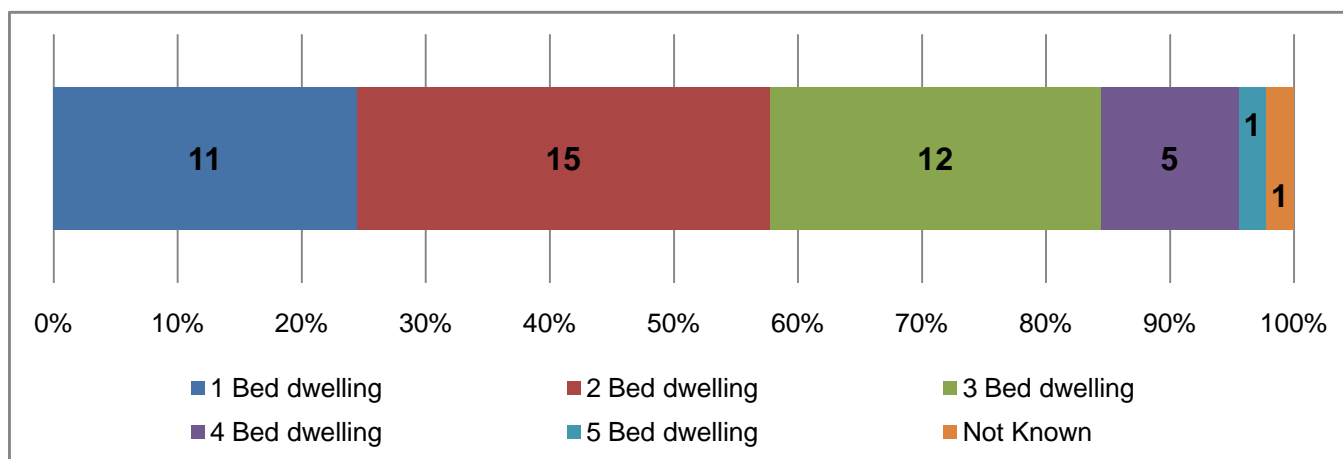
Number of dwelling completions by type (2002/03 - 2012/13) (gross)



Number of dwelling completions by source (2002/03 - 2012/13) (gross)



Number of dwelling completions by number of bedrooms (2002/03 - 2012/13) (gross)



Notes

Profiles produced by The Corporate Research Team, South Gloucestershire Council. September 2013
Data collated by Strategic Planning Policy & Specialist Advice Team.

Completions - 11 year period (2002/03 - 2012/13) - by policy area (gross)

Policy areas as defined by South Gloucestershire Local Plan 2006.

Completions by type (2002/03 - 2012/13) (gross)

Mobile: Includes caravans.

Other: Anything not falling into the other three categories and is predominantly accommodation for Gypsy / Traveller and Travelling Showpeople.

Completions by source (2002/03 - 2012/13) (gross)

Conversions are existing houses and flats to new houses and flats

Change of use are changes of use of any other buildings to houses and flats e.g. agricultural barns, offices, shops, former industrial buildings.

Completions by number of bedrooms (2002/03 - 2012/13) (gross)

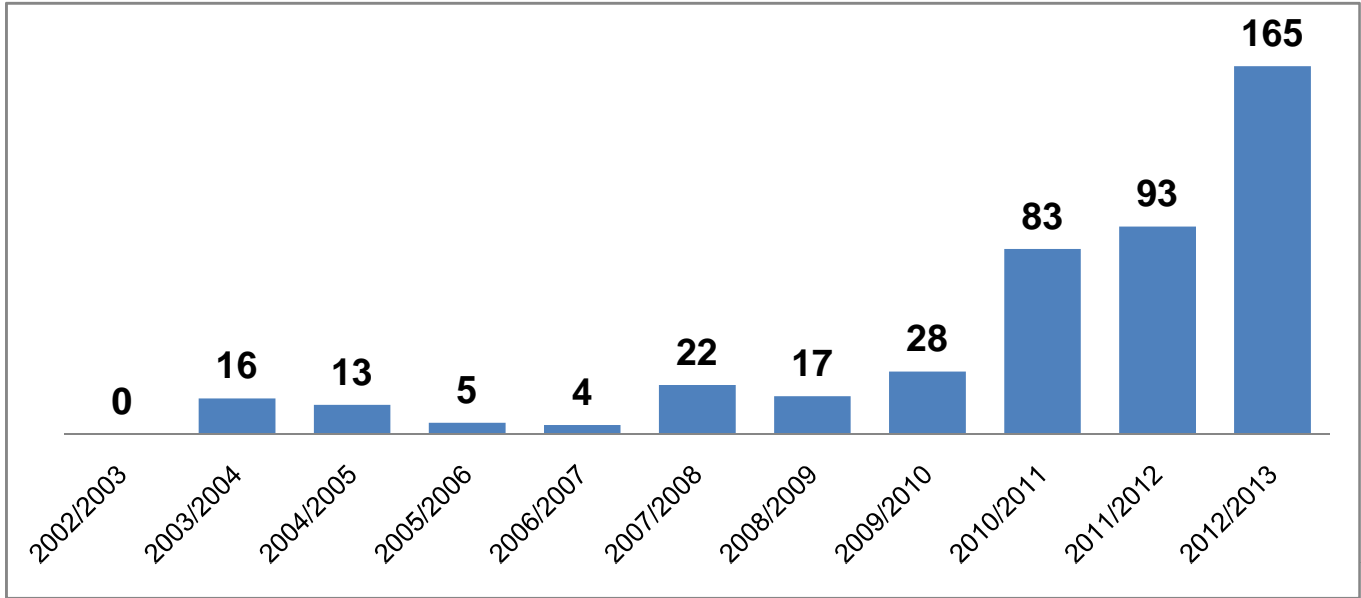
Not Known: Information not recorded.

Parish of: **Patchway**

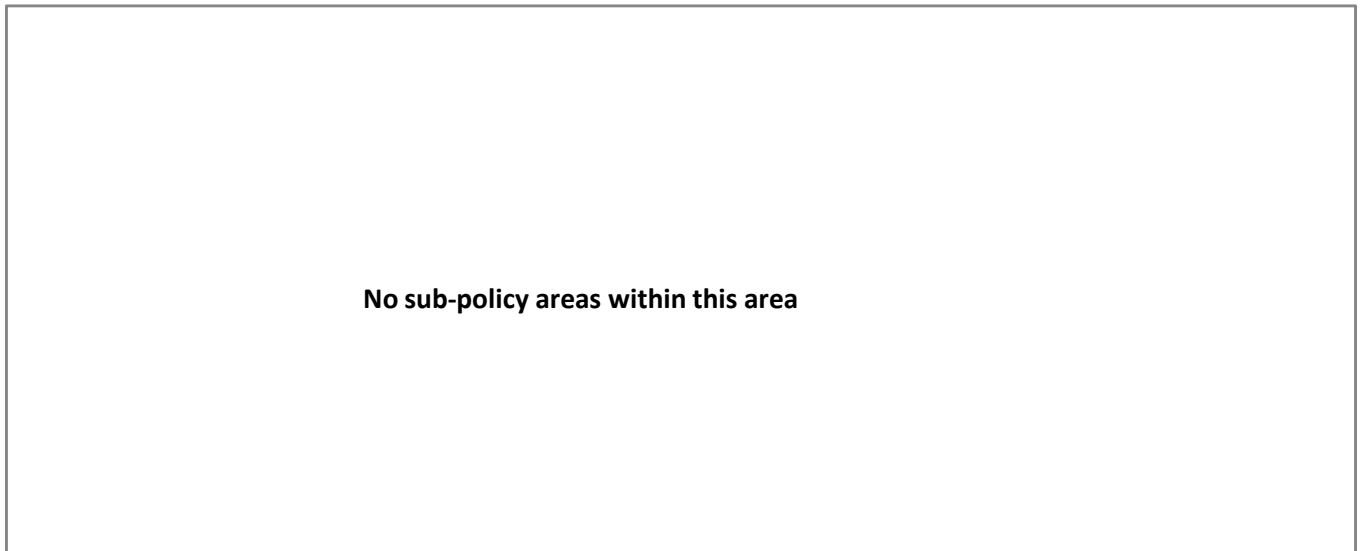
Total dwelling completions - 11 year period (2002/03 - 2012/13)

New homes built (gross):	446
Losses (through demolition or conversion):	40
Total new homes (net):	406

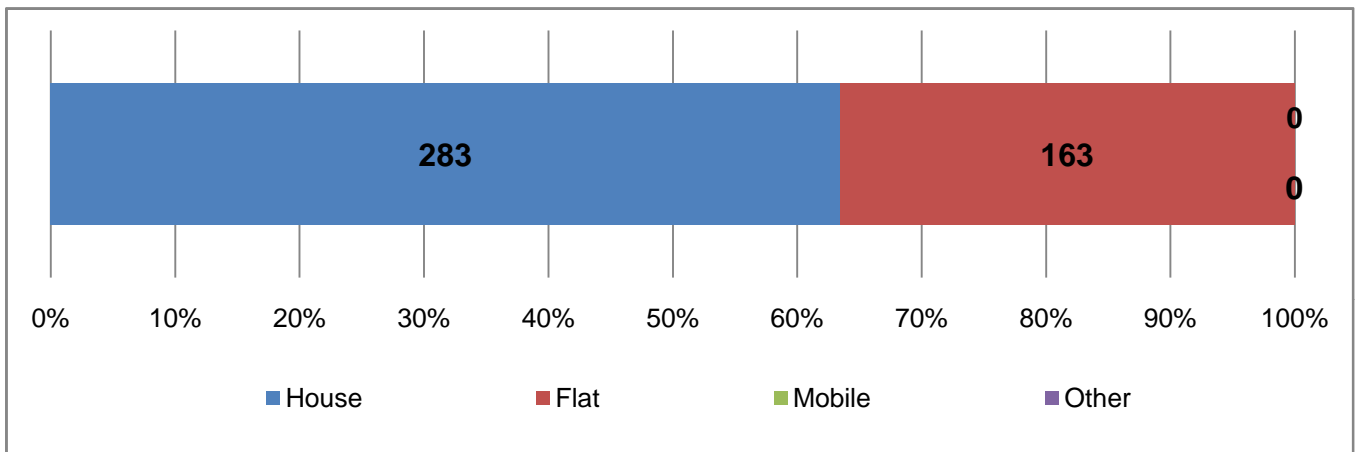
Annual dwelling completions - trend (2002/03 - 2012/13) (gross)



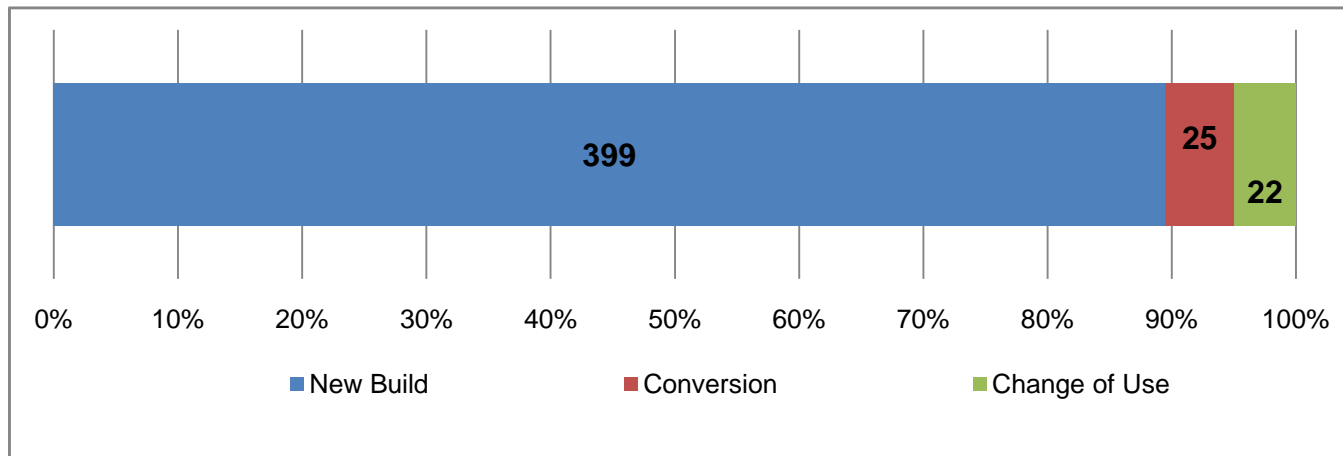
Dwelling completions - 11 year period (2002/03 - 2012/13) - by policy area (gross)



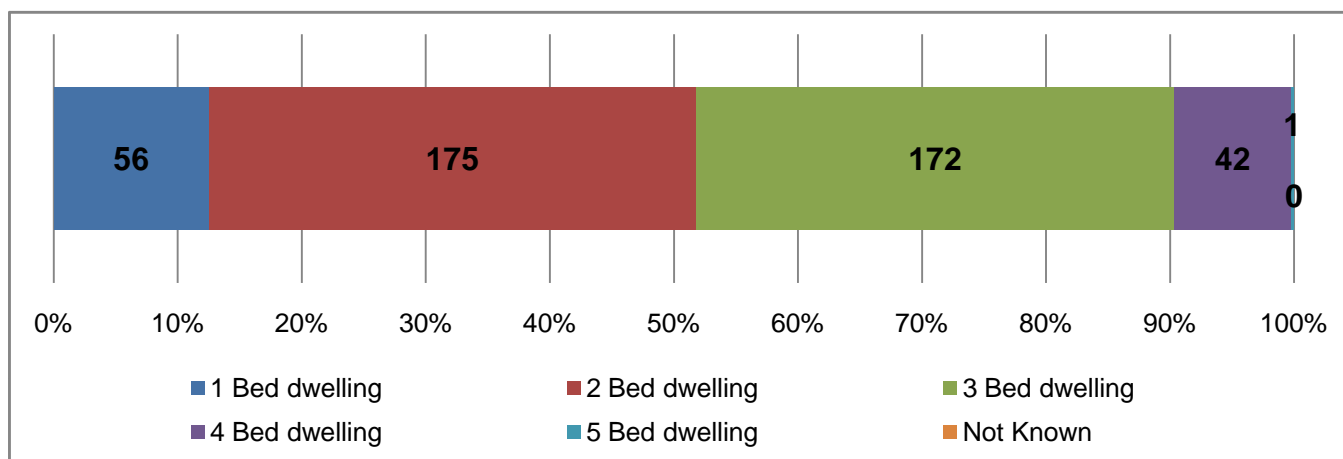
Number of dwelling completions by type (2002/03 - 2012/13) (gross)



Number of dwelling completions by source (2002/03 - 2012/13) (gross)



Number of dwelling completions by number of bedrooms (2002/03 - 2012/13) (gross)



Notes

Profiles produced by The Corporate Research Team, South Gloucestershire Council. September 2013
Data collated by Strategic Planning Policy & Specialist Advice Team.

Completions - 11 year period (2002/03 - 2012/13) - by policy area (gross)

Policy areas as defined by South Gloucestershire Local Plan 2006.

Completions by type (2002/03 - 2012/13) (gross)

Mobile: Includes caravans.

Other: Anything not falling into the other three categories and is predominantly accommodation for Gypsy / Traveller and Travelling Showpeople.

Completions by source (2002/03 - 2012/13) (gross)

Conversions are existing houses and flats to new houses and flats

Change of use are changes of use of any other buildings to houses and flats e.g. agricultural barns, offices, shops, former industrial buildings.

Completions by number of bedrooms (2002/03 - 2012/13) (gross)

Not Known: Information not recorded.

New home statistics for parishes - (2002/03 - 2012/13)

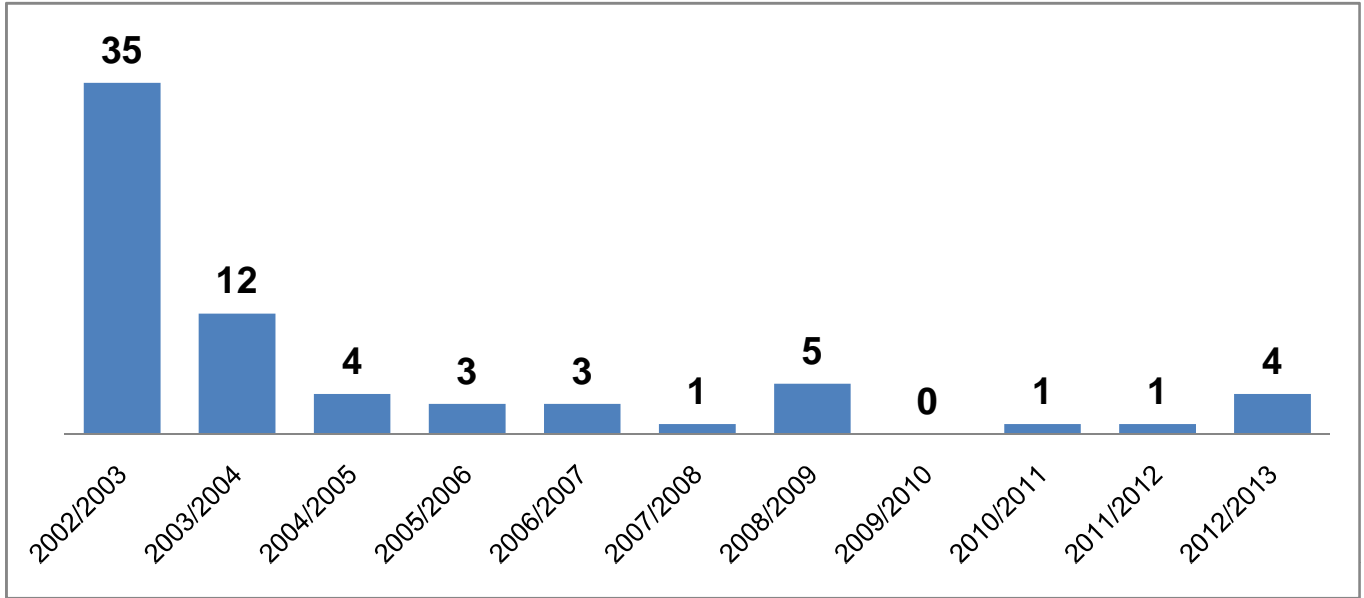
Profiles produced by The Corporate Research Team, South Gloucestershire Council. September 2013
Data collated by Strategic Planning Policy & Specialist Advice Team.

Parish of: **Pilning & Severn Beach**

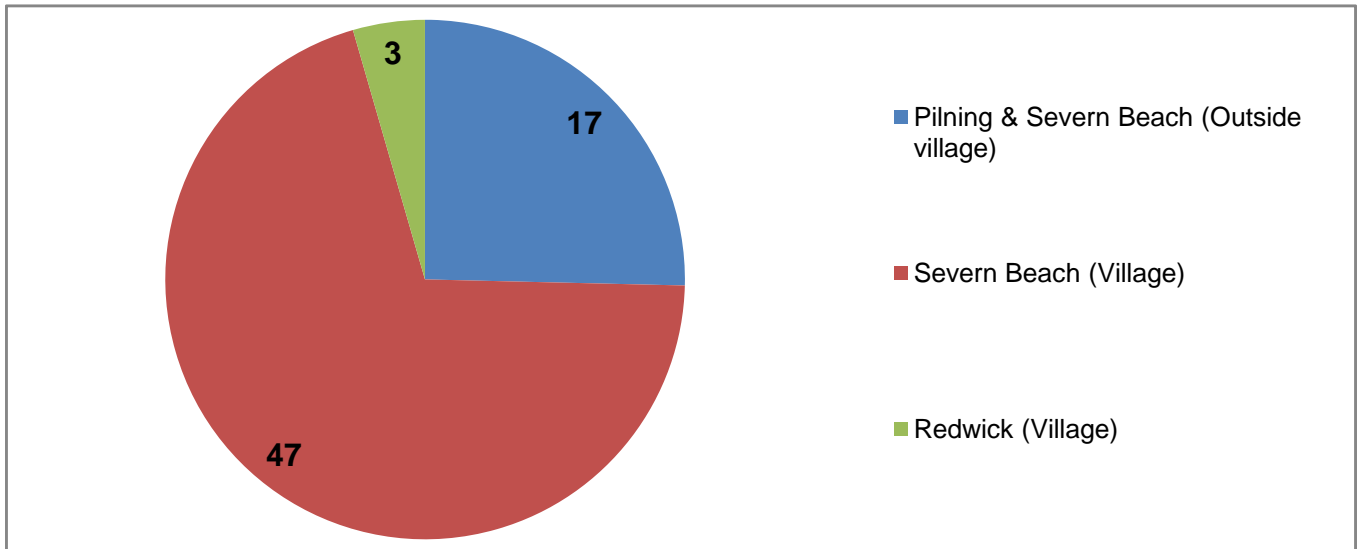
Total dwelling completions - 11 year period (2002/03 - 2012/13)

New homes built (gross):	69
Losses (through demolition or conversion):	13
Total new homes (net):	56

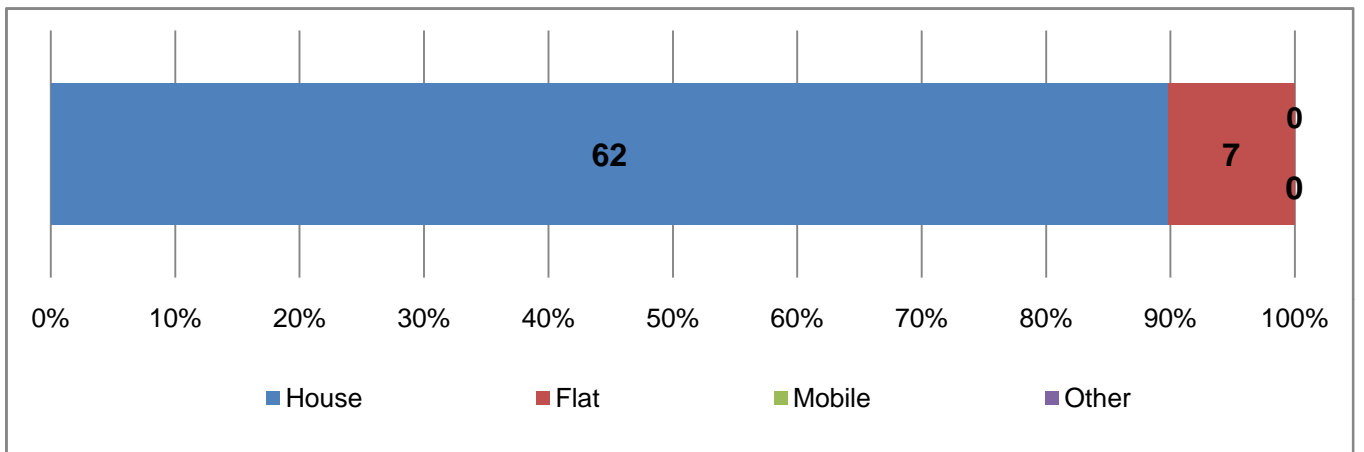
Annual dwelling completions - trend (2002/03 - 2012/13) (gross)



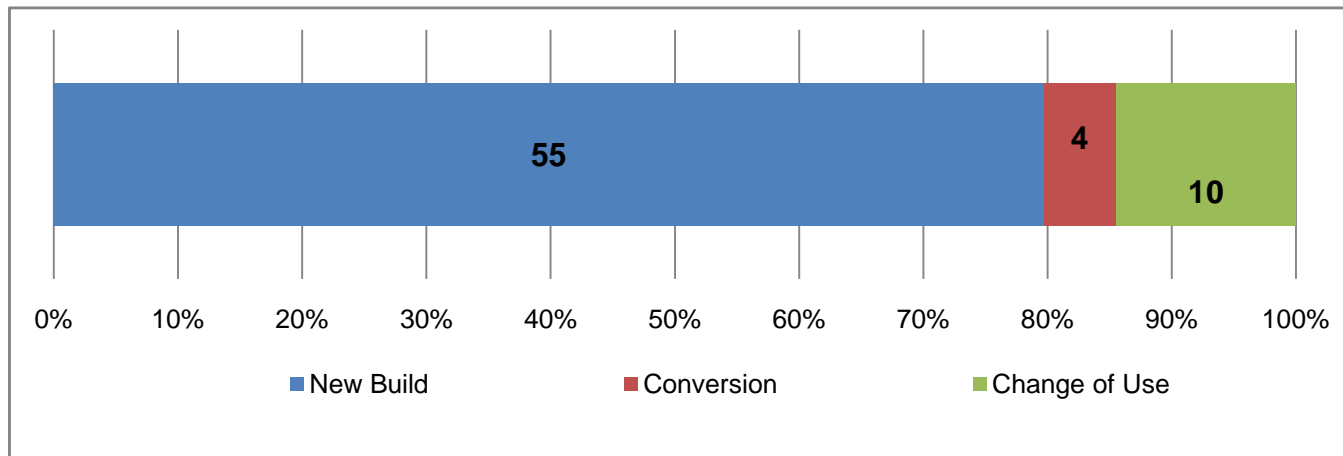
Dwelling completions - 11 year period (2002/03 - 2012/13) - by policy area (gross)



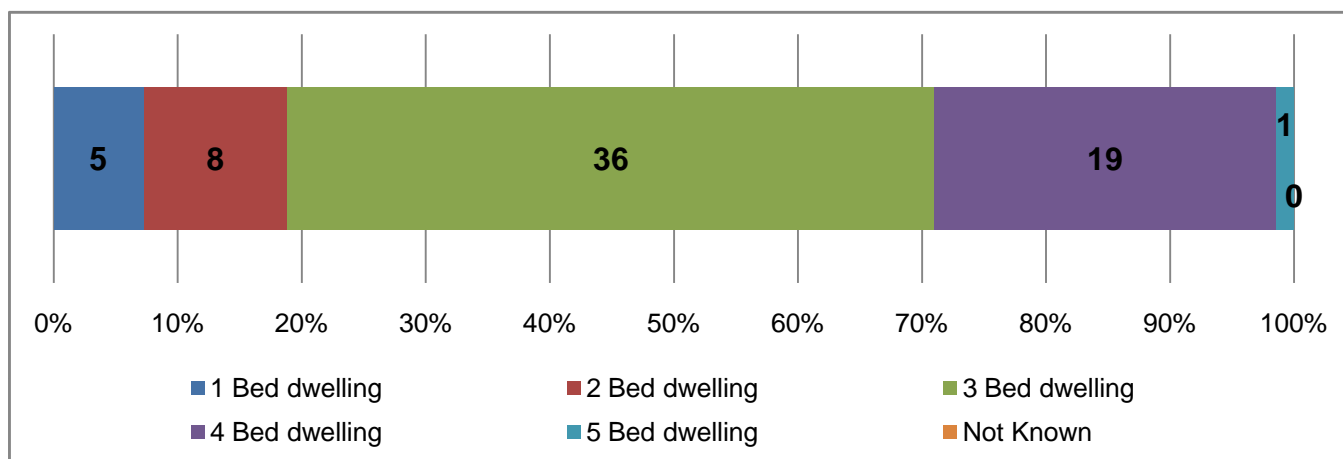
Number of dwelling completions by type (2002/03 - 2012/13) (gross)



Number of dwelling completions by source (2002/03 - 2012/13) (gross)



Number of dwelling completions by number of bedrooms (2002/03 - 2012/13) (gross)



Notes

Profiles produced by The Corporate Research Team, South Gloucestershire Council. September 2013
Data collated by Strategic Planning Policy & Specialist Advice Team.

Completions - 11 year period (2002/03 - 2012/13) - by policy area (gross)

Policy areas as defined by South Gloucestershire Local Plan 2006.

Completions by type (2002/03 - 2012/13) (gross)

Mobile: Includes caravans.

Other: Anything not falling into the other three categories and is predominantly accommodation for Gypsy / Traveller and Travelling Showpeople.

Completions by source (2002/03 - 2012/13) (gross)

Conversions are existing houses and flats to new houses and flats

Change of use are changes of use of any other buildings to houses and flats e.g. agricultural barns, offices, shops, former industrial buildings.

Completions by number of bedrooms (2002/03 - 2012/13) (gross)

Not Known: Information not recorded.

New home statistics for parishes - (2002/03 - 2012/13)

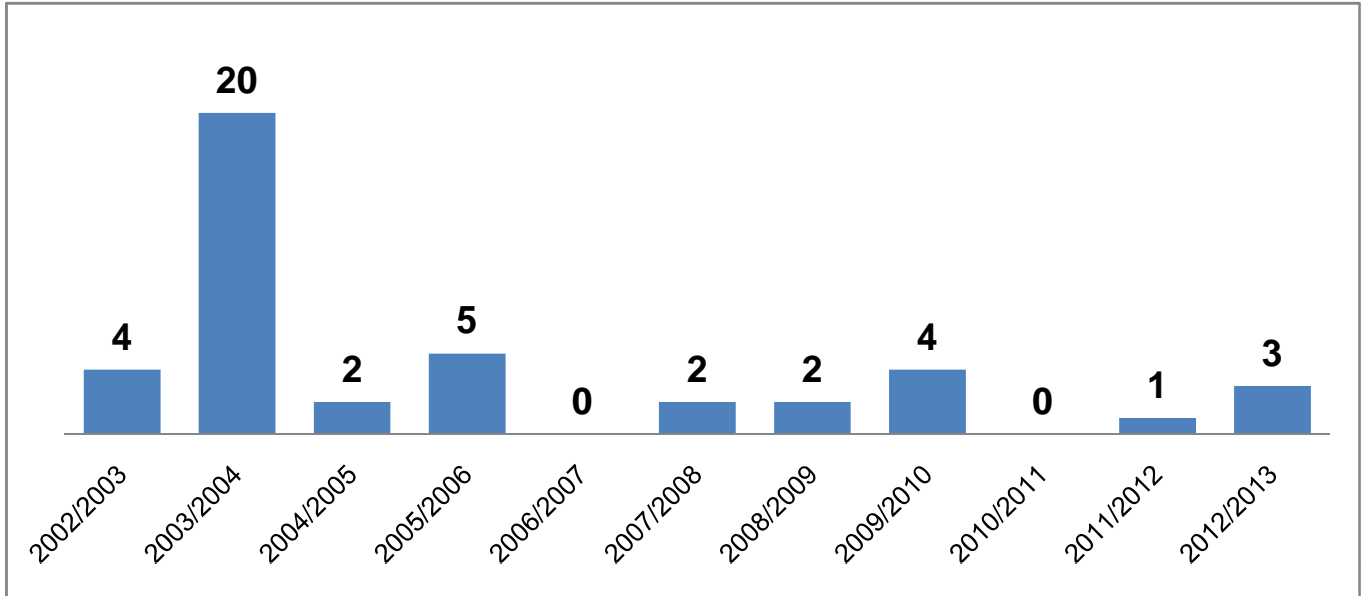
Profiles produced by The Corporate Research Team, South Gloucestershire Council. September 2013
Data collated by Strategic Planning Policy & Specialist Advice Team.

Parish of: **Pucklechurch**

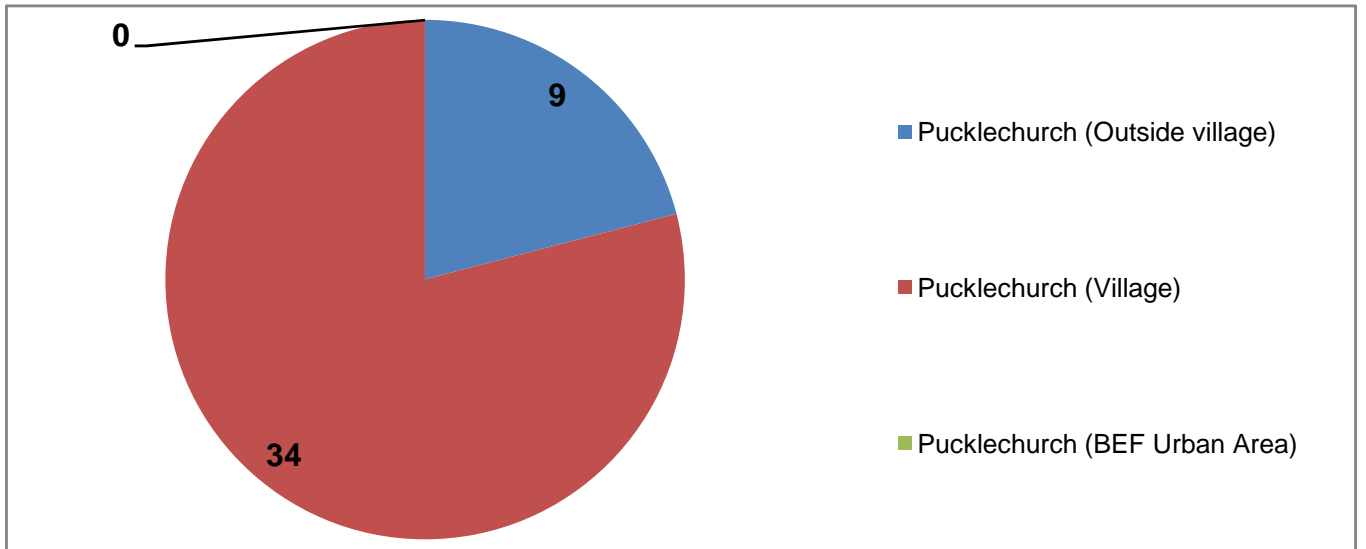
Total dwelling completions - 11 year period (2002/03 - 2012/13)

New homes built (gross):	43
Losses (through demolition or conversion):	21
Total new homes (net):	22

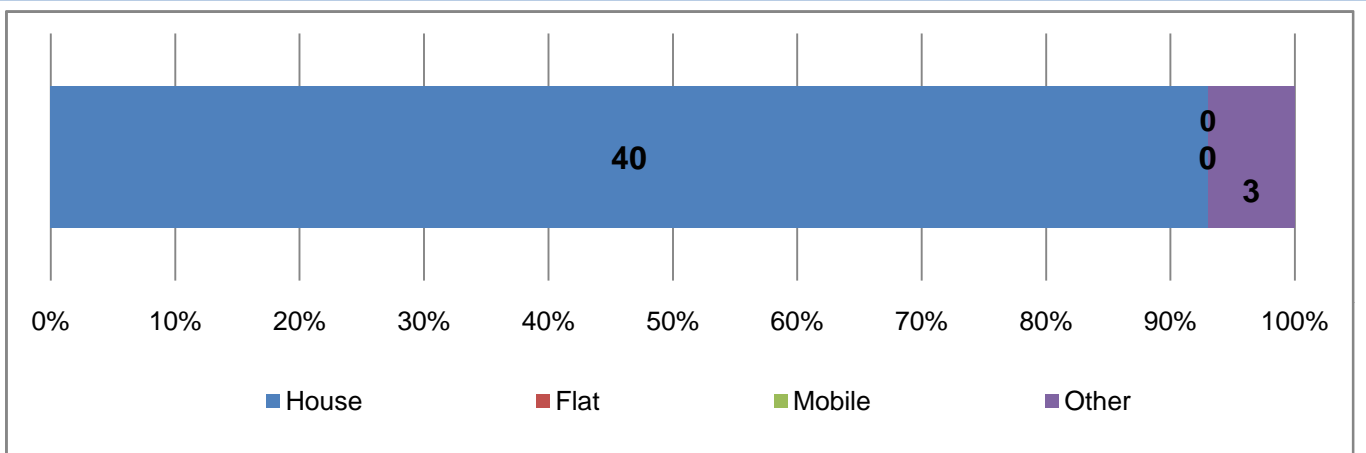
Annual dwelling completions - trend (2002/03 - 2012/13) (gross)



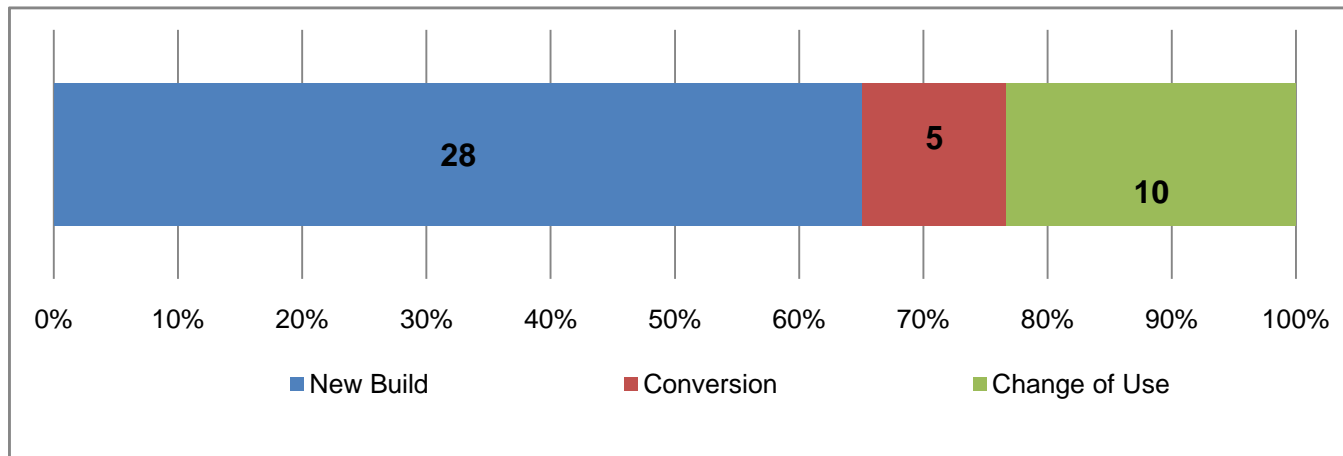
Dwelling completions - 11 year period (2002/03 - 2012/13) - by policy area (gross)



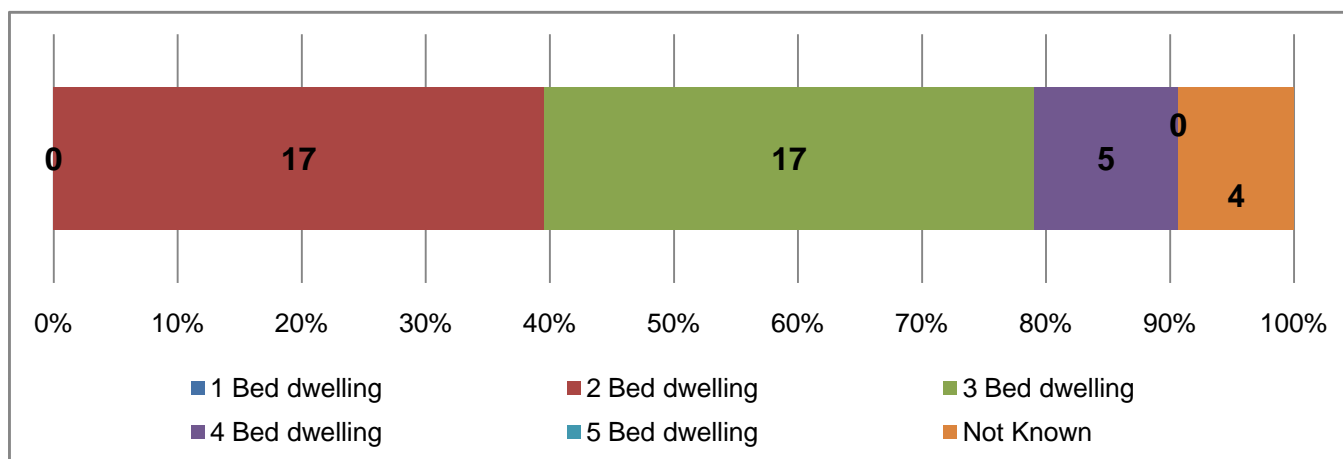
Number of dwelling completions by type (2002/03 - 2012/13) (gross)



Number of dwelling completions by source (2002/03 - 2012/13) (gross)



Number of dwelling completions by number of bedrooms (2002/03 - 2012/13) (gross)



Notes

Profiles produced by The Corporate Research Team, South Gloucestershire Council. September 2013
Data collated by Strategic Planning Policy & Specialist Advice Team.

Completions - 11 year period (2002/03 - 2012/13) - by policy area (gross)

Policy areas as defined by South Gloucestershire Local Plan 2006.

Completions by type (2002/03 - 2012/13) (gross)

Mobile: Includes caravans.

Other: Anything not falling into the other three categories and is predominantly accommodation for Gypsy / Traveller and Travelling Showpeople.

Completions by source (2002/03 - 2012/13) (gross)

Conversions are existing houses and flats to new houses and flats

Change of use are changes of use of any other buildings to houses and flats e.g. agricultural barns, offices, shops, former industrial buildings.

Completions by number of bedrooms (2002/03 - 2012/13) (gross)

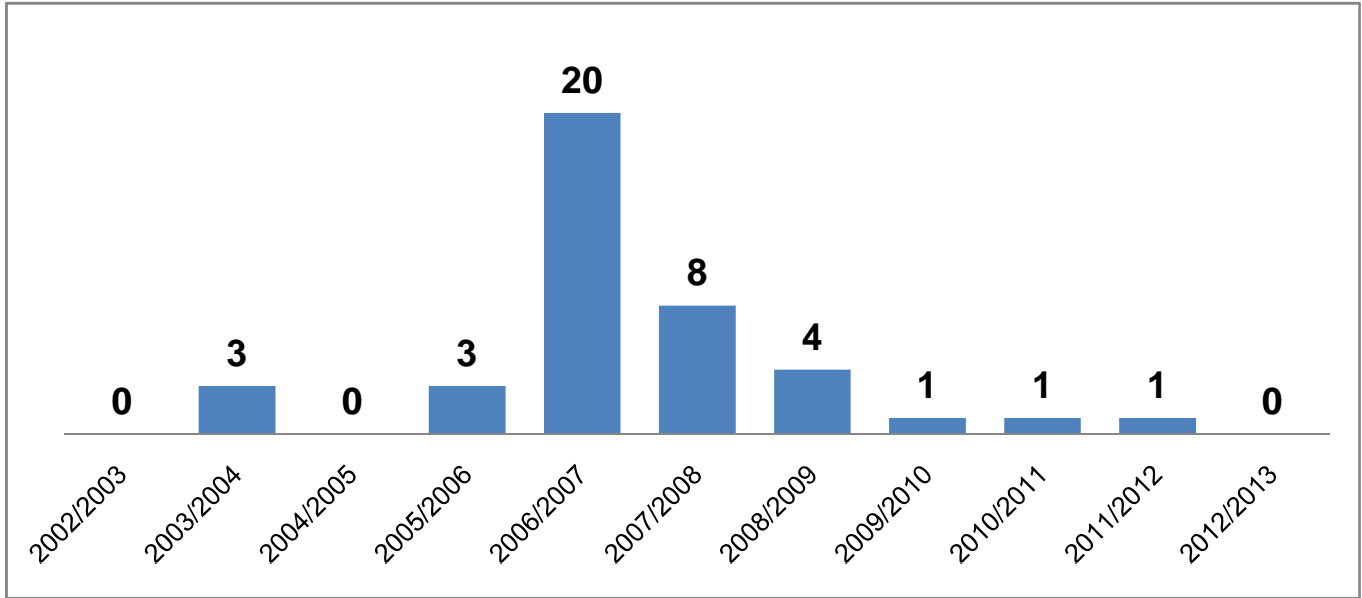
Not Known: Information not recorded.

Parish of: **Rangeworthy**

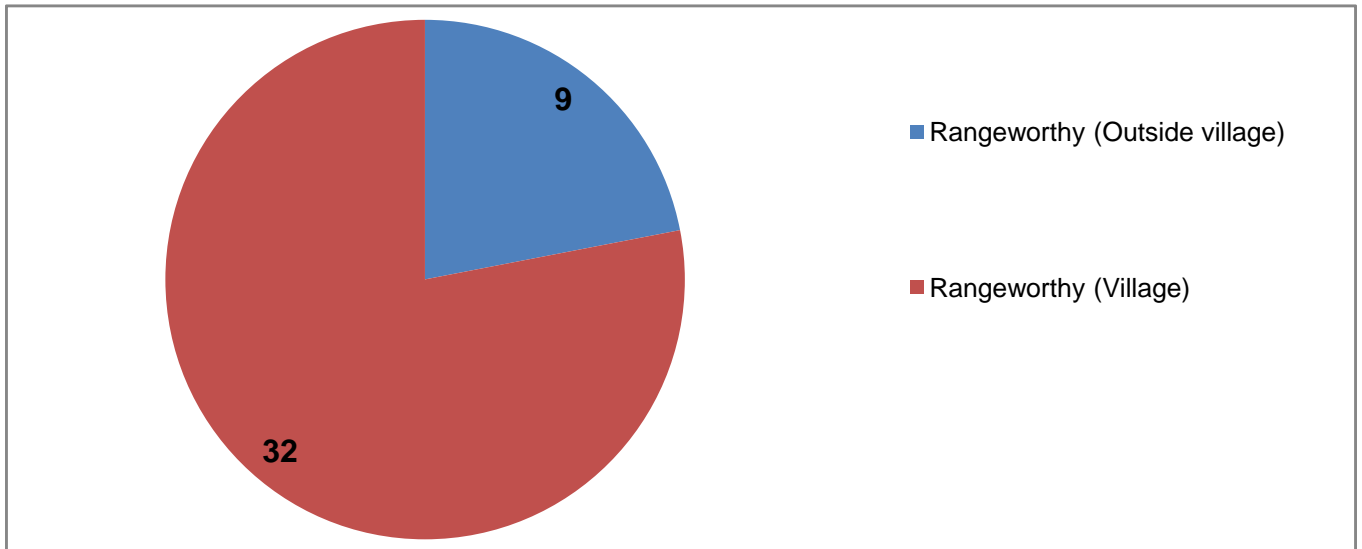
Total dwelling completions - 11 year period (2002/03 - 2012/13)

New homes built (gross):	41
Losses (through demolition or conversion):	3
Total new homes (net):	38

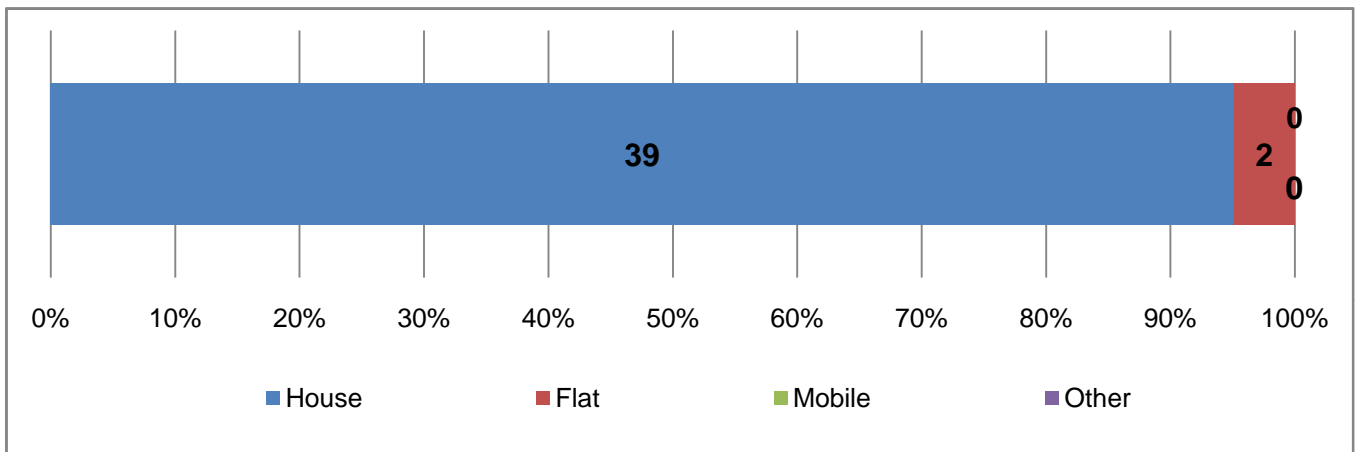
Annual dwelling completions - trend (2002/03 - 2012/13) (gross)



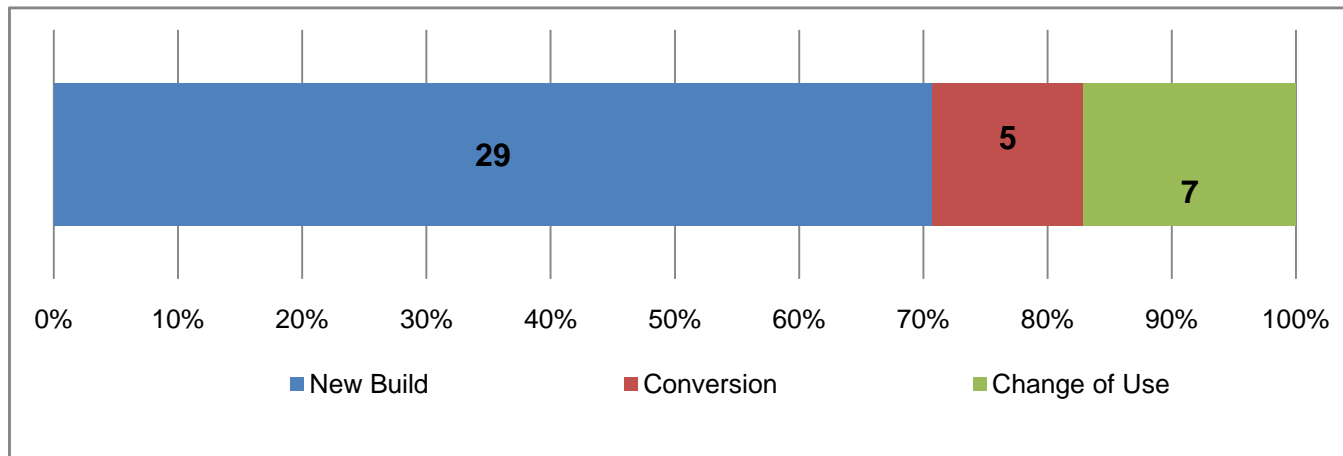
Dwelling completions - 11 year period (2002/03 - 2012/13) - by policy area (gross)



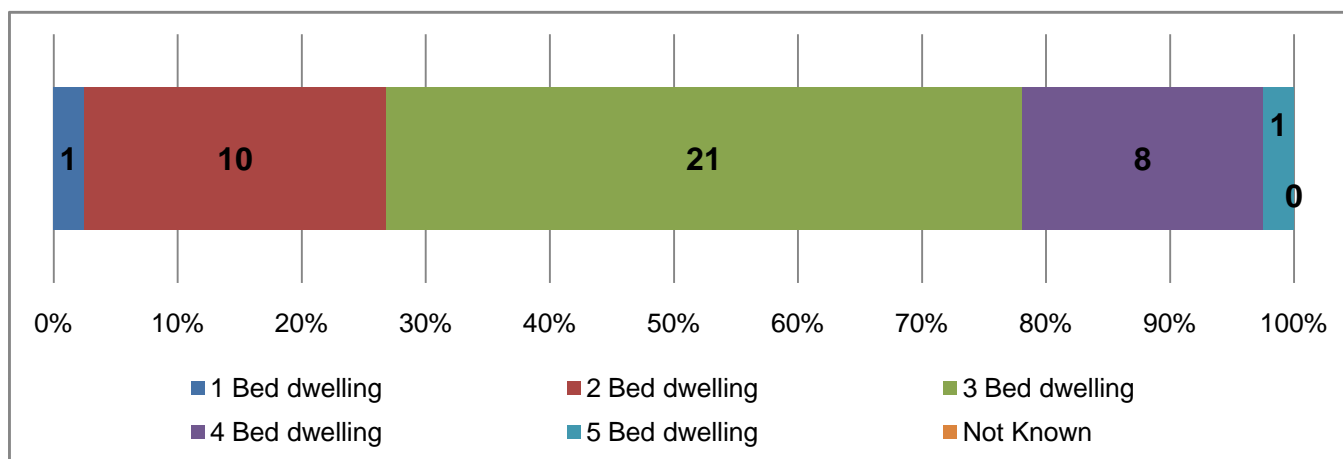
Number of dwelling completions by type (2002/03 - 2012/13) (gross)



Number of dwelling completions by source (2002/03 - 2012/13) (gross)



Number of dwelling completions by number of bedrooms (2002/03 - 2012/13) (gross)



Notes

Profiles produced by The Corporate Research Team, South Gloucestershire Council. September 2013
Data collated by Strategic Planning Policy & Specialist Advice Team.

Completions - 11 year period (2002/03 - 2012/13) - by policy area (gross)

Policy areas as defined by South Gloucestershire Local Plan 2006.

Completions by type (2002/03 - 2012/13) (gross)

Mobile: Includes caravans.

Other: Anything not falling into the other three categories and is predominantly accommodation for Gypsy / Traveller and Travelling Showpeople.

Completions by source (2002/03 - 2012/13) (gross)

Conversions are existing houses and flats to new houses and flats

Change of use are changes of use of any other buildings to houses and flats e.g. agricultural barns, offices, shops, former industrial buildings.

Completions by number of bedrooms (2002/03 - 2012/13) (gross)

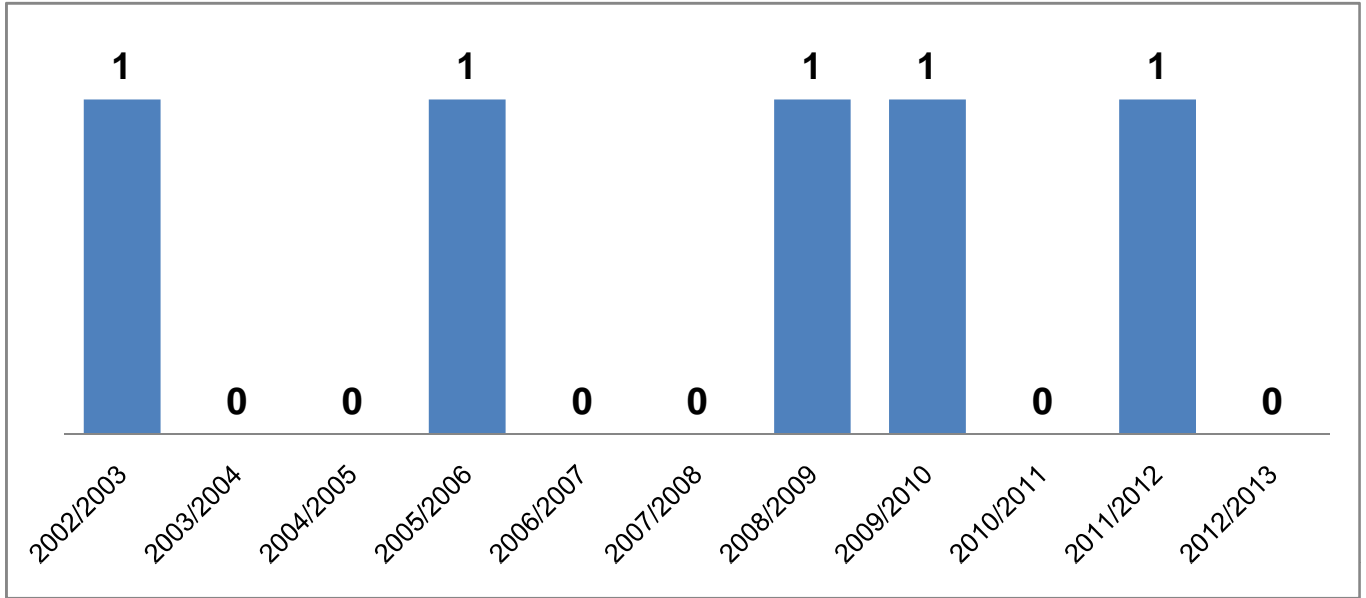
Not Known: Information not recorded.

Parish of: **Rockhampton**

Total dwelling completions - 11 year period (2002/03 - 2012/13)

New homes built (gross):	5
Losses (through demolition or conversion):	0
Total new homes (net):	5

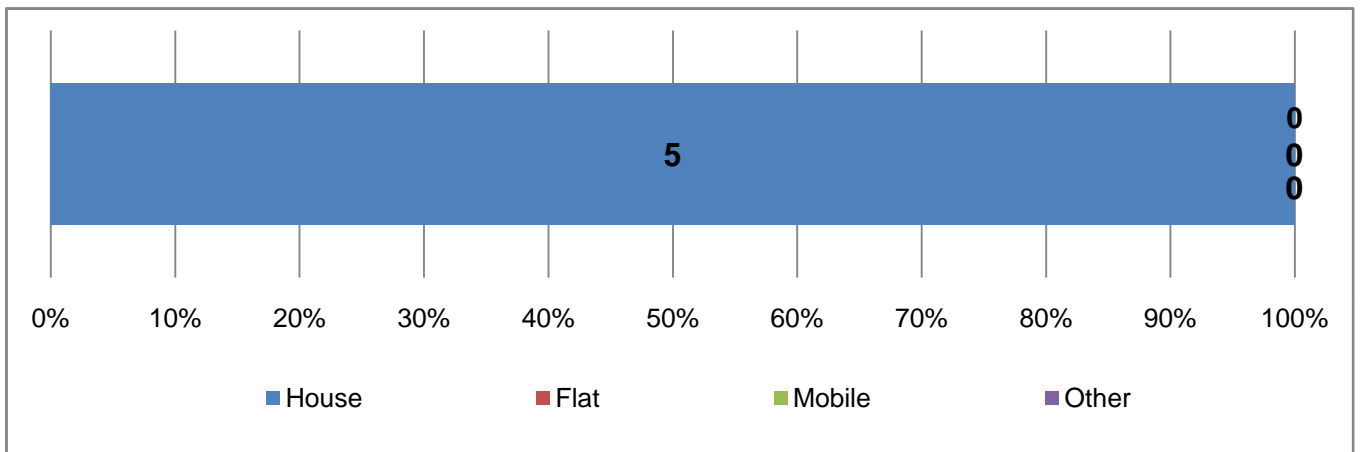
Annual dwelling completions - trend (2002/03 - 2012/13) (gross)



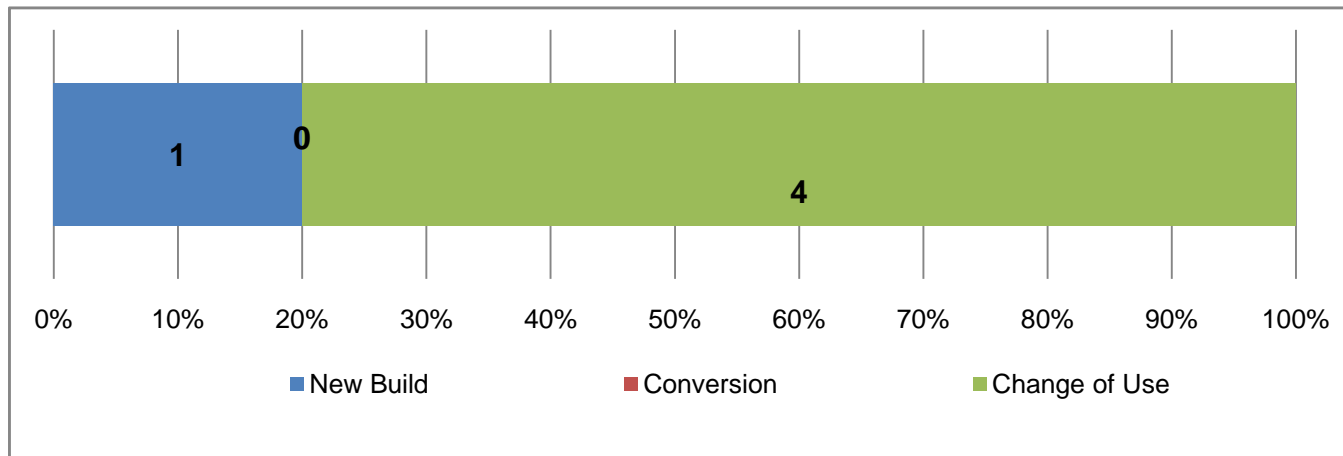
Dwelling completions - 11 year period (2002/03 - 2012/13) - by policy area (gross)



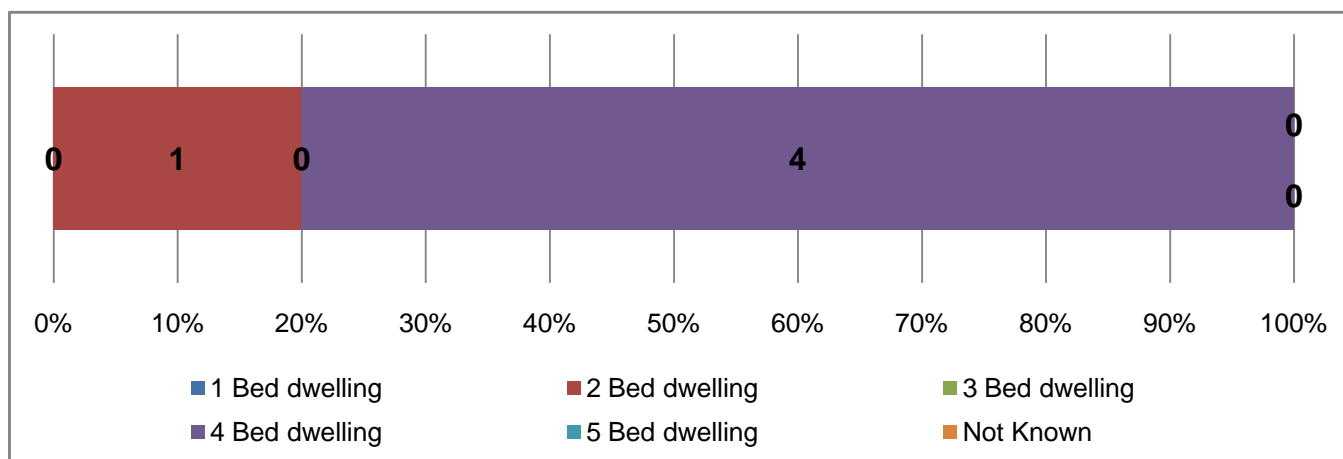
Number of dwelling completions by type (2002/03 - 2012/13) (gross)



Number of dwelling completions by source (2002/03 - 2012/13) (gross)



Number of dwelling completions by number of bedrooms (2002/03 - 2012/13) (gross)



Notes

Profiles produced by The Corporate Research Team, South Gloucestershire Council. September 2013
Data collated by Strategic Planning Policy & Specialist Advice Team.

Completions - 11 year period (2002/03 - 2012/13) - by policy area (gross)

Policy areas as defined by South Gloucestershire Local Plan 2006.

Completions by type (2002/03 - 2012/13) (gross)

Mobile: Includes caravans.

Other: Anything not falling into the other three categories and is predominantly accommodation for Gypsy / Traveller and Travelling Showpeople.

Completions by source (2002/03 - 2012/13) (gross)

Conversions are existing houses and flats to new houses and flats

Change of use are changes of use of any other buildings to houses and flats e.g. agricultural barns, offices, shops, former industrial buildings.

Completions by number of bedrooms (2002/03 - 2012/13) (gross)

Not Known: Information not recorded.

New home statistics for parishes - (2002/03 - 2012/13)

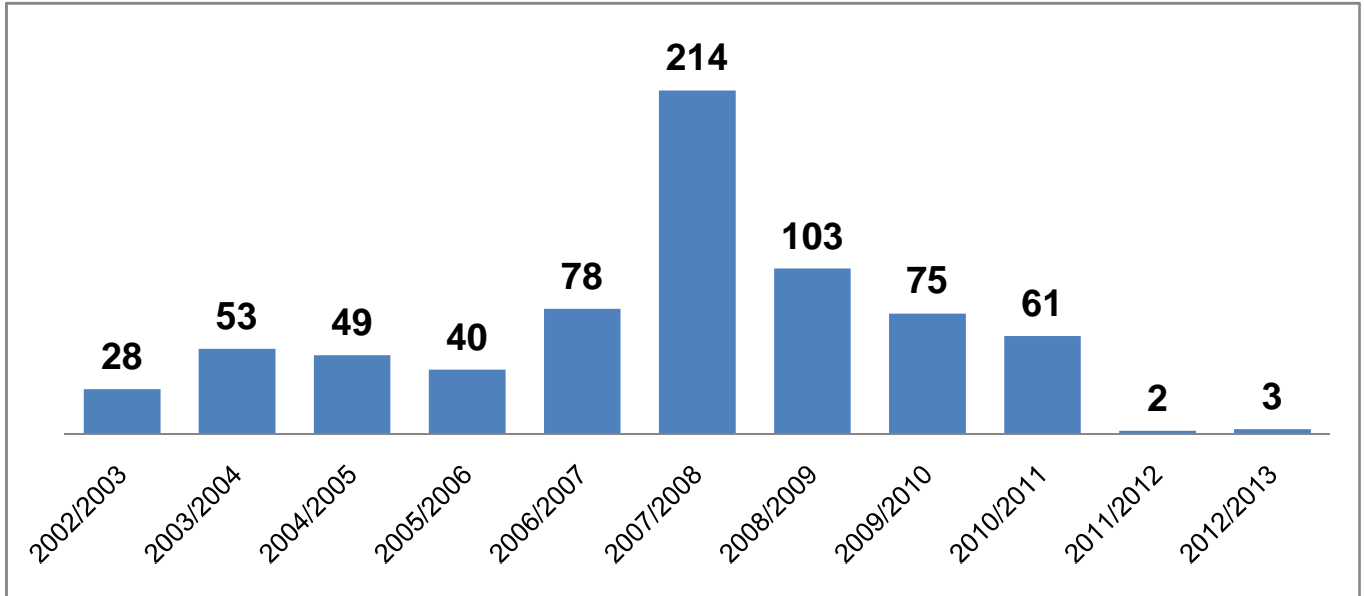
Profiles produced by The Corporate Research Team, South Gloucestershire Council. September 2013
Data collated by Strategic Planning Policy & Specialist Advice Team.

Parish of: **Siston**

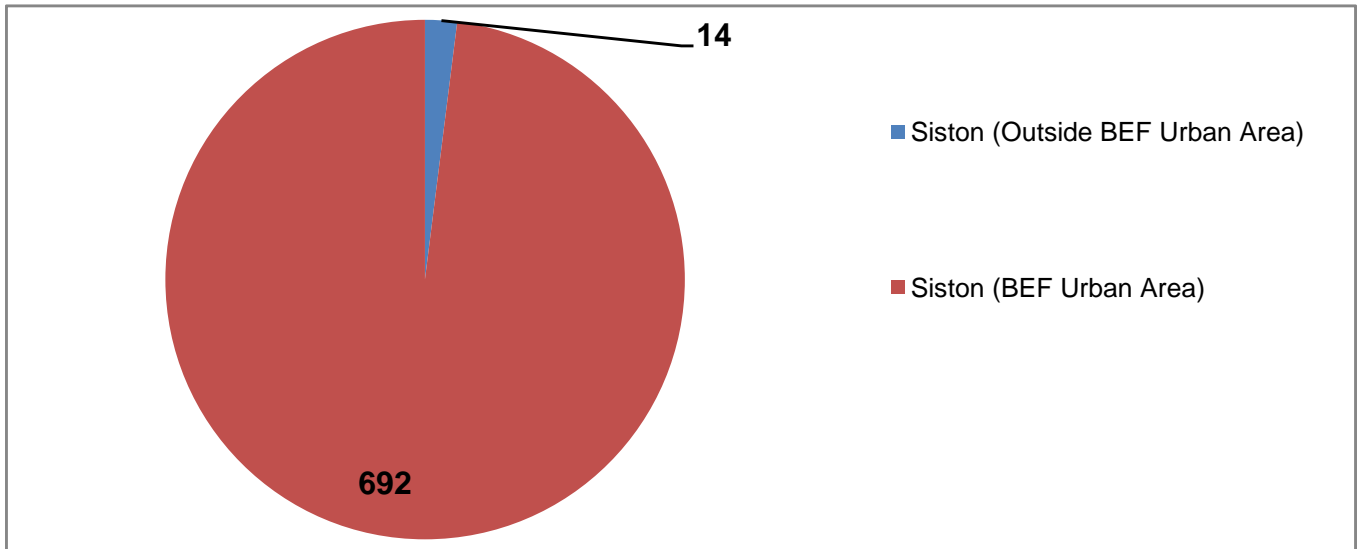
Total dwelling completions - 11 year period (2002/03 - 2012/13)

New homes built (gross):	706
Losses (through demolition or conversion):	7
Total new homes (net):	699

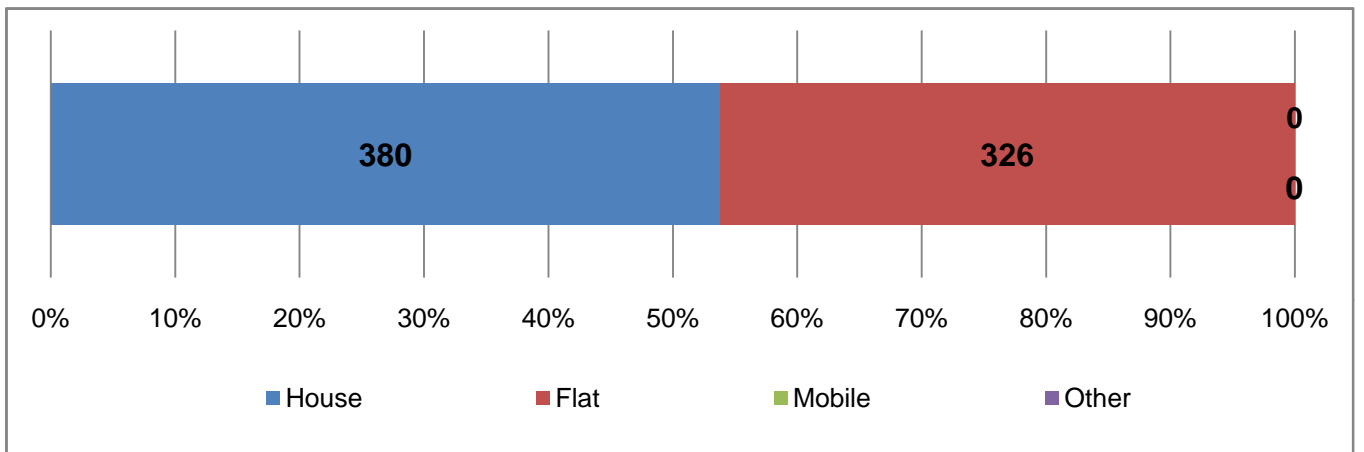
Annual dwelling completions - trend (2002/03 - 2012/13) (gross)



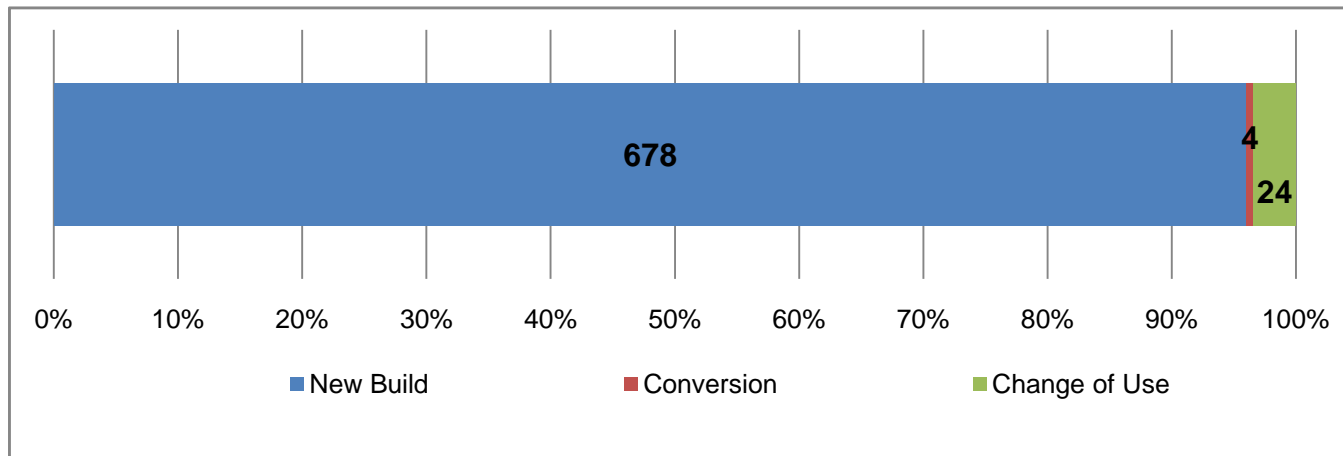
Dwelling completions - 11 year period (2002/03 - 2012/13) - by policy area (gross)



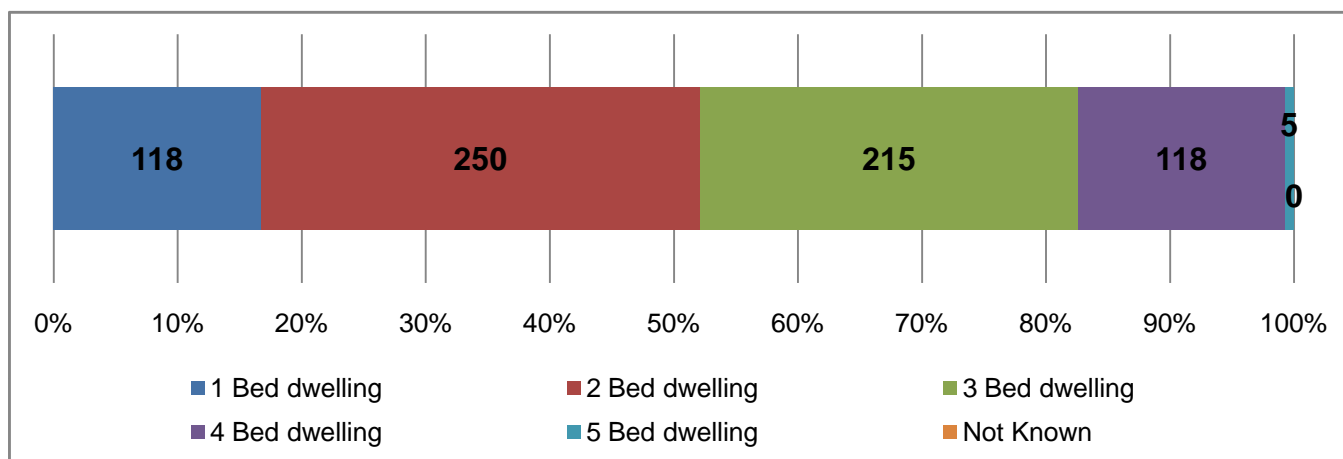
Number of dwelling completions by type (2002/03 - 2012/13) (gross)



Number of dwelling completions by source (2002/03 - 2012/13) (gross)



Number of dwelling completions by number of bedrooms (2002/03 - 2012/13) (gross)



Notes

Profiles produced by The Corporate Research Team, South Gloucestershire Council. September 2013
Data collated by Strategic Planning Policy & Specialist Advice Team.

Completions - 11 year period (2002/03 - 2012/13) - by policy area (gross)

Policy areas as defined by South Gloucestershire Local Plan 2006.

Completions by type (2002/03 - 2012/13) (gross)

Mobile: Includes caravans.

Other: Anything not falling into the other three categories and is predominantly accommodation for Gypsy / Traveller and Travelling Showpeople.

Completions by source (2002/03 - 2012/13) (gross)

Conversions are existing houses and flats to new houses and flats

Change of use are changes of use of any other buildings to houses and flats e.g. agricultural barns, offices, shops, former industrial buildings.

Completions by number of bedrooms (2002/03 - 2012/13) (gross)

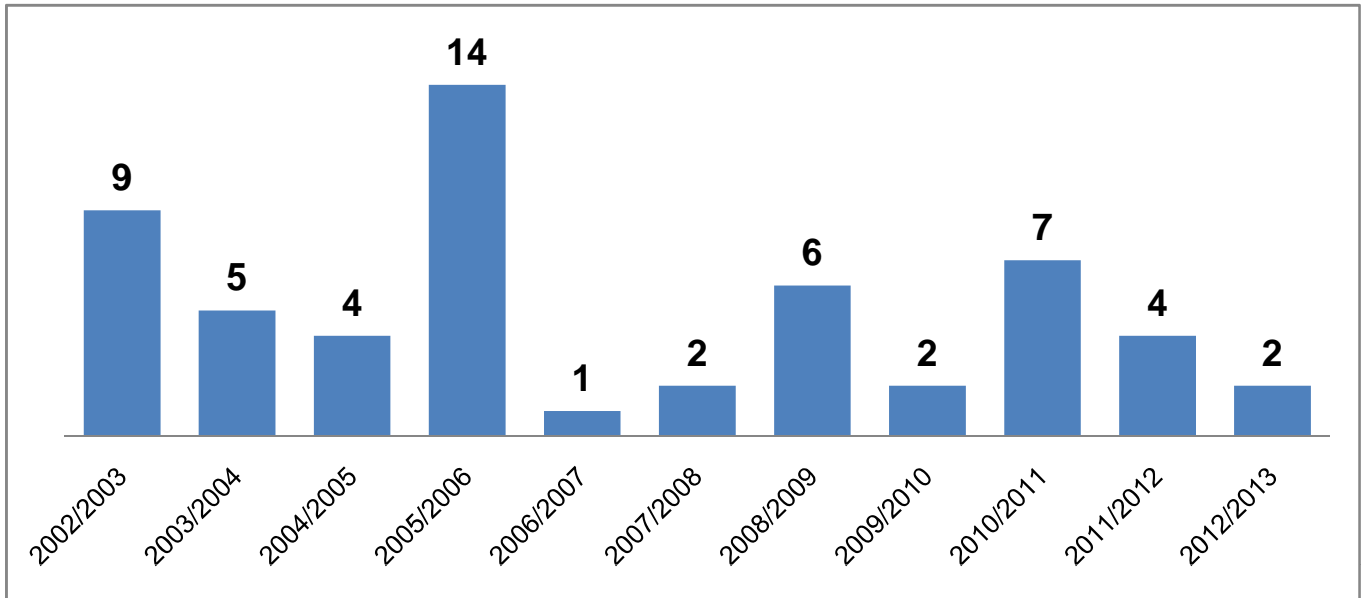
Not Known: Information not recorded.

Parish of: **Sodbury**

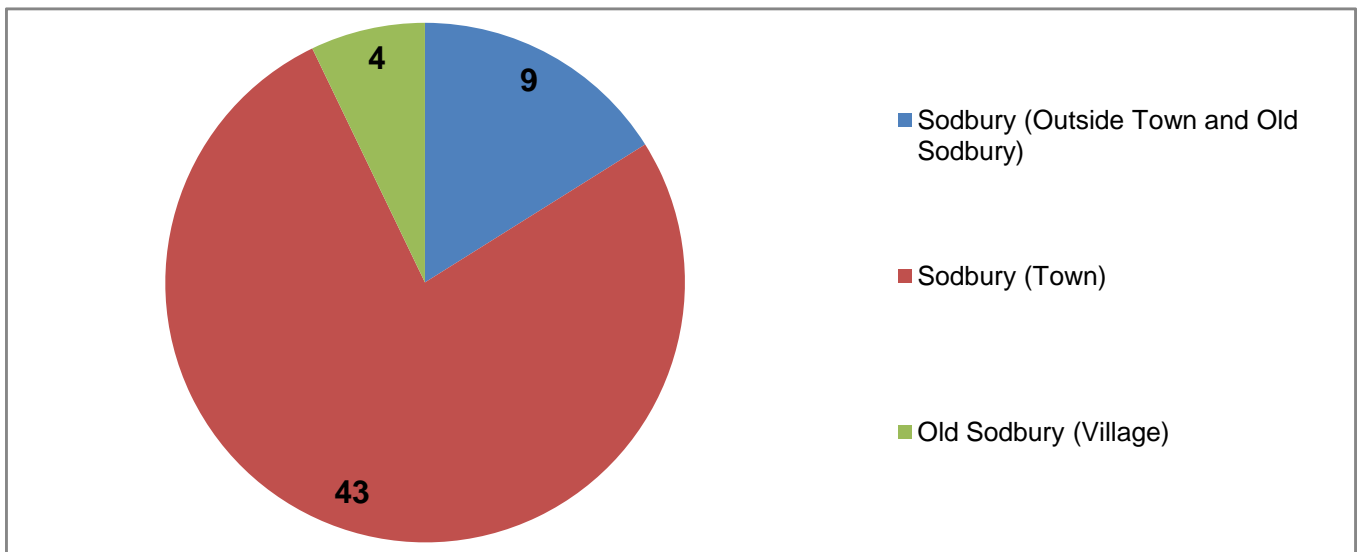
Total dwelling completions - 11 year period (2002/03 - 2012/13)

New homes built (gross):	56
Losses (through demolition or conversion):	8
Total new homes (net):	48

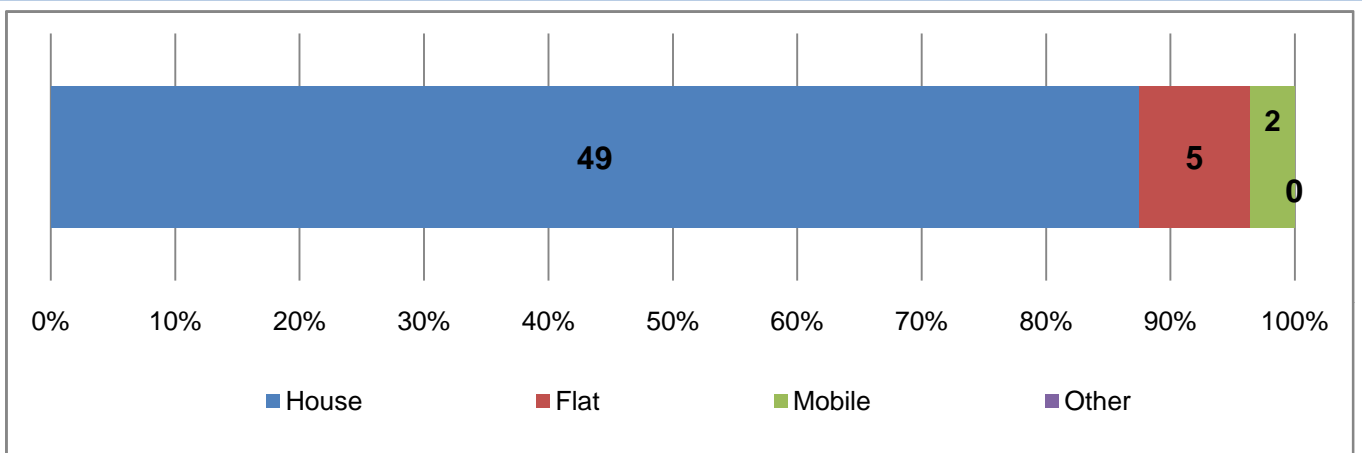
Annual dwelling completions - trend (2002/03 - 2012/13) (gross)



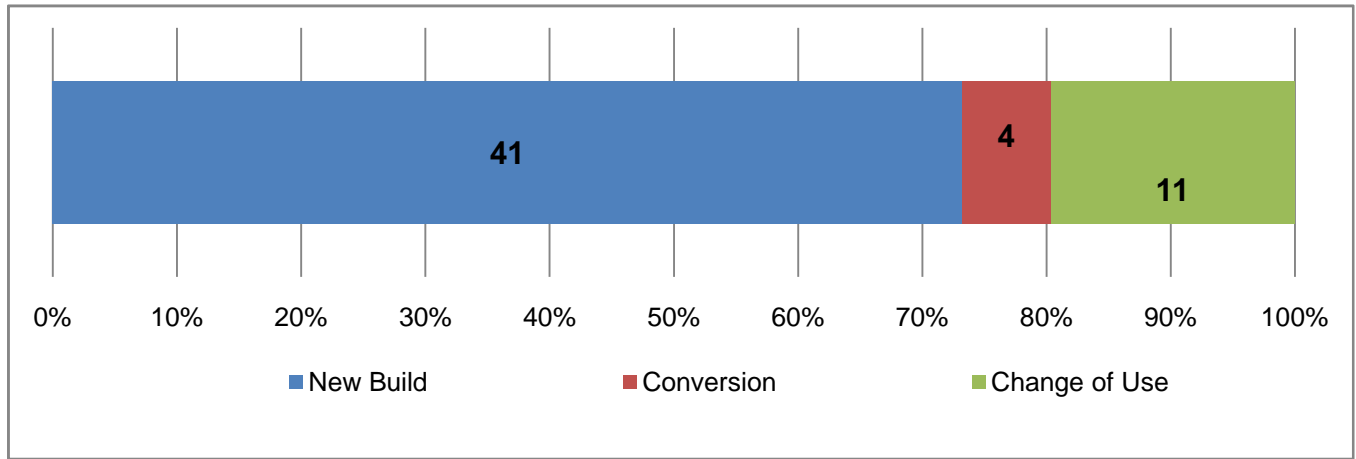
Dwelling completions - 11 year period (2002/03 - 2012/13) - by policy area (gross)



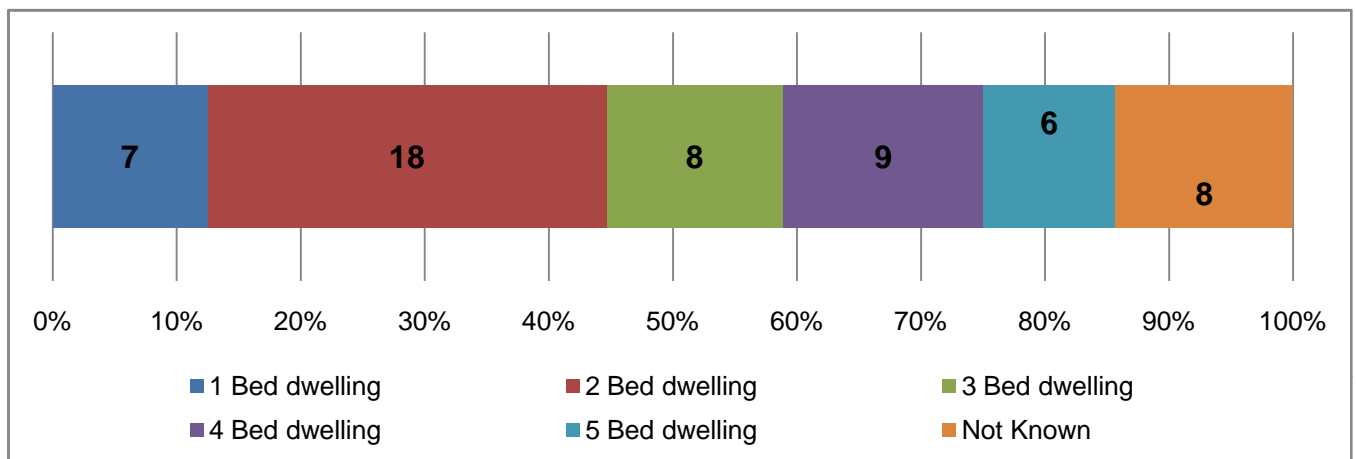
Number of dwelling completions by type (2002/03 - 2012/13) (gross)



Number of dwelling completions by source (2002/03 - 2012/13) (gross)



Number of dwelling completions by number of bedrooms (2002/03 - 2012/13) (gross)



Notes

Profiles produced by The Corporate Research Team, South Gloucestershire Council. September 2013
Data collated by Strategic Planning Policy & Specialist Advice Team.

Completions - 11 year period (2002/03 - 2012/13) - by policy area (gross)

Policy areas as defined by South Gloucestershire Local Plan 2006.

Completions by type (2002/03 - 2012/13) (gross)

Mobile: Includes caravans.

Other: Anything not falling into the other three categories and is predominantly accommodation for Gypsy / Traveller and Travelling Showpeople.

Completions by source (2002/03 - 2012/13) (gross)

Conversions are existing houses and flats to new houses and flats

Change of use are changes of use of any other buildings to houses and flats e.g. agricultural barns, offices, shops, former industrial buildings.

Completions by number of bedrooms (2002/03 - 2012/13) (gross)

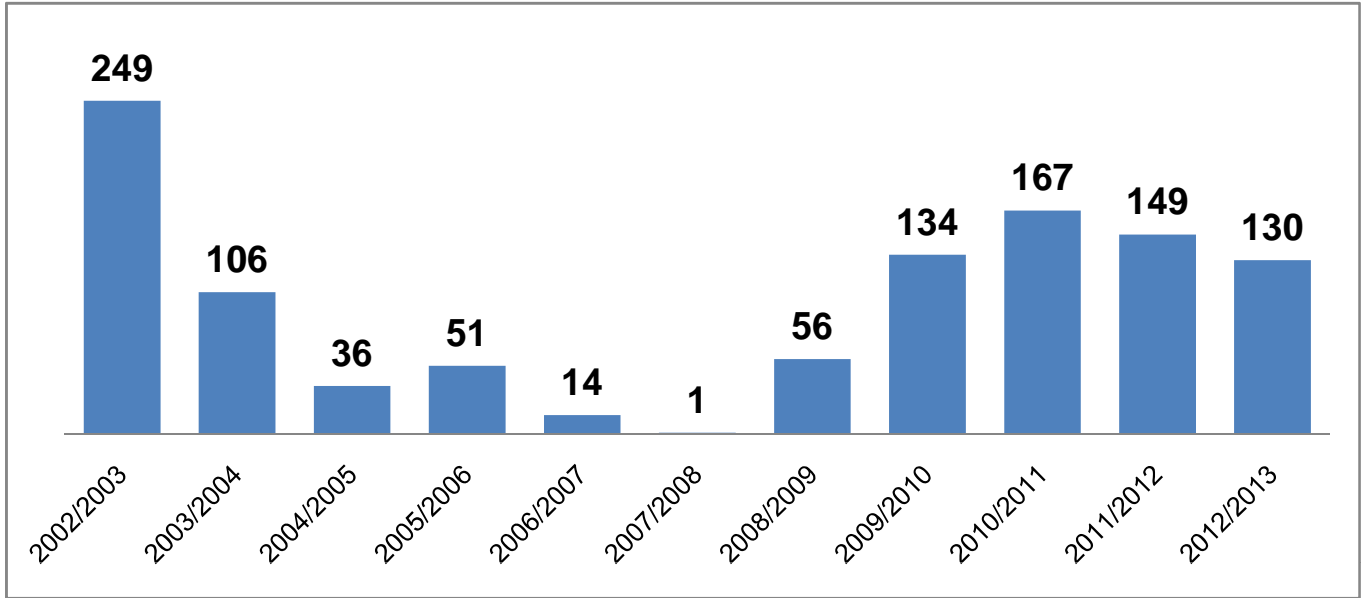
Not Known: Information not recorded.

Parish of: **Stoke Gifford**

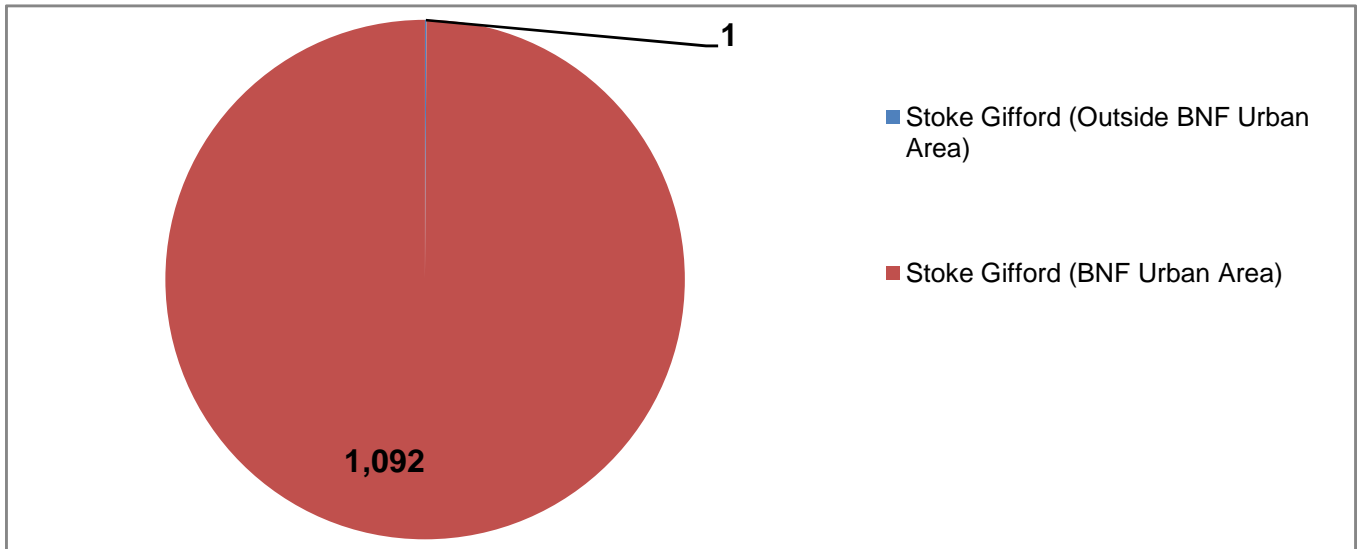
Total dwelling completions - 11 year period (2002/03 - 2012/13)

New homes built (gross):	1,093
Losses (through demolition or conversion):	15
Total new homes (net):	1,078

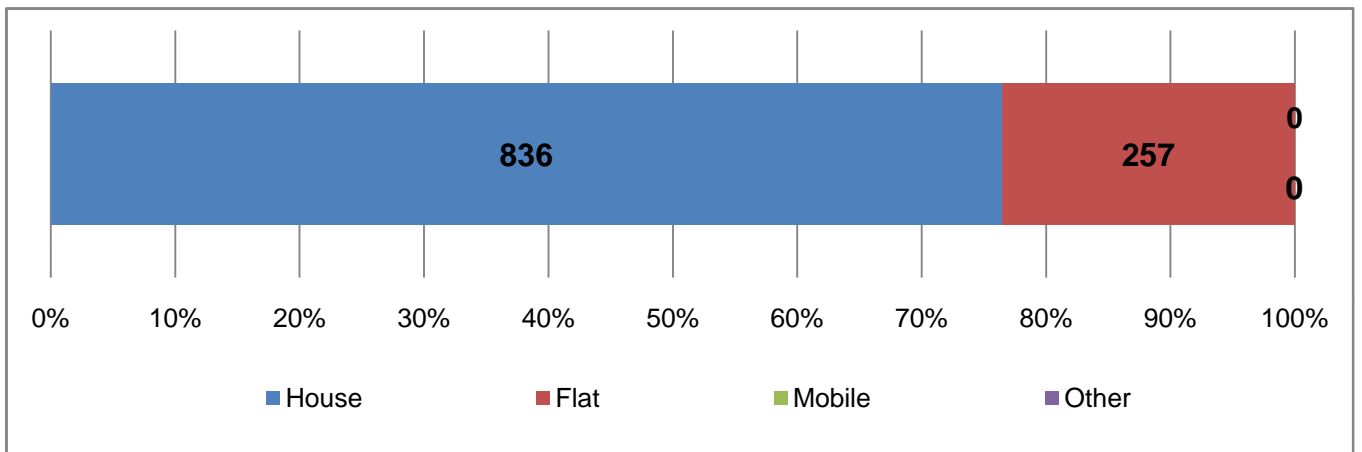
Annual dwelling completions - trend (2002/03 - 2012/13) (gross)



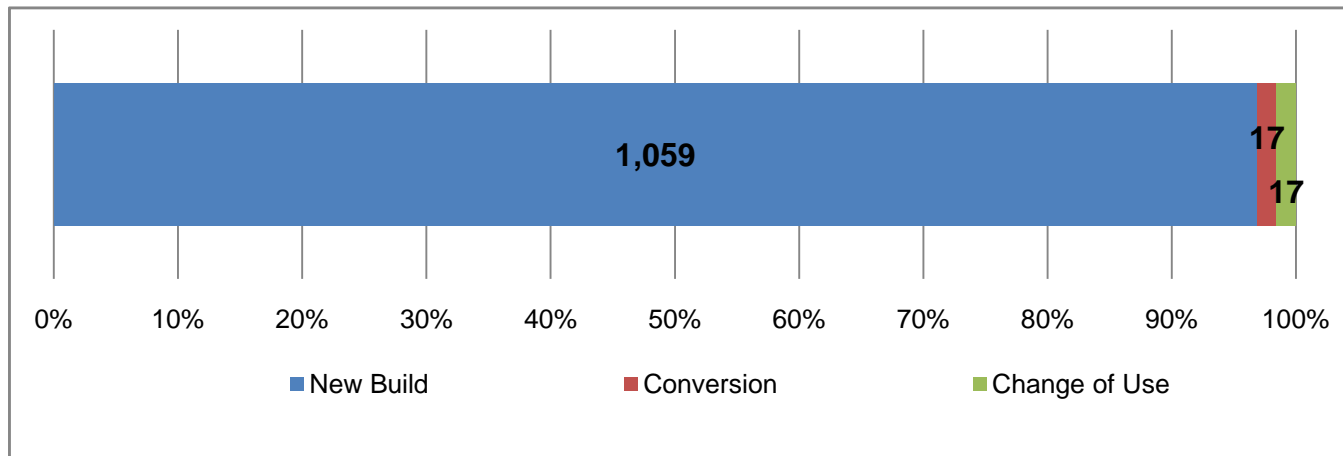
Dwelling completions - 11 year period (2002/03 - 2012/13) - by policy area (gross)



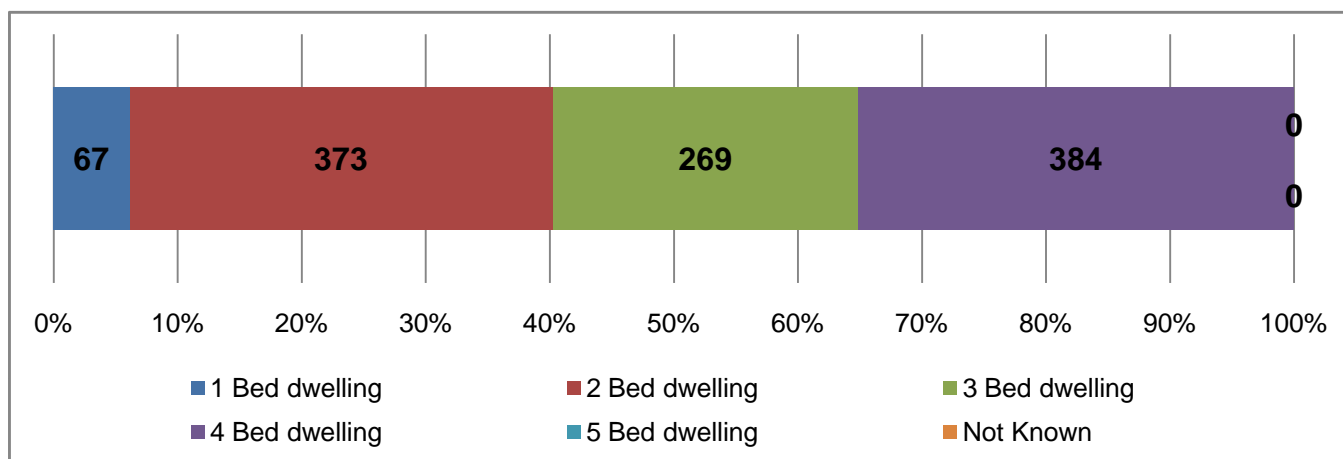
Number of dwelling completions by type (2002/03 - 2012/13) (gross)



Number of dwelling completions by source (2002/03 - 2012/13) (gross)



Number of dwelling completions by number of bedrooms (2002/03 - 2012/13) (gross)



Notes

Profiles produced by The Corporate Research Team, South Gloucestershire Council. September 2013
Data collated by Strategic Planning Policy & Specialist Advice Team.

Completions - 11 year period (2002/03 - 2012/13) - by policy area (gross)

Policy areas as defined by South Gloucestershire Local Plan 2006.

Completions by type (2002/03 - 2012/13) (gross)

Mobile: Includes caravans.

Other: Anything not falling into the other three categories and is predominantly accommodation for Gypsy / Traveller and Travelling Showpeople.

Completions by source (2002/03 - 2012/13) (gross)

Conversions are existing houses and flats to new houses and flats

Change of use are changes of use of any other buildings to houses and flats e.g. agricultural barns, offices, shops, former industrial buildings.

Completions by number of bedrooms (2002/03 - 2012/13) (gross)

Not Known: Information not recorded.

New home statistics for parishes - (2002/03 - 2012/13)

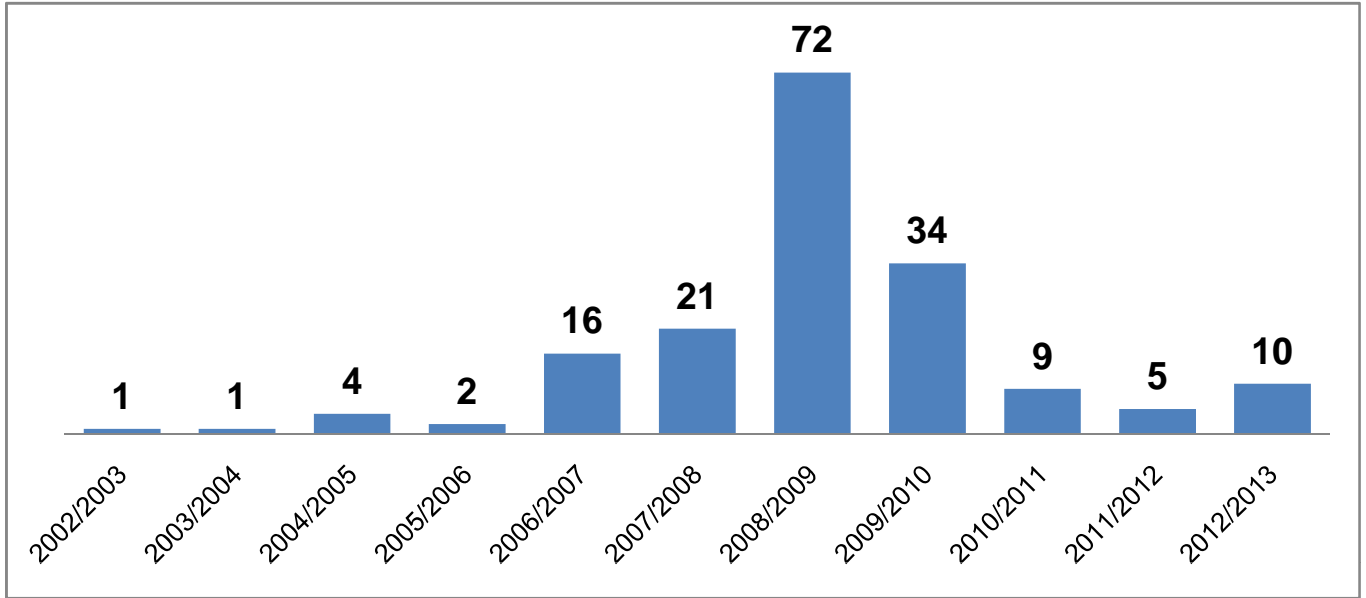
Profiles produced by The Corporate Research Team, South Gloucestershire Council. September 2013
Data collated by Strategic Planning Policy & Specialist Advice Team.

Parish of: **Thornbury**

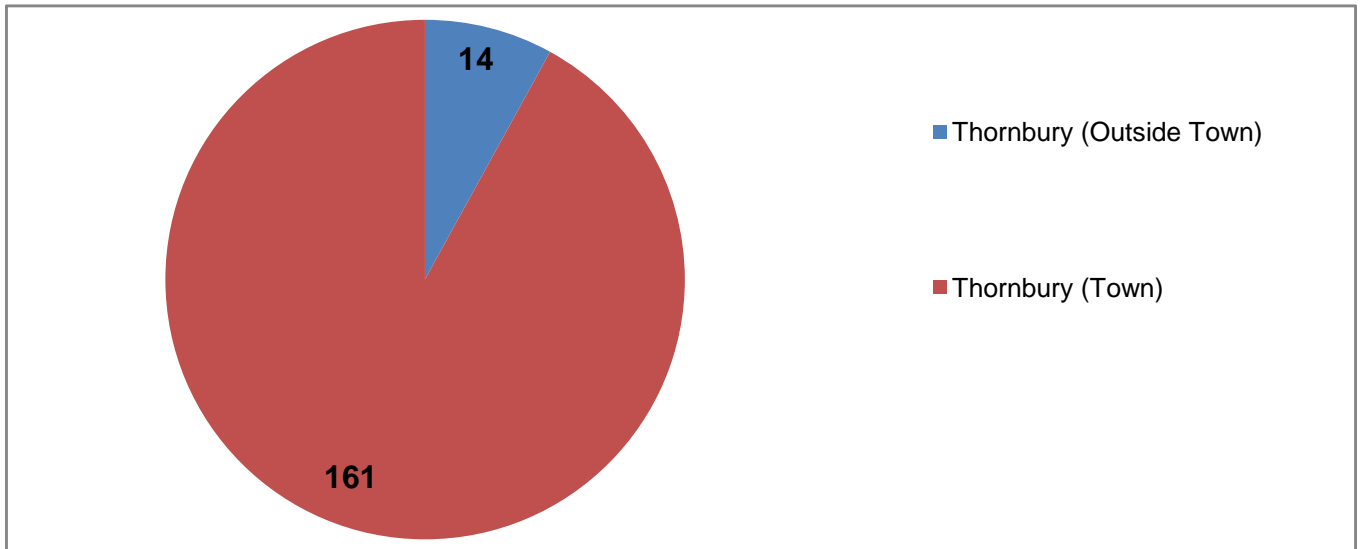
Total dwelling completions - 11 year period (2002/03 - 2012/13)

New homes built (gross):	175
Losses (through demolition or conversion):	11
Total new homes (net):	164

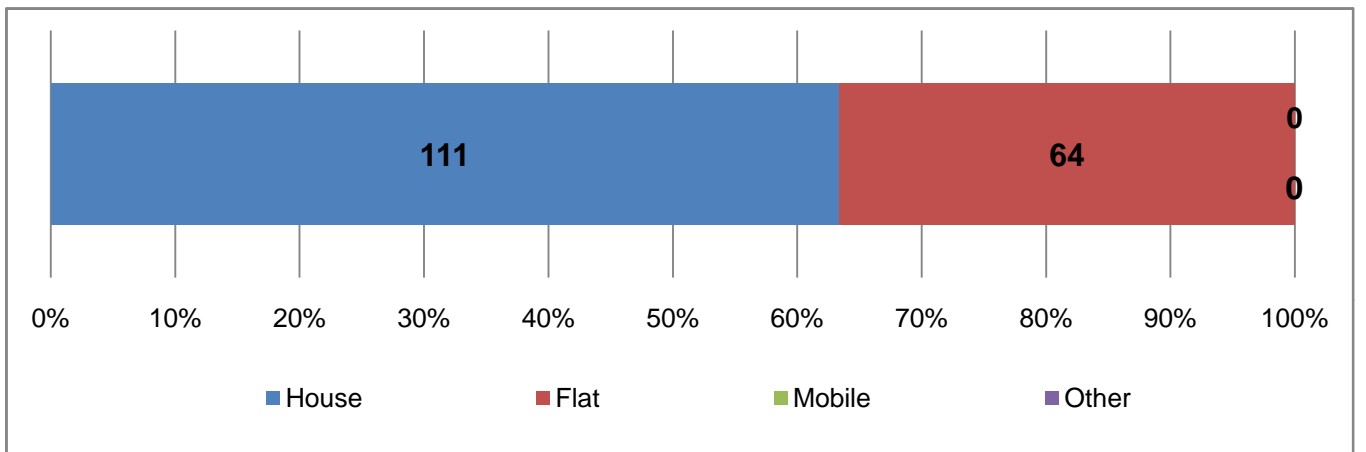
Annual dwelling completions - trend (2002/03 - 2012/13) (gross)



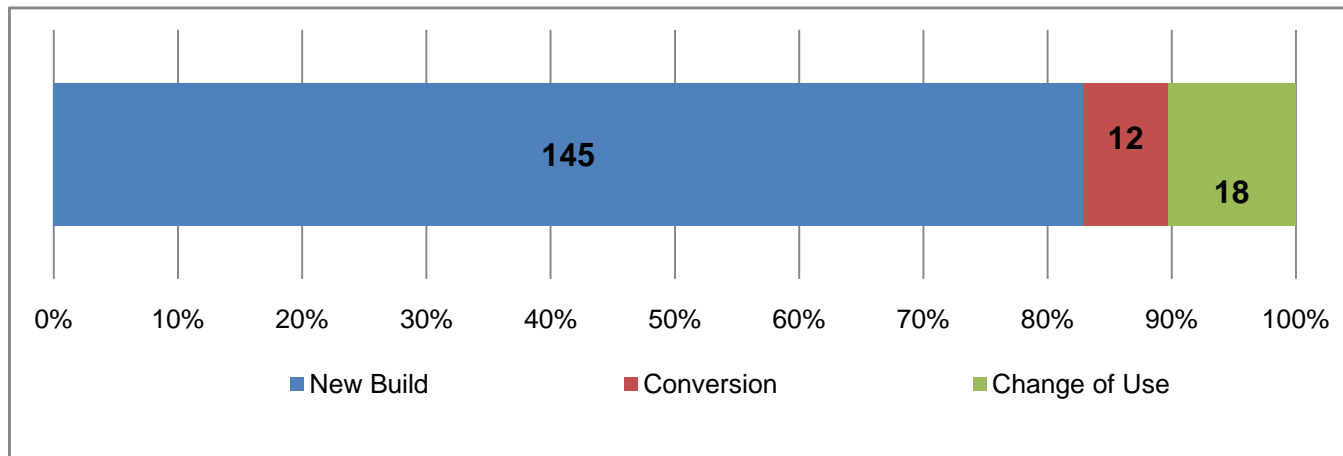
Dwelling completions - 11 year period (2002/03 - 2012/13) - by policy area (gross)



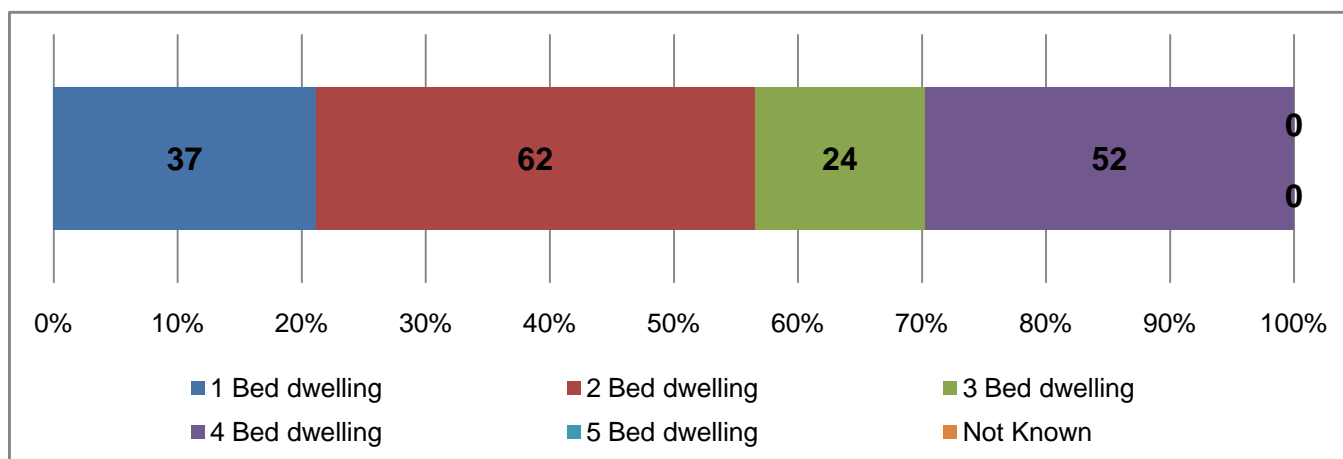
Number of dwelling completions by type (2002/03 - 2012/13) (gross)



Number of dwelling completions by source (2002/03 - 2012/13) (gross)



Number of dwelling completions by number of bedrooms (2002/03 - 2012/13) (gross)



Notes

Profiles produced by The Corporate Research Team, South Gloucestershire Council. September 2013
Data collated by Strategic Planning Policy & Specialist Advice Team.

Completions - 11 year period (2002/03 - 2012/13) - by policy area (gross)

Policy areas as defined by South Gloucestershire Local Plan 2006.

Completions by type (2002/03 - 2012/13) (gross)

Mobile: Includes caravans.

Other: Anything not falling into the other three categories and is predominantly accommodation for Gypsy / Traveller and Travelling Showpeople.

Completions by source (2002/03 - 2012/13) (gross)

Conversions are existing houses and flats to new houses and flats

Change of use are changes of use of any other buildings to houses and flats e.g. agricultural barns, offices, shops, former industrial buildings.

Completions by number of bedrooms (2002/03 - 2012/13) (gross)

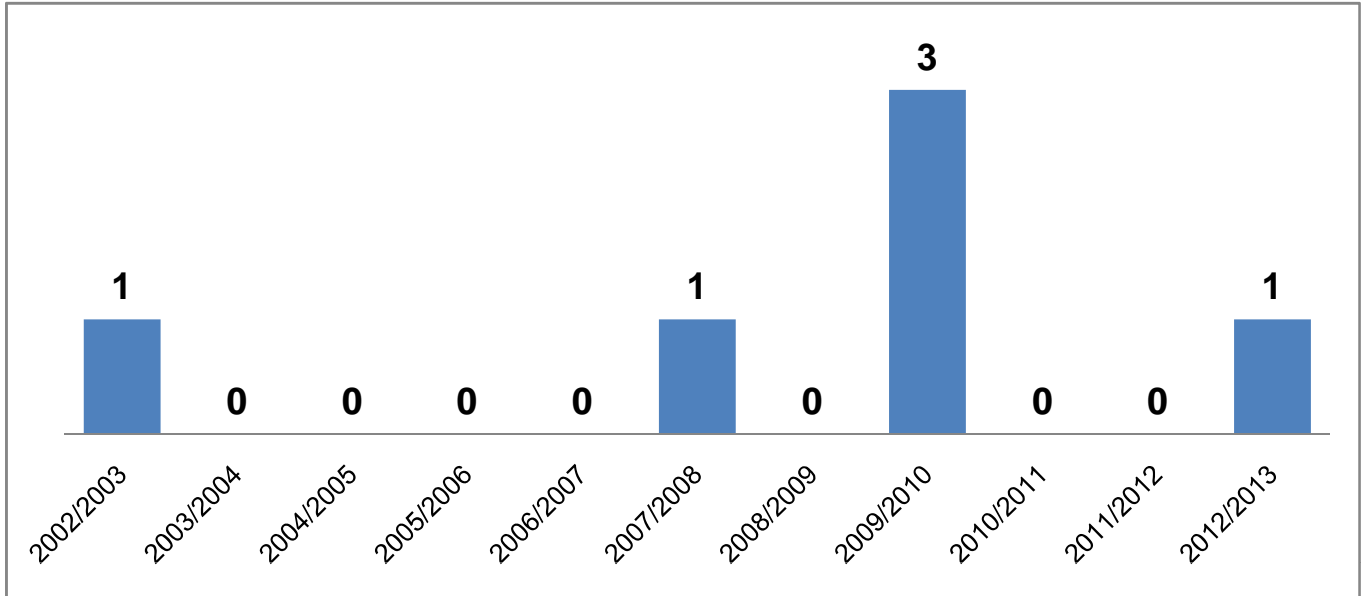
Not Known: Information not recorded.

Parish of: **Tormarton**

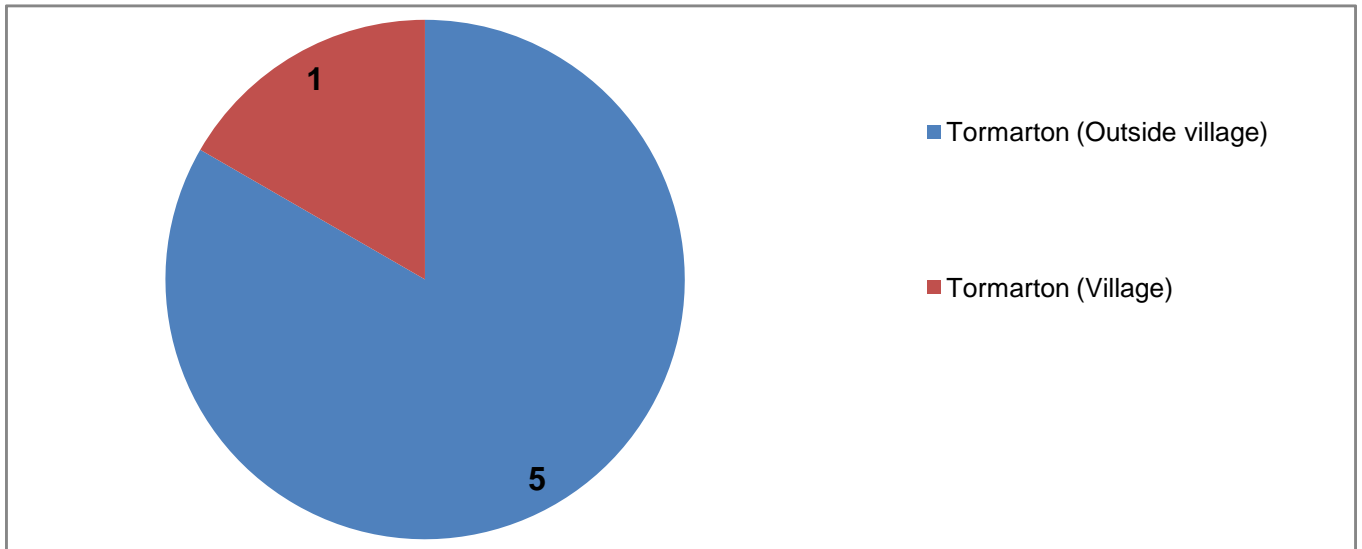
Total dwelling completions - 11 year period (2002/03 - 2012/13)

New homes built (gross):	6
Losses (through demolition or conversion):	1
Total new homes (net):	5

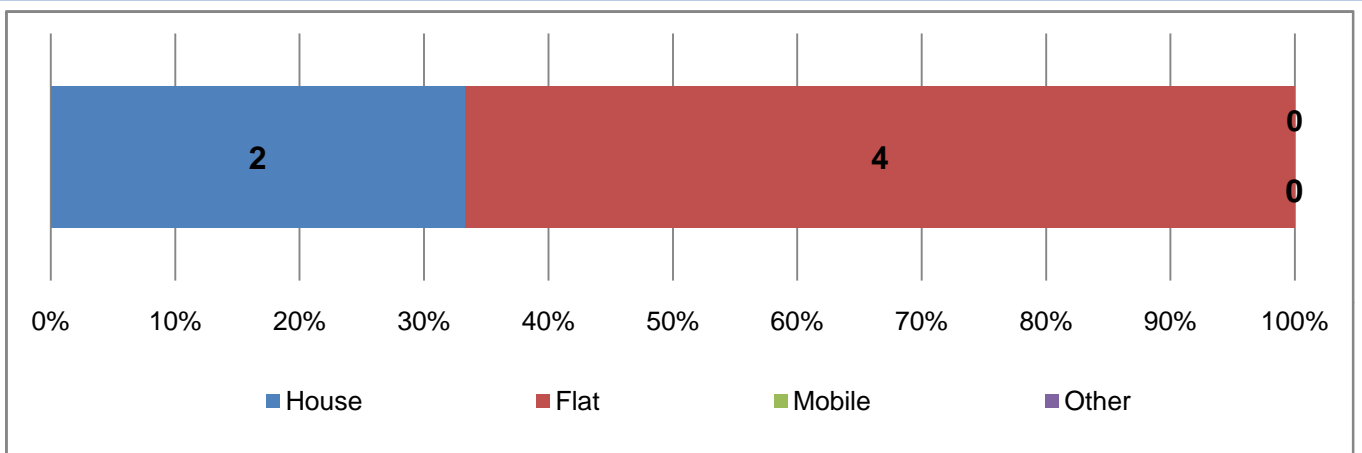
Annual dwelling completions - trend (2002/03 - 2012/13) (gross)



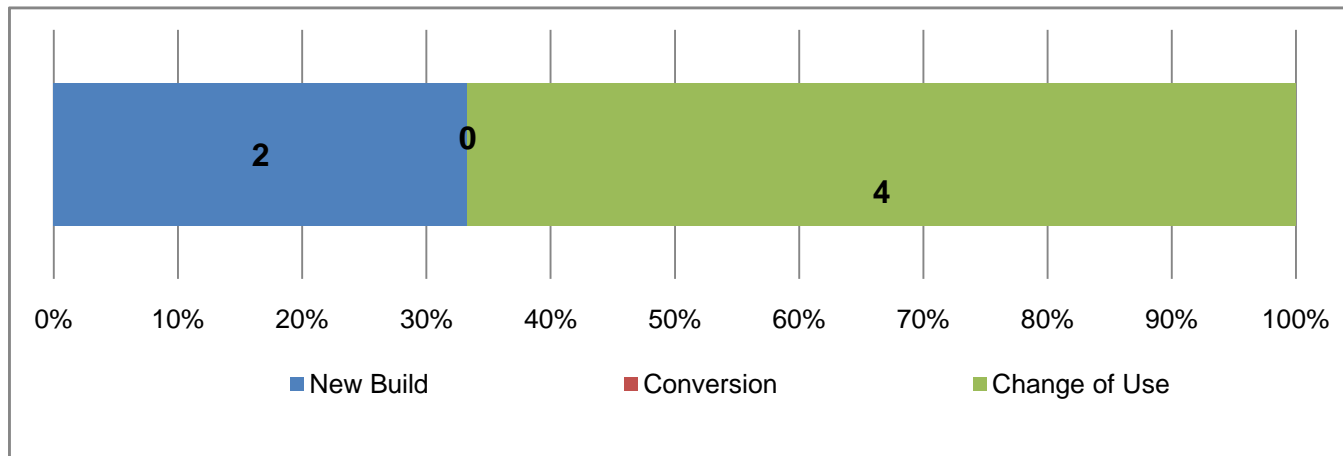
Dwelling completions - 11 year period (2002/03 - 2012/13) - by policy area (gross)



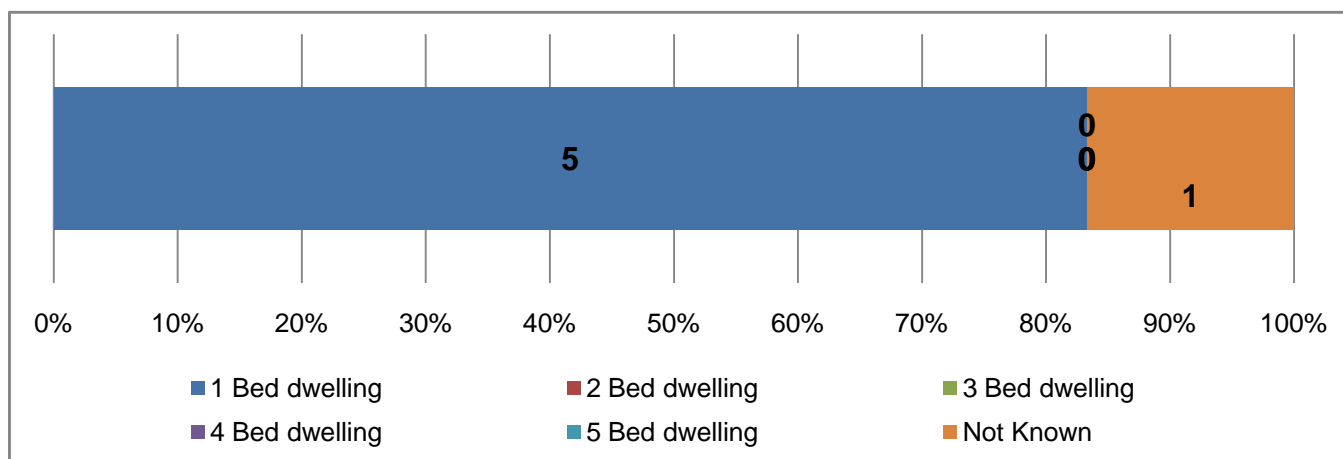
Number of dwelling completions by type (2002/03 - 2012/13) (gross)



Number of dwelling completions by source (2002/03 - 2012/13) (gross)



Number of dwelling completions by number of bedrooms (2002/03 - 2012/13) (gross)



Notes

Profiles produced by The Corporate Research Team, South Gloucestershire Council. September 2013
Data collated by Strategic Planning Policy & Specialist Advice Team.

Completions - 11 year period (2002/03 - 2012/13) - by policy area (gross)

Policy areas as defined by South Gloucestershire Local Plan 2006.

Completions by type (2002/03 - 2012/13) (gross)

Mobile: Includes caravans.

Other: Anything not falling into the other three categories and is predominantly accommodation for Gypsy / Traveller and Travelling Showpeople.

Completions by source (2002/03 - 2012/13) (gross)

Conversions are existing houses and flats to new houses and flats

Change of use are changes of use of any other buildings to houses and flats e.g. agricultural barns, offices, shops, former industrial buildings.

Completions by number of bedrooms (2002/03 - 2012/13) (gross)

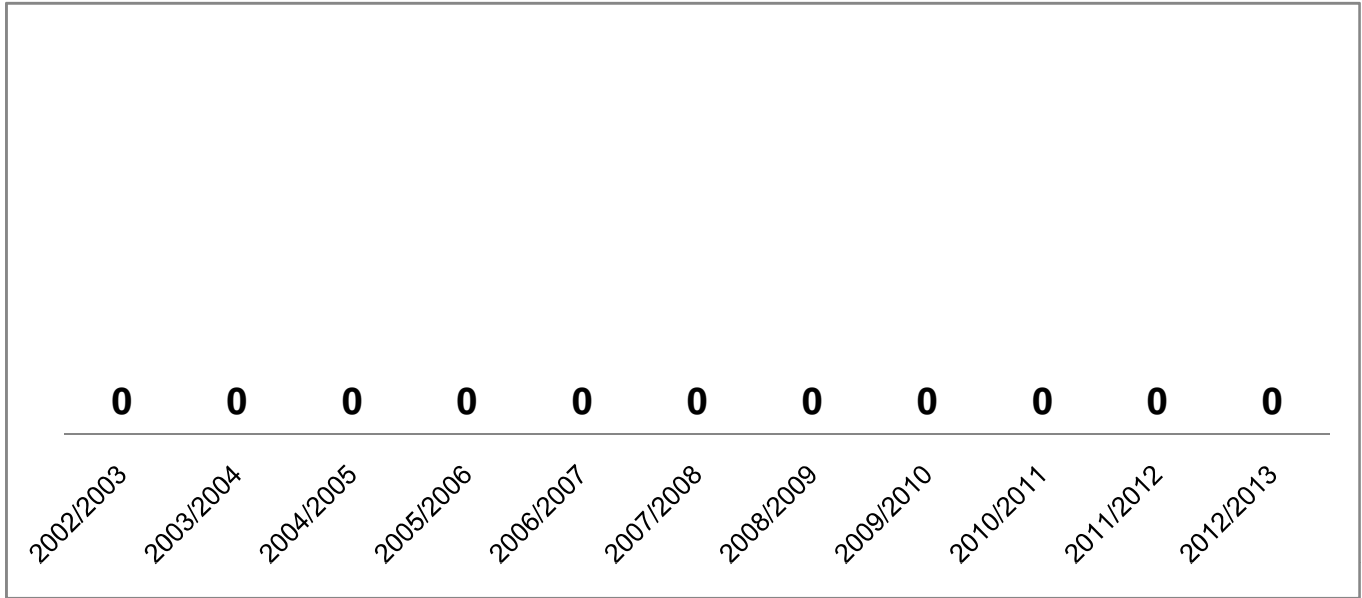
Not Known: Information not recorded.

Parish of: **Tortworth**

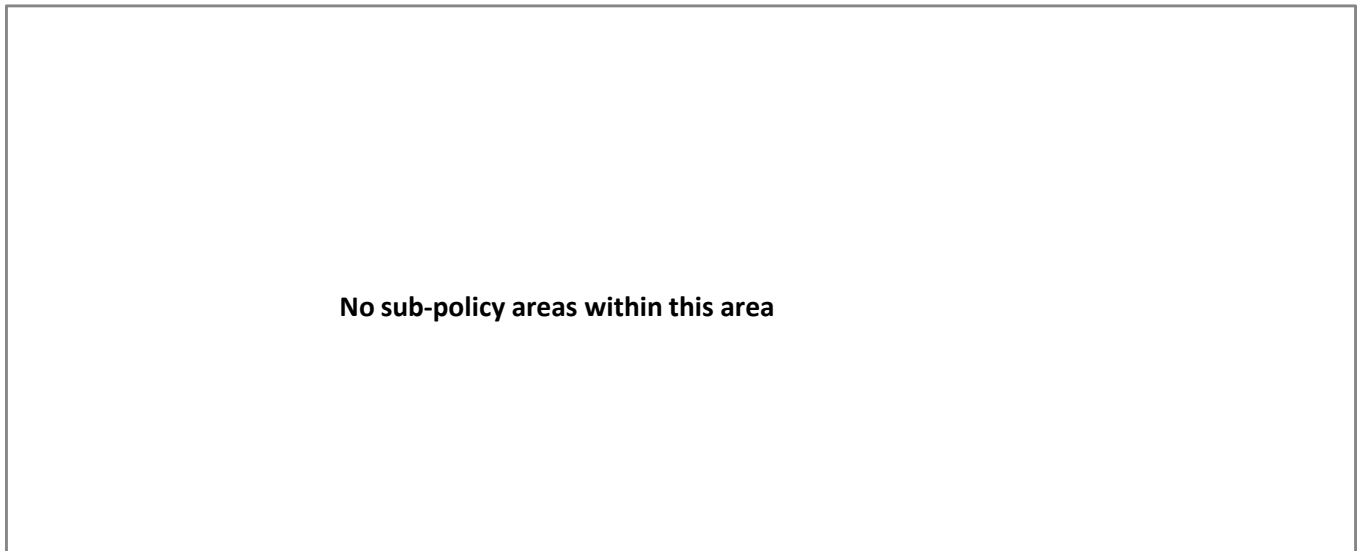
Total dwelling completions - 11 year period (2002/03 - 2012/13)

New homes built (gross):	0
Losses (through demolition or conversion):	0
Total new homes (net):	0

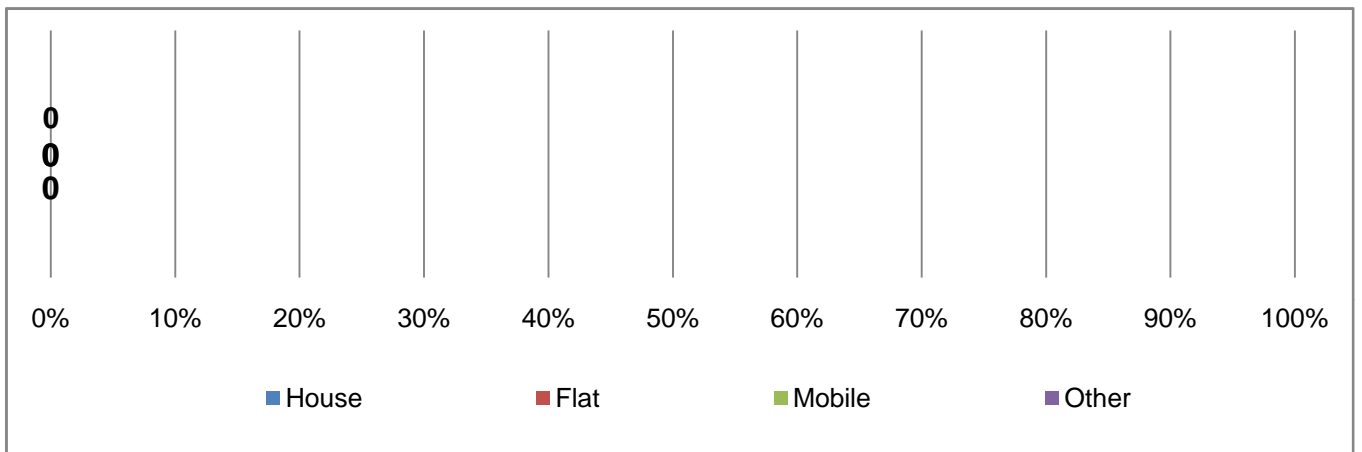
Annual dwelling completions - trend (2002/03 - 2012/13) (gross)



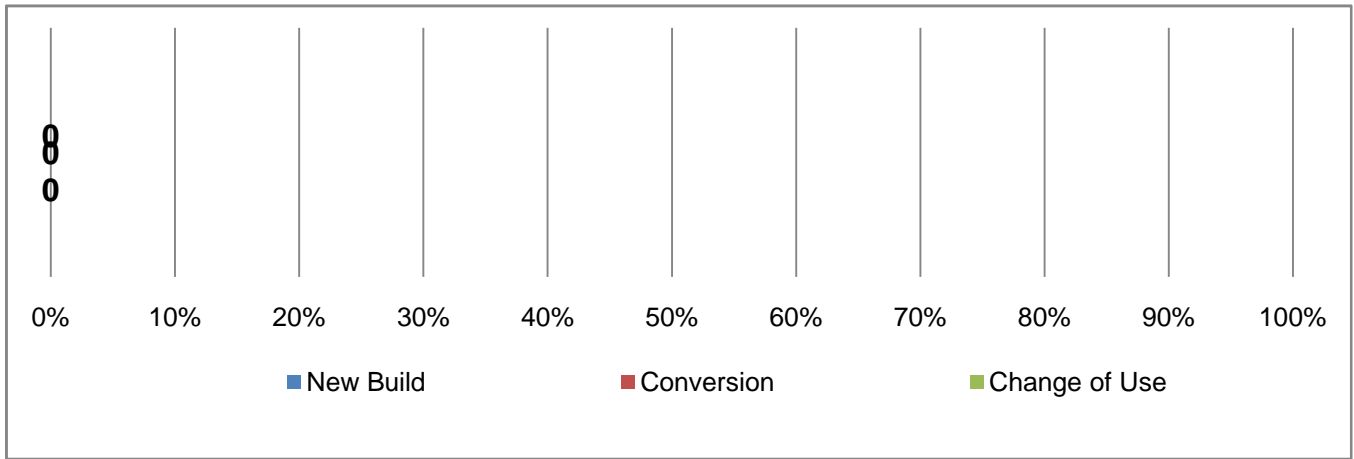
Dwelling completions - 11 year period (2002/03 - 2012/13) - by policy area (gross)



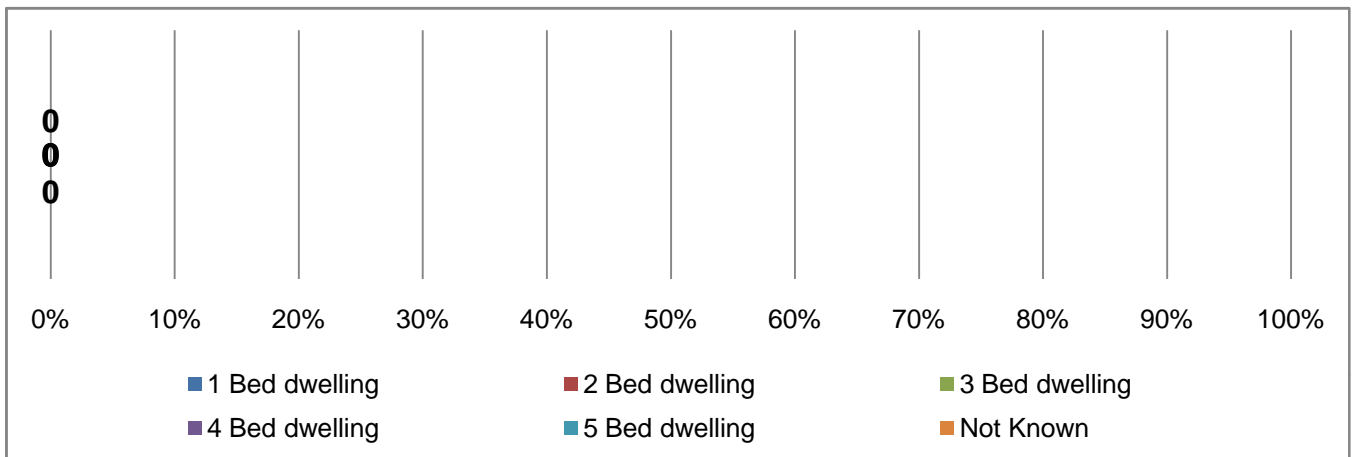
Number of dwelling completions by type (2002/03 - 2012/13) (gross)



Number of dwelling completions by source (2002/03 - 2012/13) (gross)



Number of dwelling completions by number of bedrooms (2002/03 - 2012/13) (gross)



Notes

Profiles produced by The Corporate Research Team, South Gloucestershire Council. September 2013
Data collated by Strategic Planning Policy & Specialist Advice Team.

Completions - 11 year period (2002/03 - 2012/13) - by policy area (gross)

Policy areas as defined by South Gloucestershire Local Plan 2006.

Completions by type (2002/03 - 2012/13) (gross)

Mobile: Includes caravans.

Other: Anything not falling into the other three categories and is predominantly accommodation for Gypsy / Traveller and Travelling Showpeople.

Completions by source (2002/03 - 2012/13) (gross)

Conversions are existing houses and flats to new houses and flats

Change of use are changes of use of any other buildings to houses and flats e.g. agricultural barns, offices, shops, former industrial buildings.

Completions by number of bedrooms (2002/03 - 2012/13) (gross)

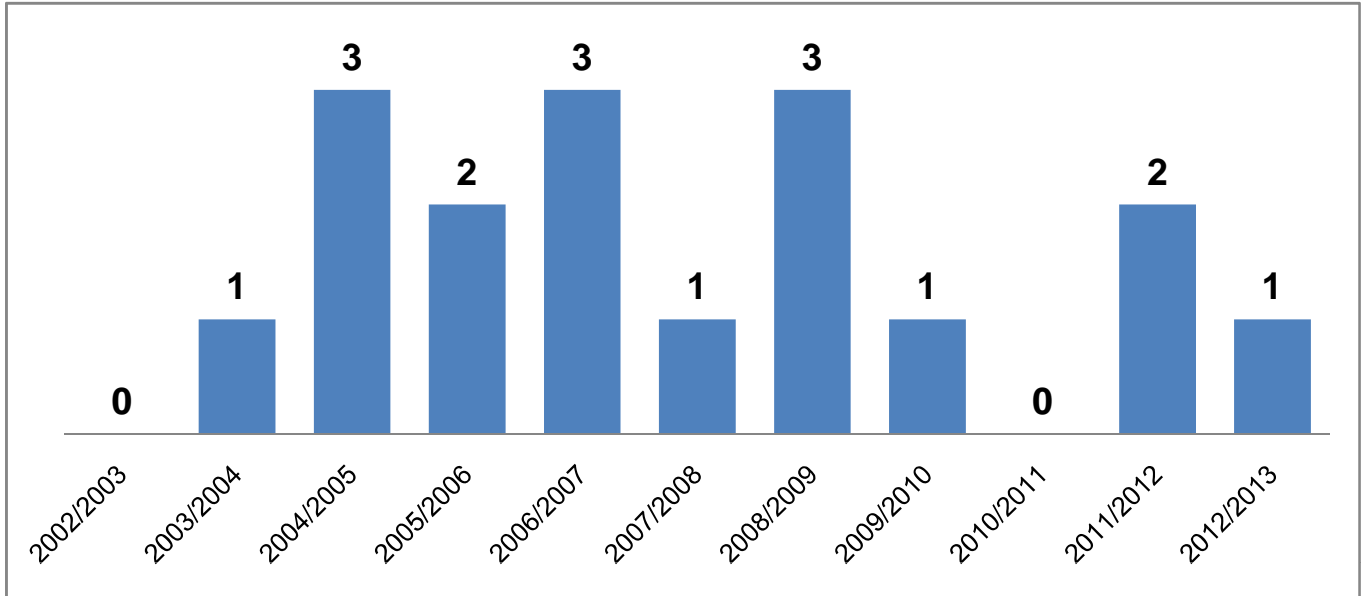
Not Known: Information not recorded.

Parish of: **Tytherington**

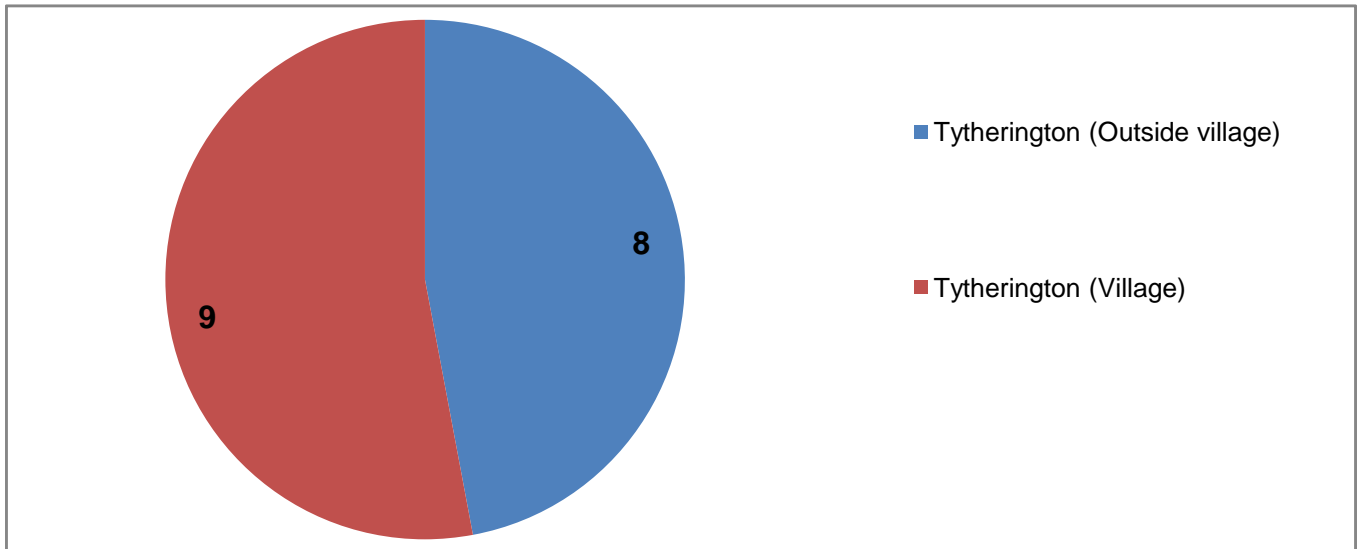
Total dwelling completions - 11 year period (2002/03 - 2012/13)

New homes built (gross):	17
Losses (through demolition or conversion):	0
Total new homes (net):	17

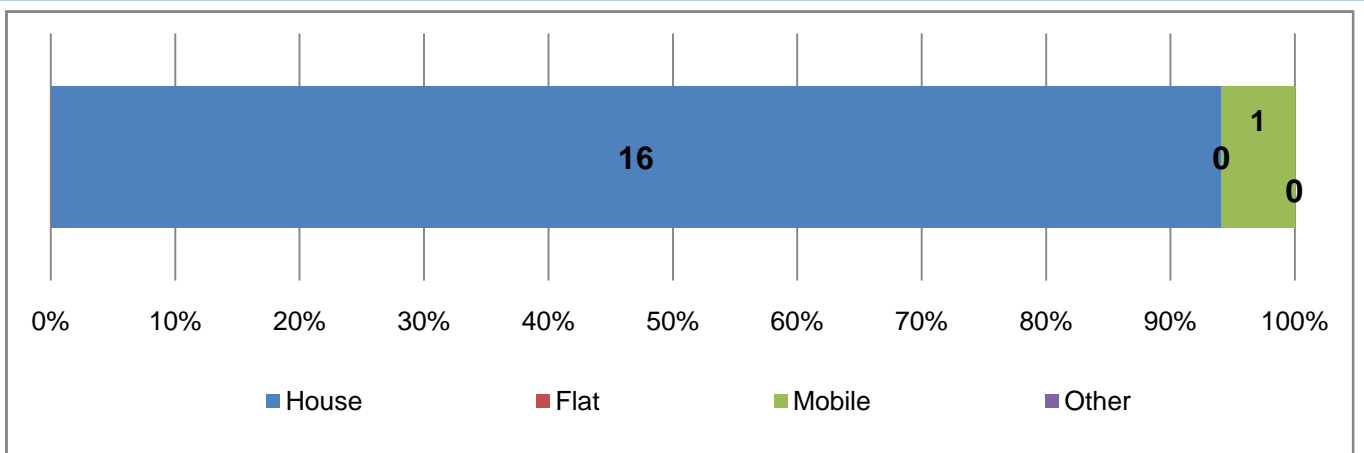
Annual dwelling completions - trend (2002/03 - 2012/13) (gross)



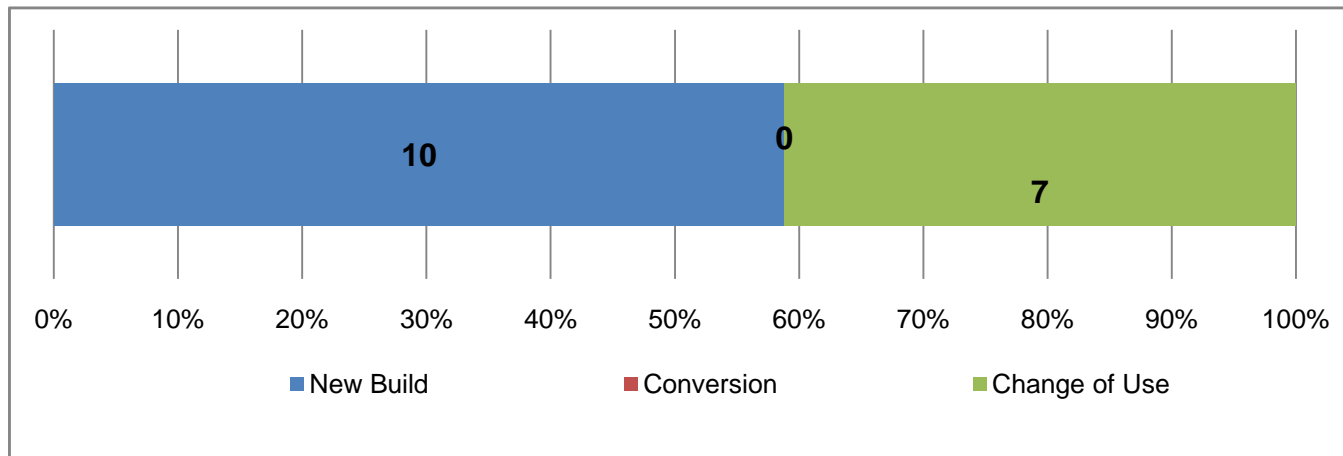
Dwelling completions - 11 year period (2002/03 - 2012/13) - by policy area (gross)



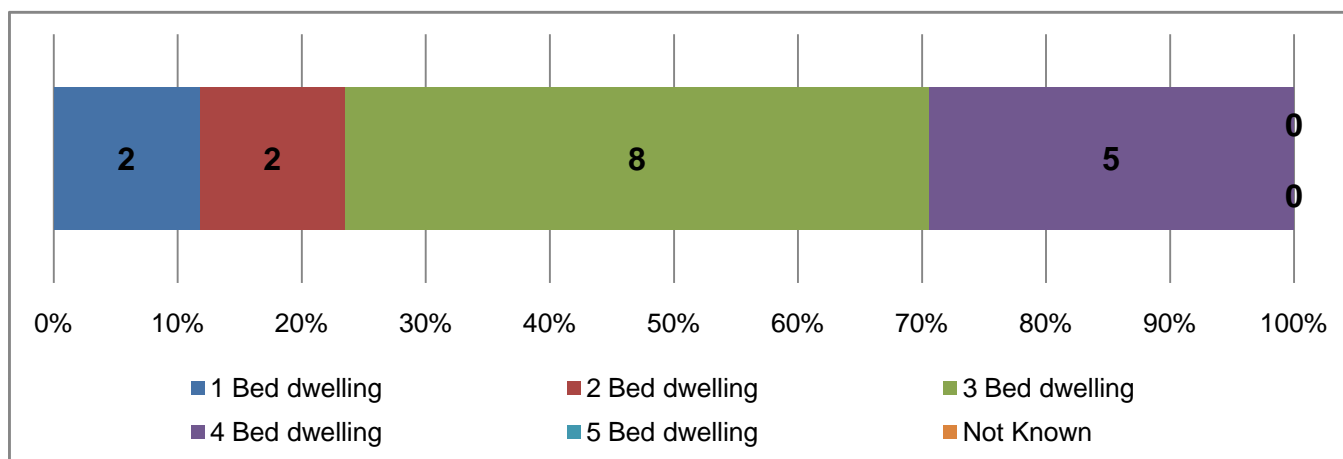
Number of dwelling completions by type (2002/03 - 2012/13) (gross)



Number of dwelling completions by source (2002/03 - 2012/13) (gross)



Number of dwelling completions by number of bedrooms (2002/03 - 2012/13) (gross)



Notes

Profiles produced by The Corporate Research Team, South Gloucestershire Council. September 2013
Data collated by Strategic Planning Policy & Specialist Advice Team.

Completions - 11 year period (2002/03 - 2012/13) - by policy area (gross)

Policy areas as defined by South Gloucestershire Local Plan 2006.

Completions by type (2002/03 - 2012/13) (gross)

Mobile: Includes caravans.

Other: Anything not falling into the other three categories and is predominantly accommodation for Gypsy / Traveller and Travelling Showpeople.

Completions by source (2002/03 - 2012/13) (gross)

Conversions are existing houses and flats to new houses and flats

Change of use are changes of use of any other buildings to houses and flats e.g. agricultural barns, offices, shops, former industrial buildings.

Completions by number of bedrooms (2002/03 - 2012/13) (gross)

Not Known: Information not recorded.

New home statistics for parishes - (2002/03 - 2012/13)

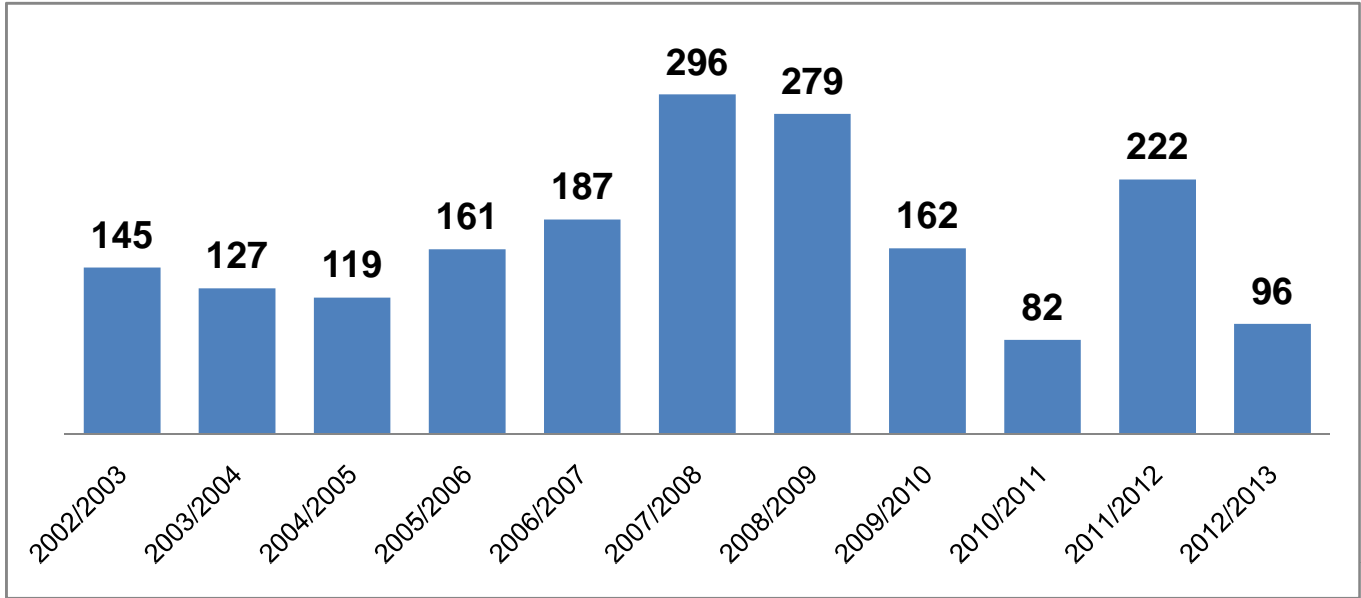
Profiles produced by The Corporate Research Team, South Gloucestershire Council. September 2013
Data collated by Strategic Planning Policy & Specialist Advice Team.

Parish of: **Unparished Area (Kingswood & Staple Hill area)**

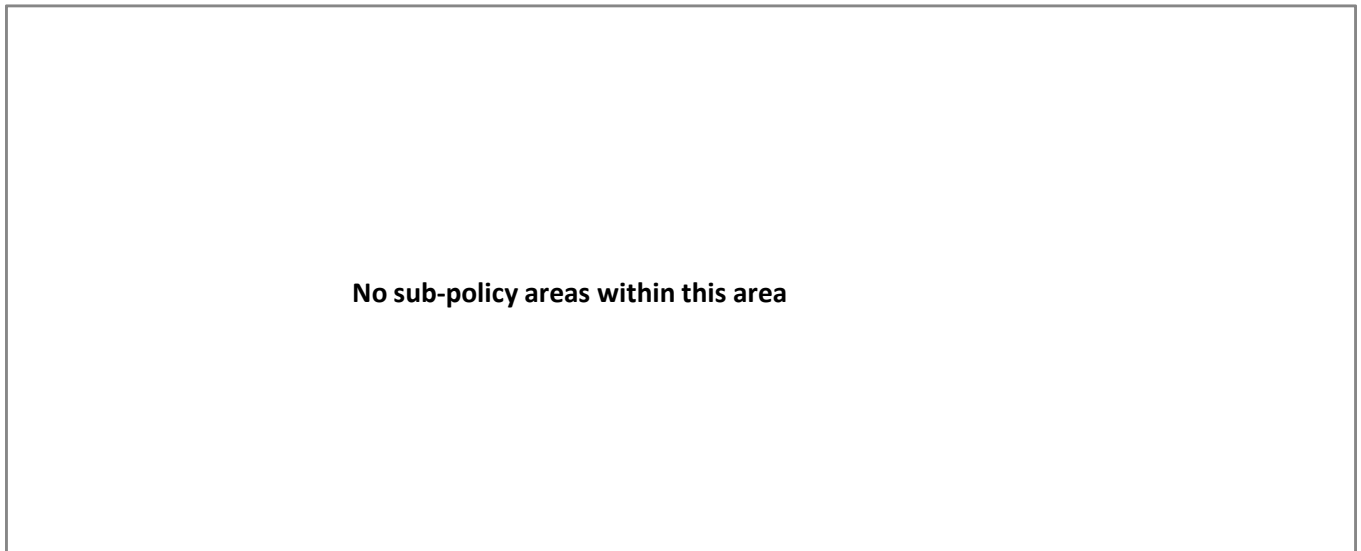
Total dwelling completions - 11 year period (2002/03 - 2012/13)

New homes built (gross):	1,876
Losses (through demolition or conversion):	191
Total new homes (net):	1,685

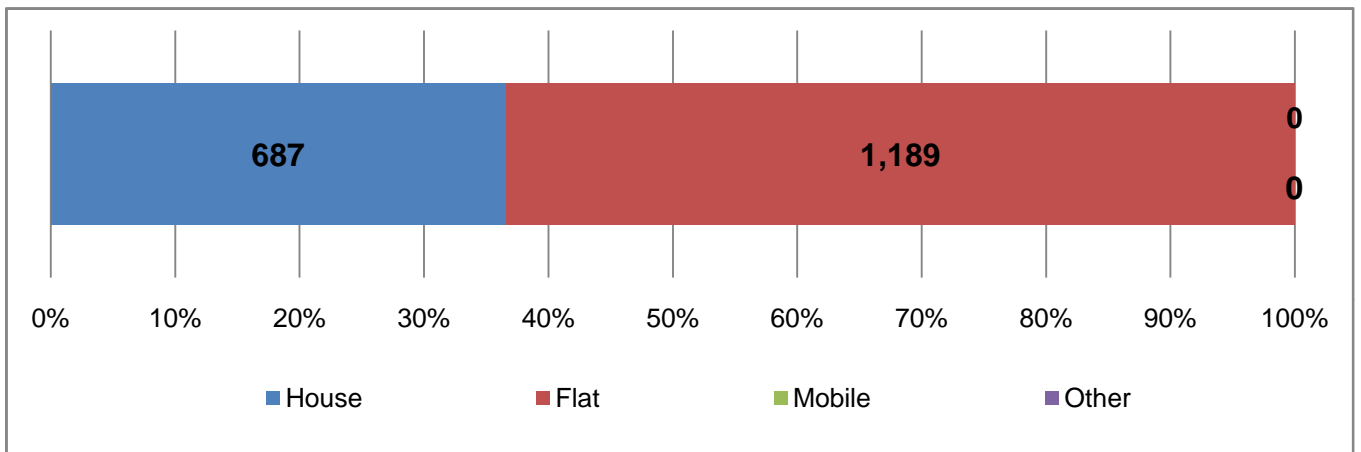
Annual dwelling completions - trend (2002/03 - 2012/13) (gross)



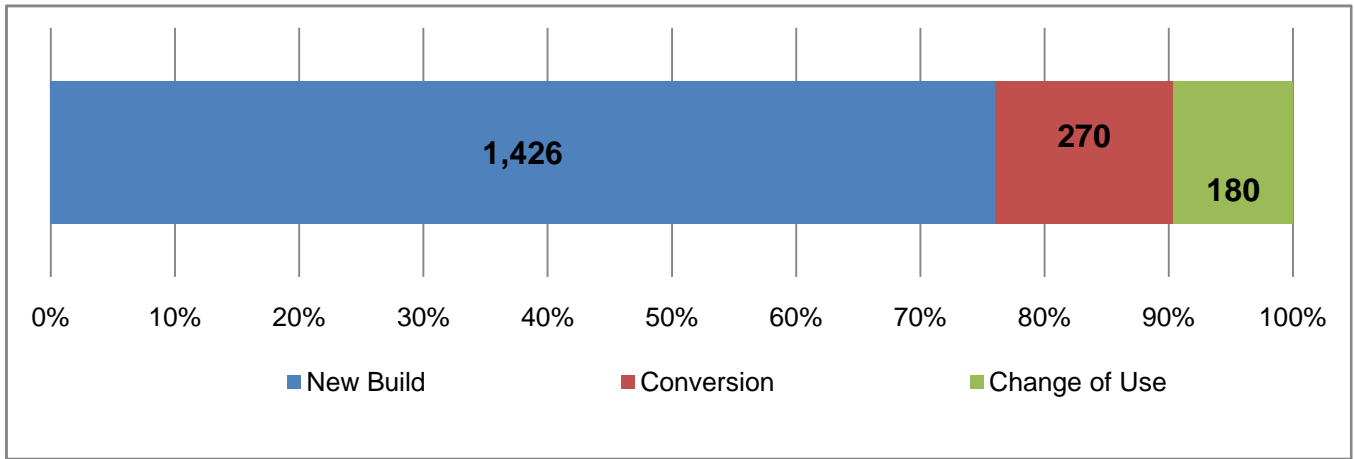
Dwelling completions - 11 year period (2002/03 - 2012/13) - by policy area (gross)



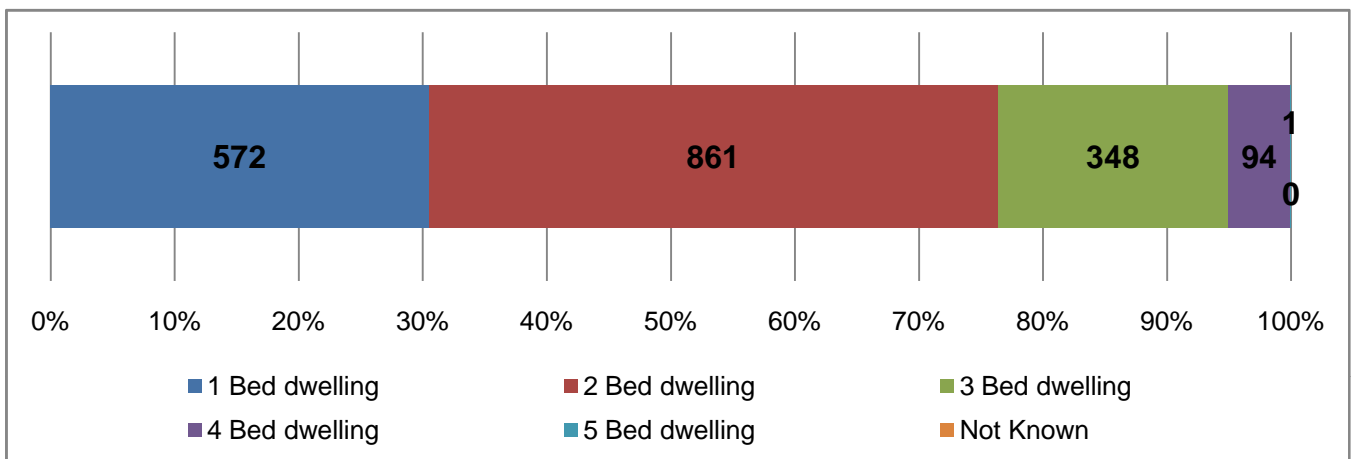
Number of dwelling completions by type (2002/03 - 2012/13) (gross)



Number of dwelling completions by source (2002/03 - 2012/13) (gross)



Number of dwelling completions by number of bedrooms (2002/03 - 2012/13) (gross)



Notes

Profiles produced by The Corporate Research Team, South Gloucestershire Council. September 2013
Data collated by Strategic Planning Policy & Specialist Advice Team.

Completions - 11 year period (2002/03 - 2012/13) - by policy area (gross)

Policy areas as defined by South Gloucestershire Local Plan 2006.

Completions by type (2002/03 - 2012/13) (gross)

Mobile: Includes caravans.

Other: Anything not falling into the other three categories and is predominantly accommodation for Gypsy / Traveller and Travelling Showpeople.

Completions by source (2002/03 - 2012/13) (gross)

Conversions are existing houses and flats to new houses and flats

Change of use are changes of use of any other buildings to houses and flats e.g. agricultural barns, offices, shops, former industrial buildings.

Completions by number of bedrooms (2002/03 - 2012/13) (gross)

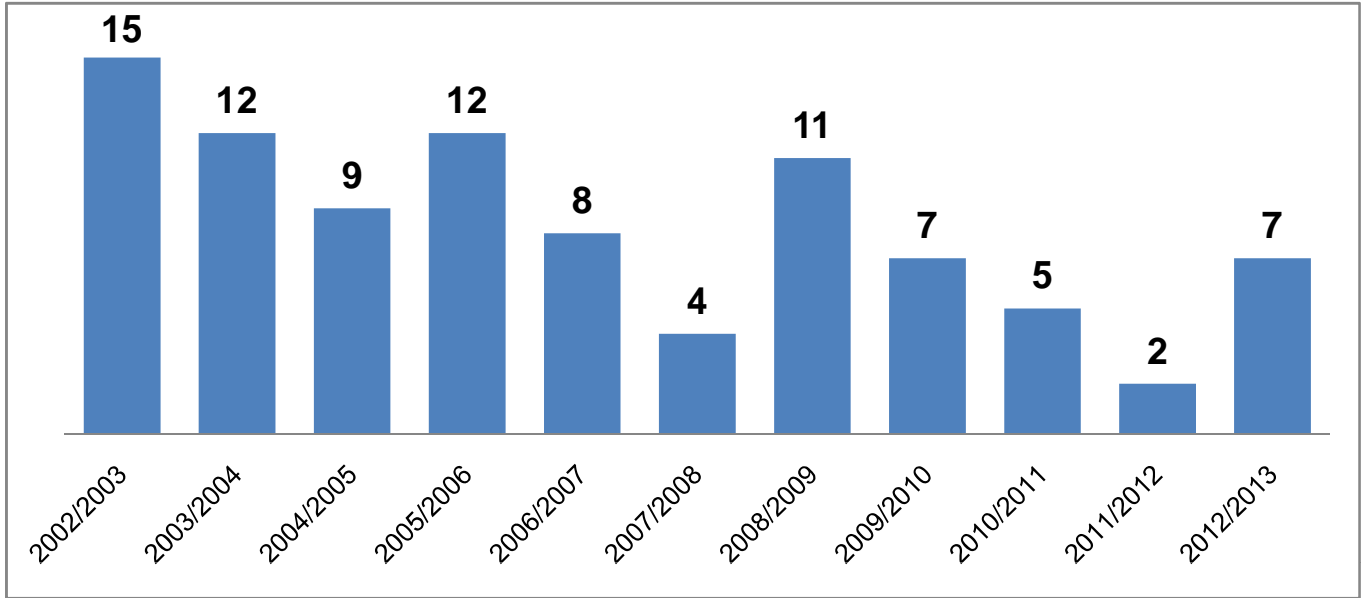
Not Known: Information not recorded.

Parish of: **Westerleigh**

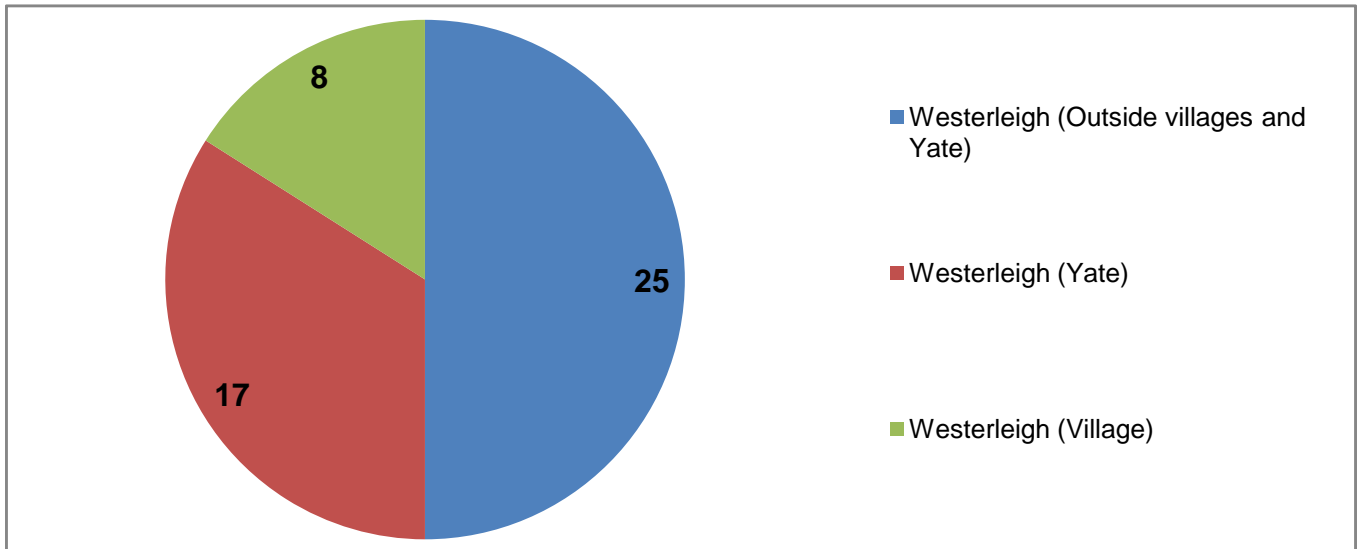
Total dwelling completions - 11 year period (2002/03 - 2012/13)

New homes built (gross):	92
Losses (through demolition or conversion):	21
Total new homes (net):	71

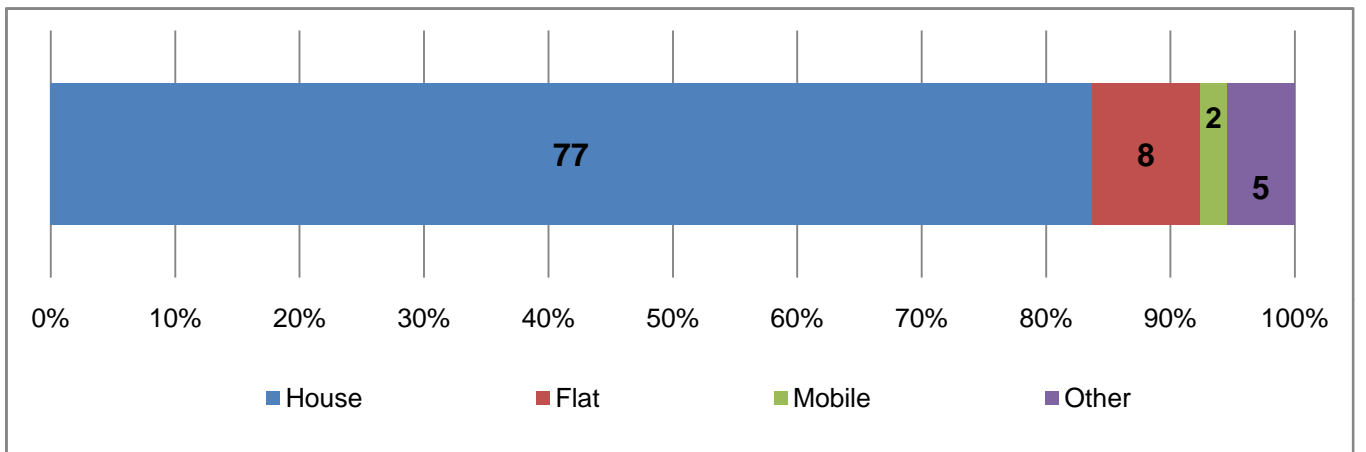
Annual dwelling completions - trend (2002/03 - 2012/13) (gross)



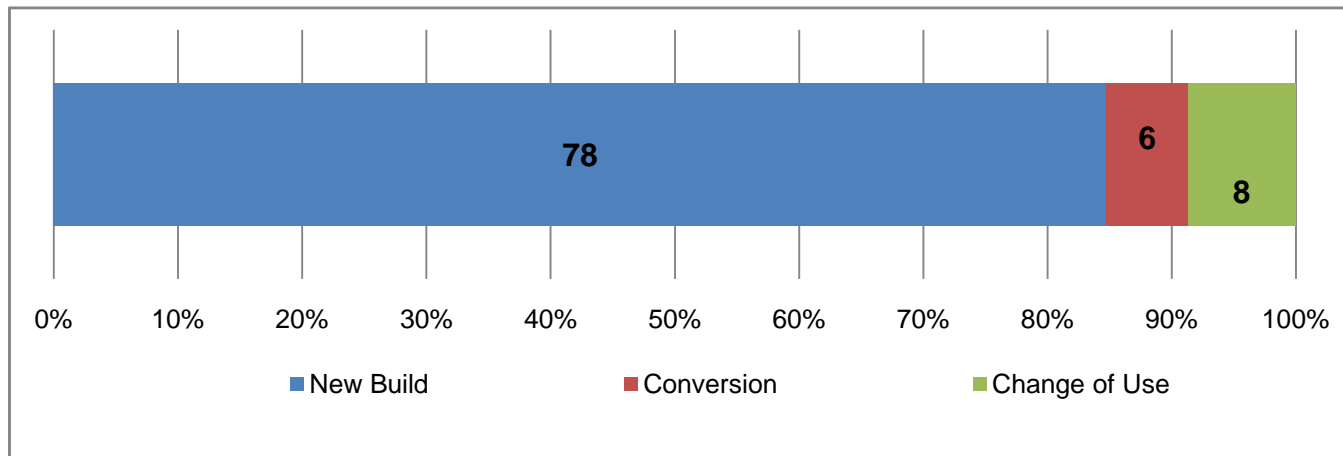
Dwelling completions - 11 year period (2002/03 - 2012/13) - by policy area (gross)



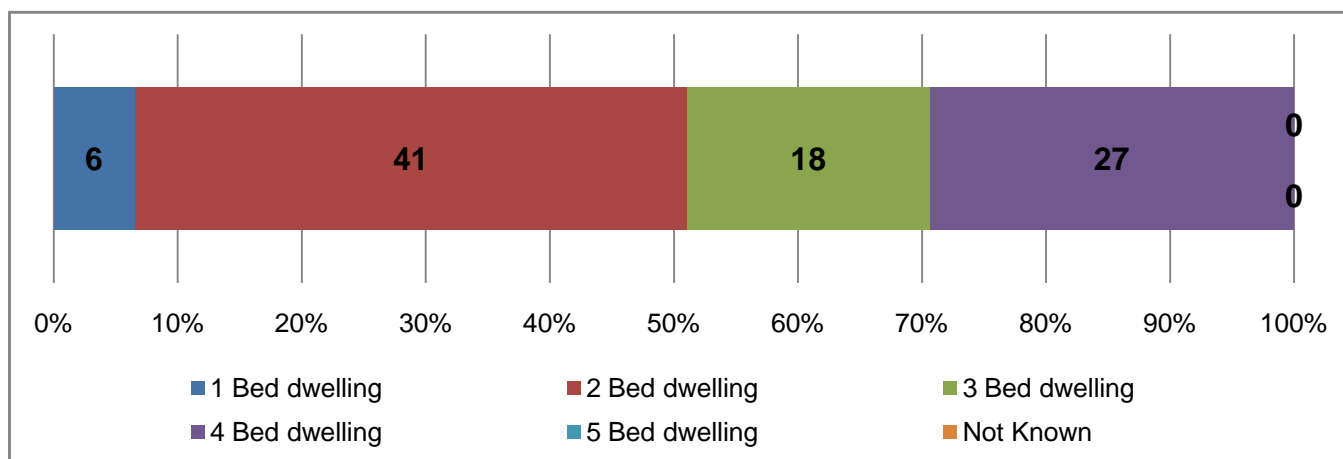
Number of dwelling completions by type (2002/03 - 2012/13) (gross)



Number of dwelling completions by source (2002/03 - 2012/13) (gross)



Number of dwelling completions by number of bedrooms (2002/03 - 2012/13) (gross)



Notes

Profiles produced by The Corporate Research Team, South Gloucestershire Council. September 2013
Data collated by Strategic Planning Policy & Specialist Advice Team.

Completions - 11 year period (2002/03 - 2012/13) - by policy area (gross)

Policy areas as defined by South Gloucestershire Local Plan 2006.

Completions by type (2002/03 - 2012/13) (gross)

Mobile: Includes caravans.

Other: Anything not falling into the other three categories and is predominantly accommodation for Gypsy / Traveller and Travelling Showpeople.

Completions by source (2002/03 - 2012/13) (gross)

Conversions are existing houses and flats to new houses and flats

Change of use are changes of use of any other buildings to houses and flats e.g. agricultural barns, offices, shops, former industrial buildings.

Completions by number of bedrooms (2002/03 - 2012/13) (gross)

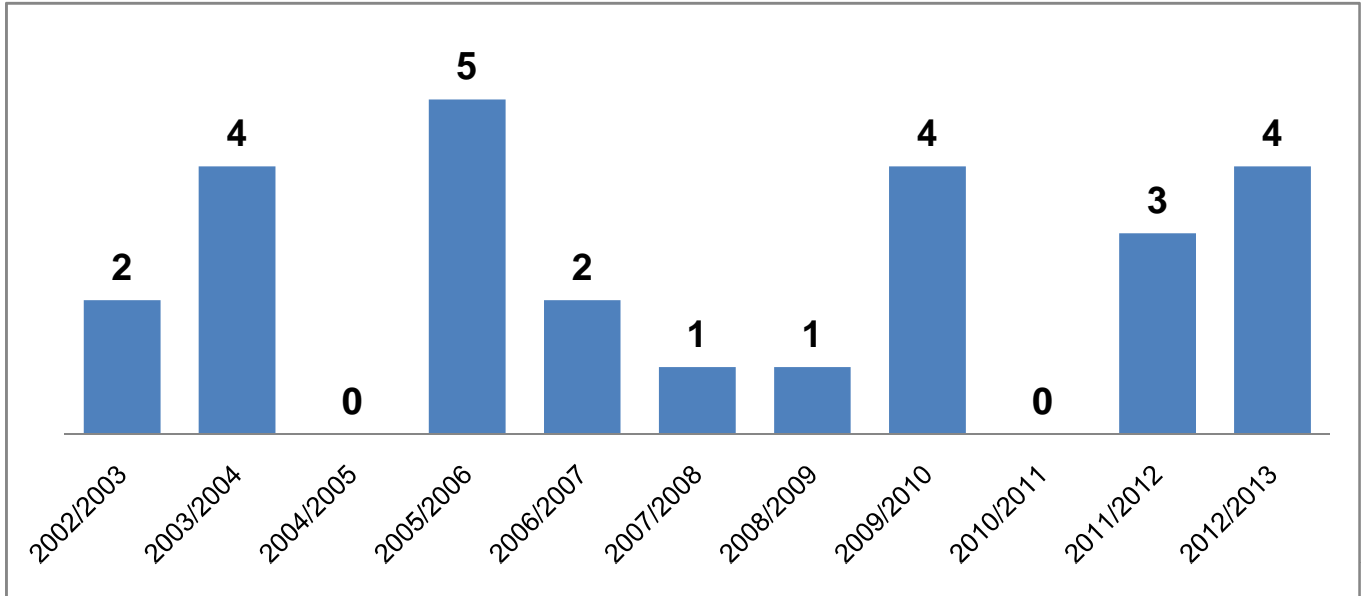
Not Known: Information not recorded.

Parish of: **Wick & Abson**

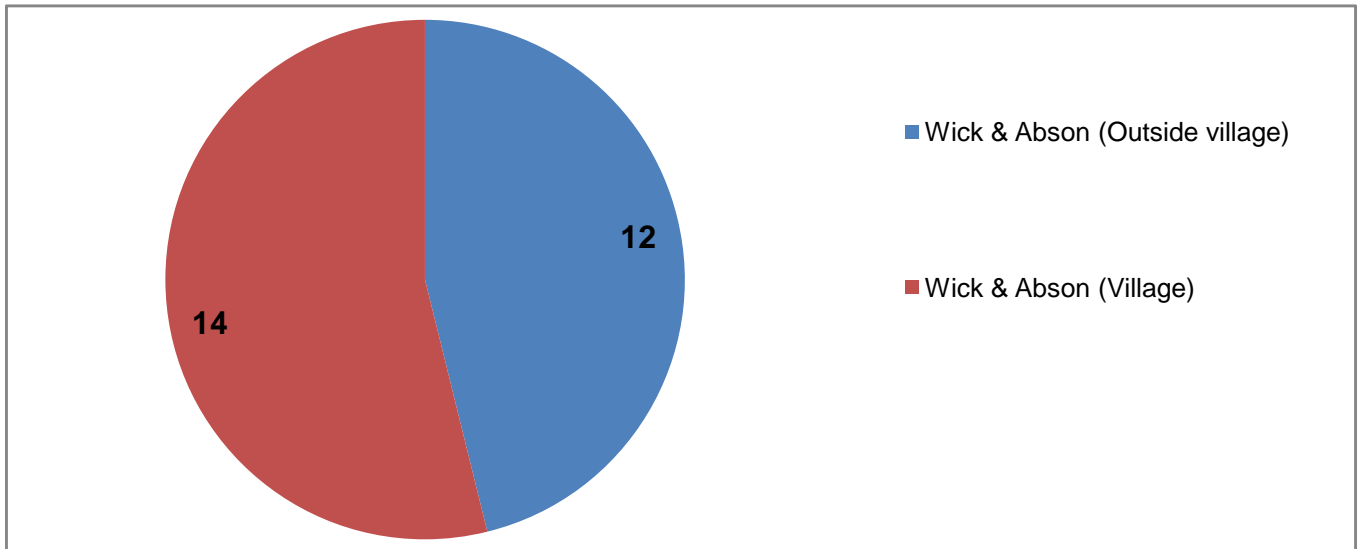
Total dwelling completions - 11 year period (2002/03 - 2012/13)

New homes built (gross):	26
Losses (through demolition or conversion):	6
Total new homes (net):	20

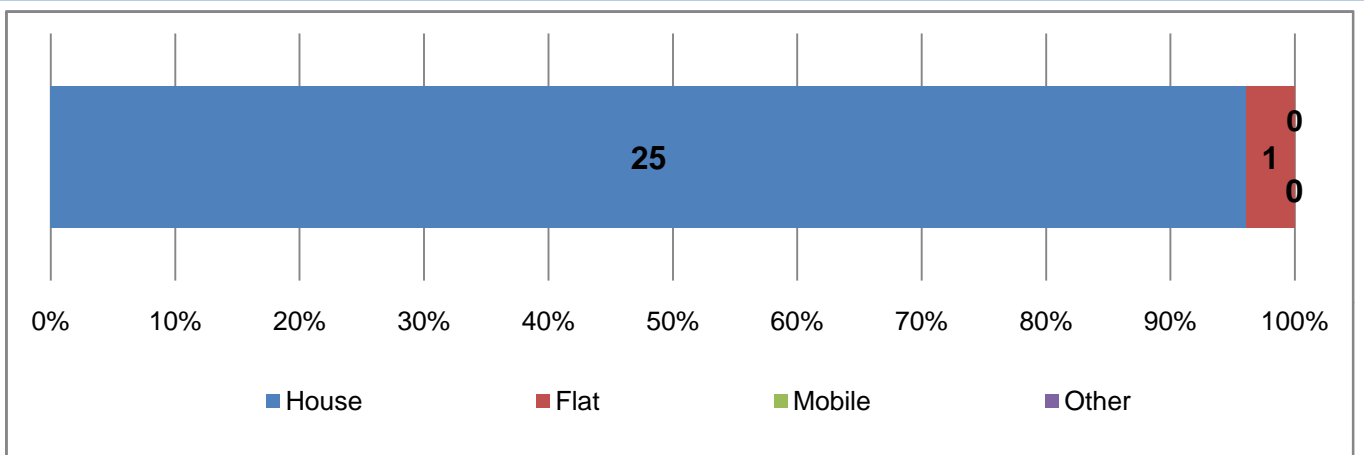
Annual dwelling completions - trend (2002/03 - 2012/13) (gross)



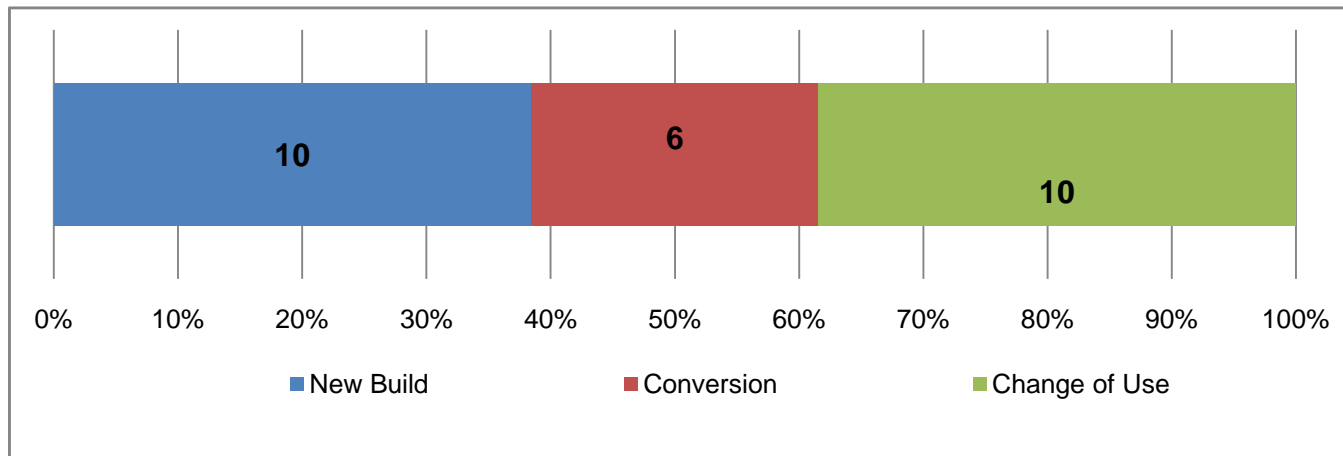
Dwelling completions - 11 year period (2002/03 - 2012/13) - by policy area (gross)



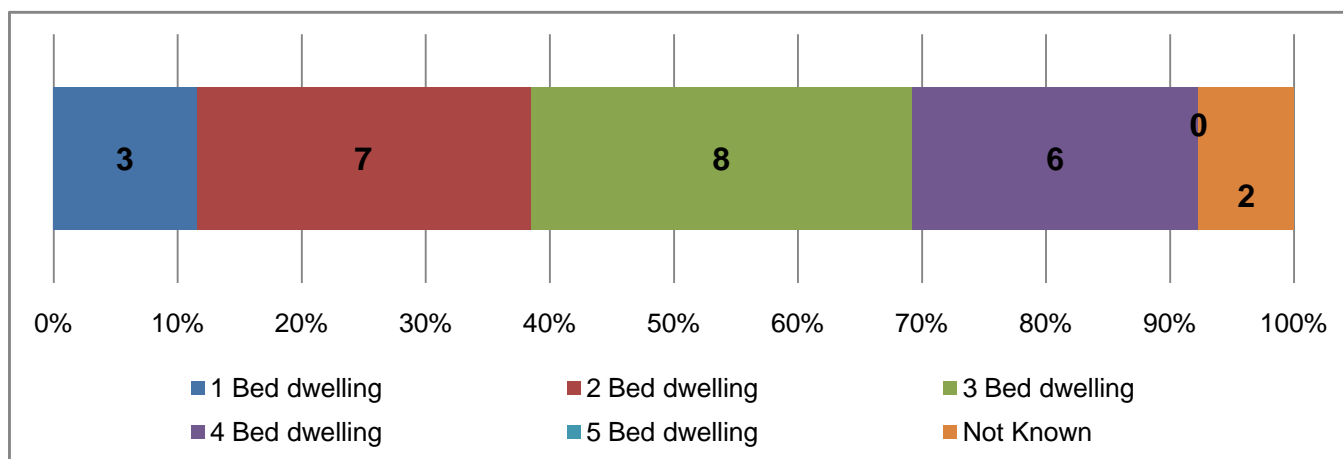
Number of dwelling completions by type (2002/03 - 2012/13) (gross)



Number of dwelling completions by source (2002/03 - 2012/13) (gross)



Number of dwelling completions by number of bedrooms (2002/03 - 2012/13) (gross)



Notes

Profiles produced by The Corporate Research Team, South Gloucestershire Council. September 2013
Data collated by Strategic Planning Policy & Specialist Advice Team.

Completions - 11 year period (2002/03 - 2012/13) - by policy area (gross)

Policy areas as defined by South Gloucestershire Local Plan 2006.

Completions by type (2002/03 - 2012/13) (gross)

Mobile: Includes caravans.

Other: Anything not falling into the other three categories and is predominantly accommodation for Gypsy / Traveller and Travelling Showpeople.

Completions by source (2002/03 - 2012/13) (gross)

Conversions are existing houses and flats to new houses and flats

Change of use are changes of use of any other buildings to houses and flats e.g. agricultural barns, offices, shops, former industrial buildings.

Completions by number of bedrooms (2002/03 - 2012/13) (gross)

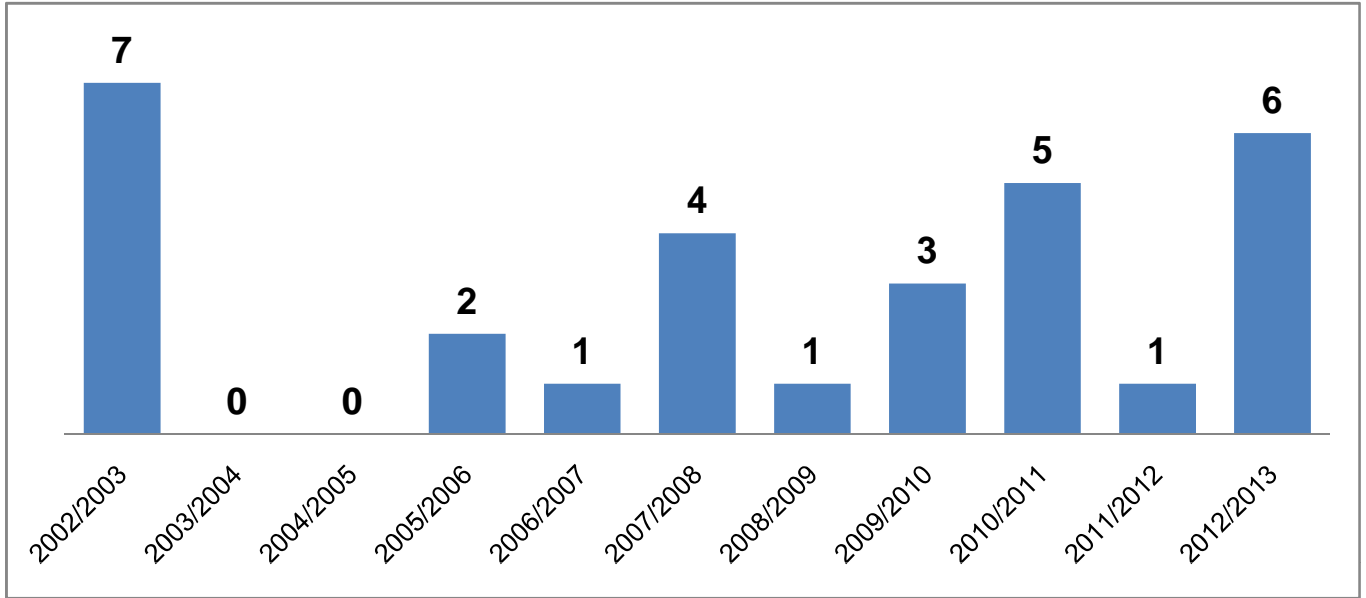
Not Known: Information not recorded.

Parish of: **Wickwar**

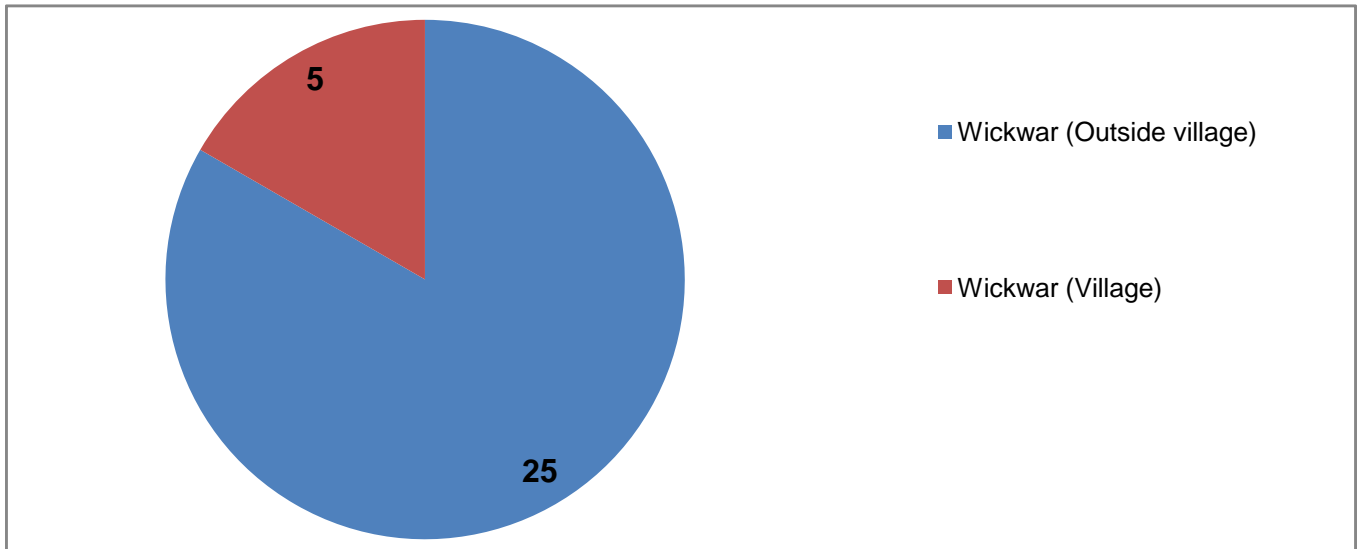
Total dwelling completions - 11 year period (2002/03 - 2012/13)

New homes built (gross):	30
Losses (through demolition or conversion):	0
Total new homes (net):	30

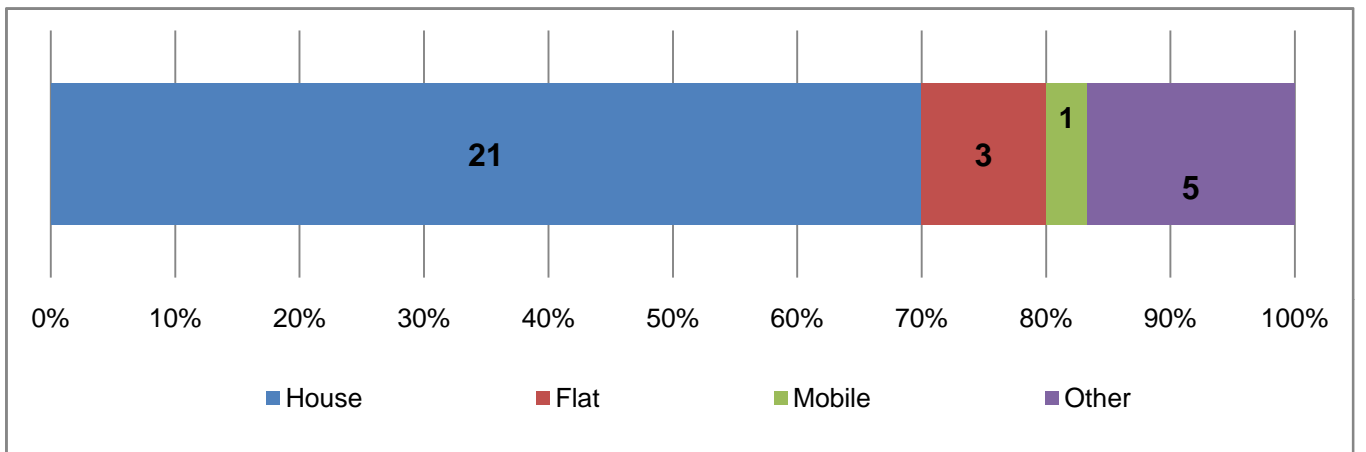
Annual dwelling completions - trend (2002/03 - 2012/13) (gross)



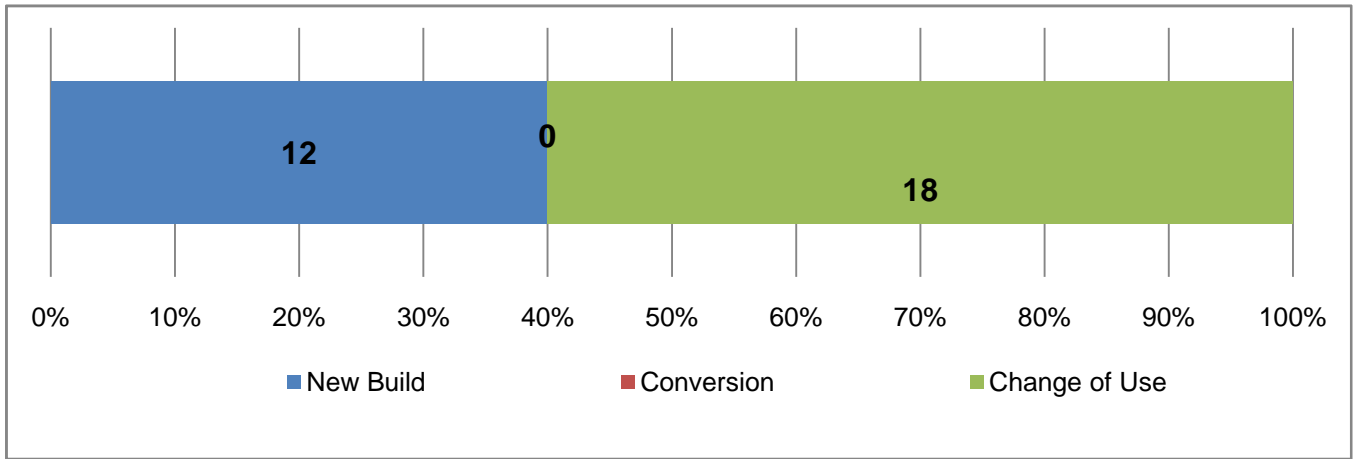
Dwelling completions - 11 year period (2002/03 - 2012/13) - by policy area (gross)



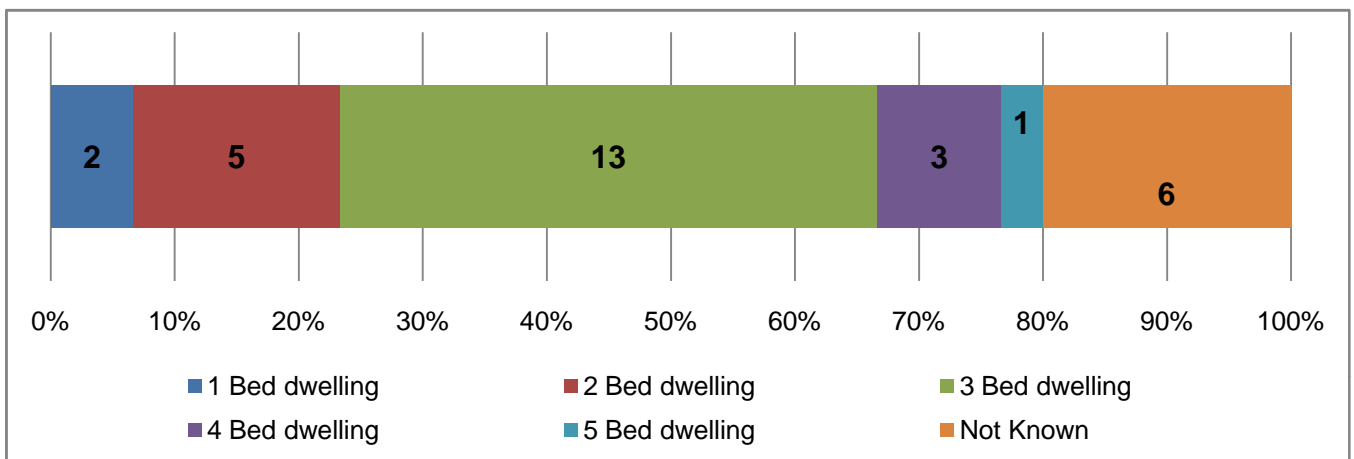
Number of dwelling completions by type (2002/03 - 2012/13) (gross)



Number of dwelling completions by source (2002/03 - 2012/13) (gross)



Number of dwelling completions by number of bedrooms (2002/03 - 2012/13) (gross)



Notes

Profiles produced by The Corporate Research Team, South Gloucestershire Council. September 2013
Data collated by Strategic Planning Policy & Specialist Advice Team.

Completions - 11 year period (2002/03 - 2012/13) - by policy area (gross)

Policy areas as defined by South Gloucestershire Local Plan 2006.

Completions by type (2002/03 - 2012/13) (gross)

Mobile: Includes caravans.

Other: Anything not falling into the other three categories and is predominantly accommodation for Gypsy / Traveller and Travelling Showpeople.

Completions by source (2002/03 - 2012/13) (gross)

Conversions are existing houses and flats to new houses and flats

Change of use are changes of use of any other buildings to houses and flats e.g. agricultural barns, offices, shops, former industrial buildings.

Completions by number of bedrooms (2002/03 - 2012/13) (gross)

Not Known: Information not recorded.

New home statistics for parishes - (2002/03 - 2012/13)

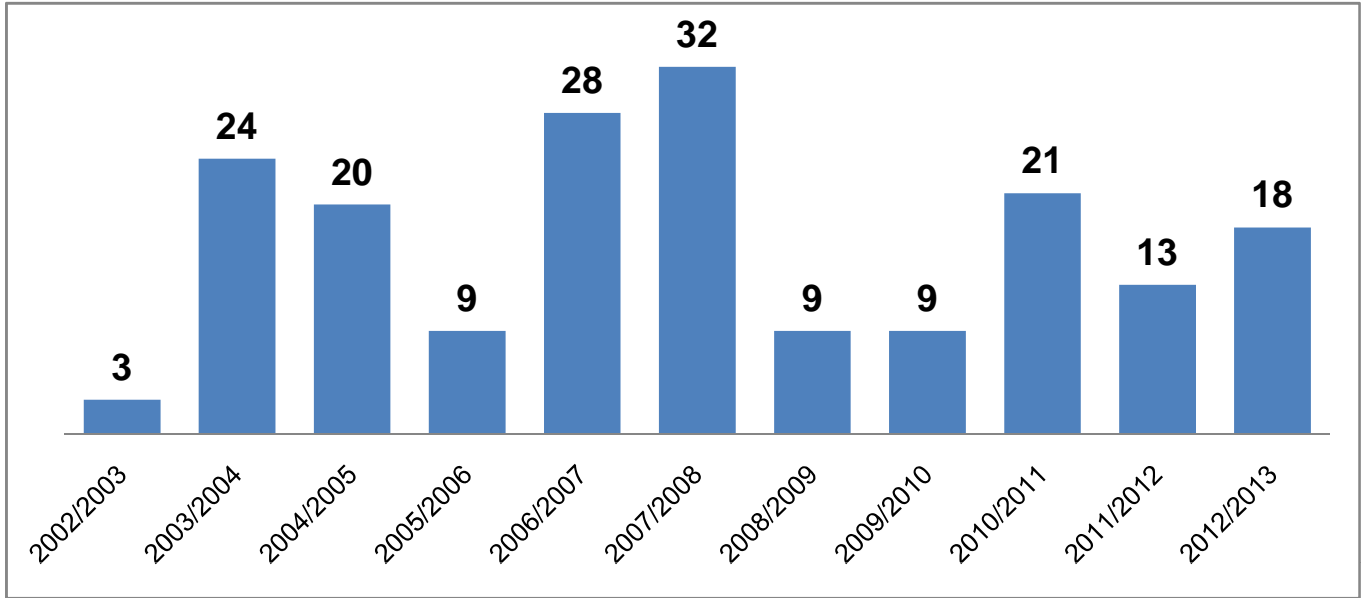
Profiles produced by The Corporate Research Team, South Gloucestershire Council. September 2013
Data collated by Strategic Planning Policy & Specialist Advice Team.

Parish of: **Winterbourne**

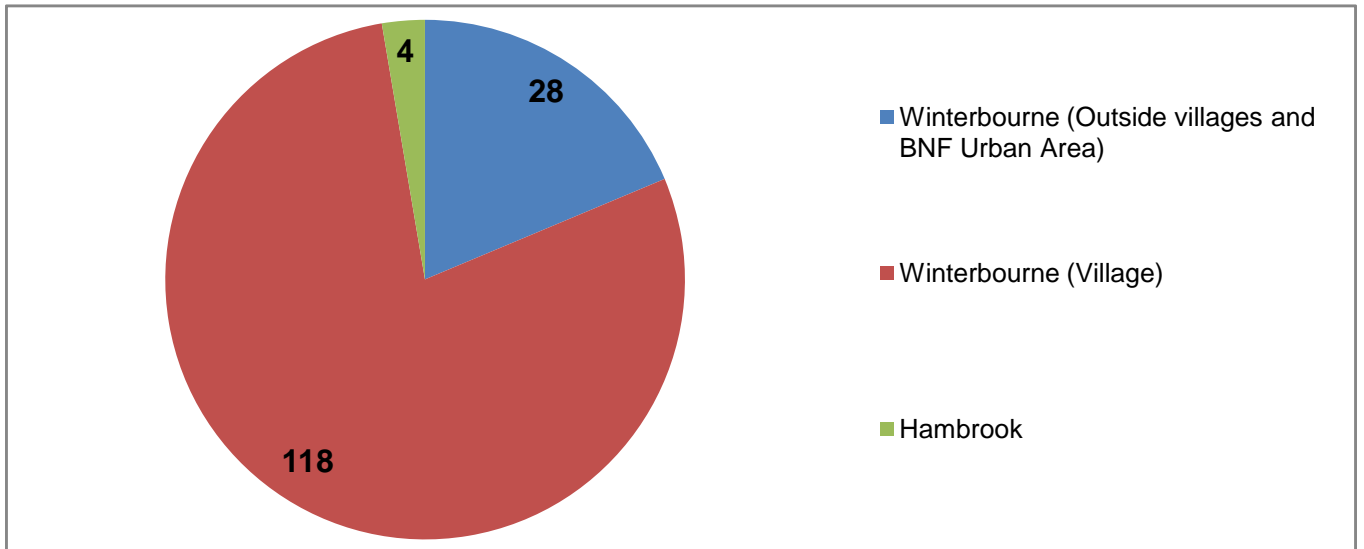
Total dwelling completions - 11 year period (2002/03 - 2012/13)

New homes built (gross):	186
Losses (through demolition or conversion):	30
Total new homes (net):	156

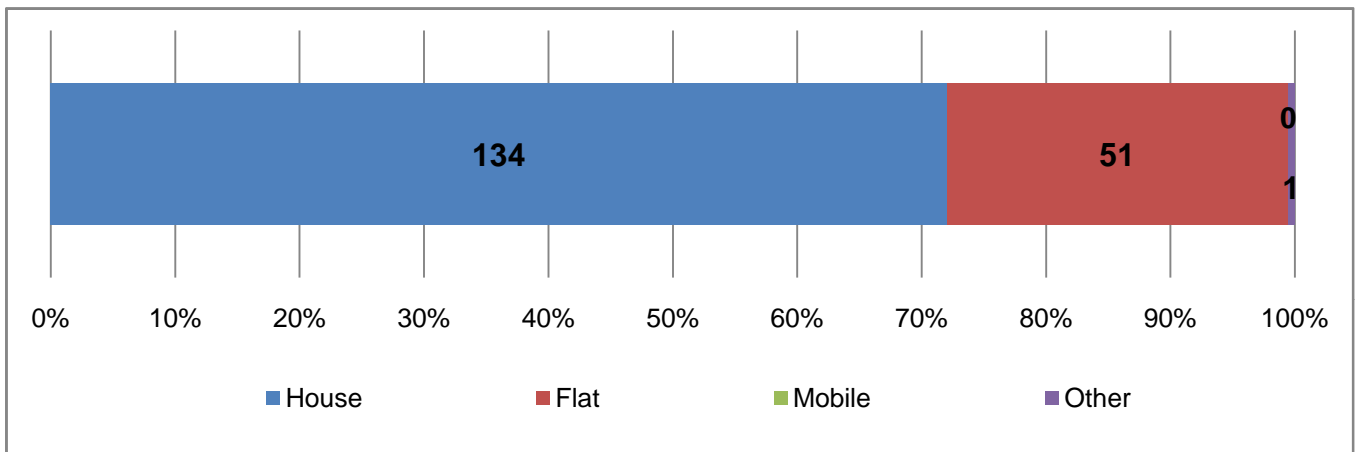
Annual dwelling completions - trend (2002/03 - 2012/13) (gross)



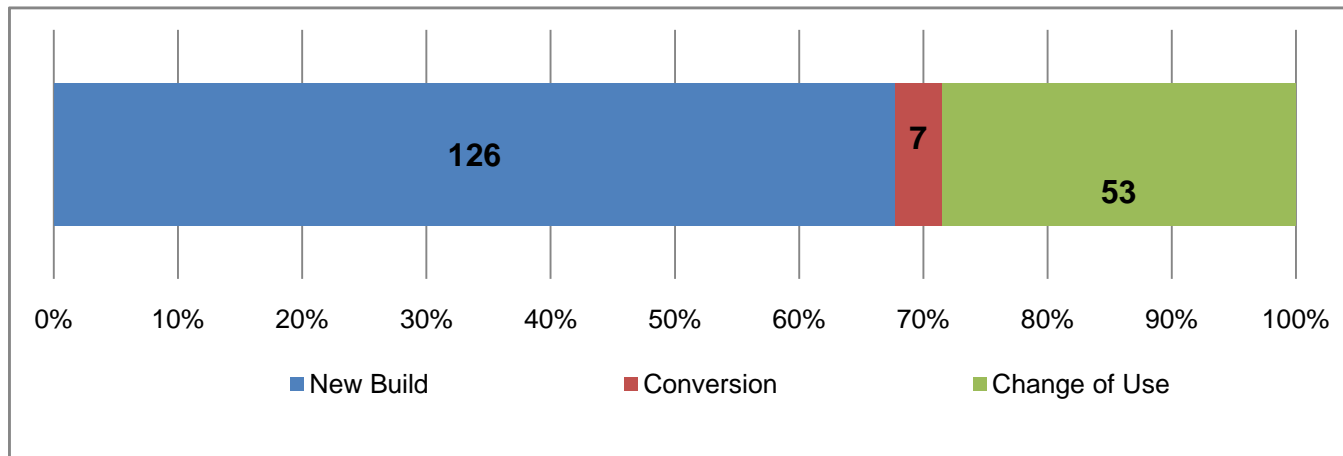
Dwelling completions - 11 year period (2002/03 - 2012/13) - by policy area (gross)



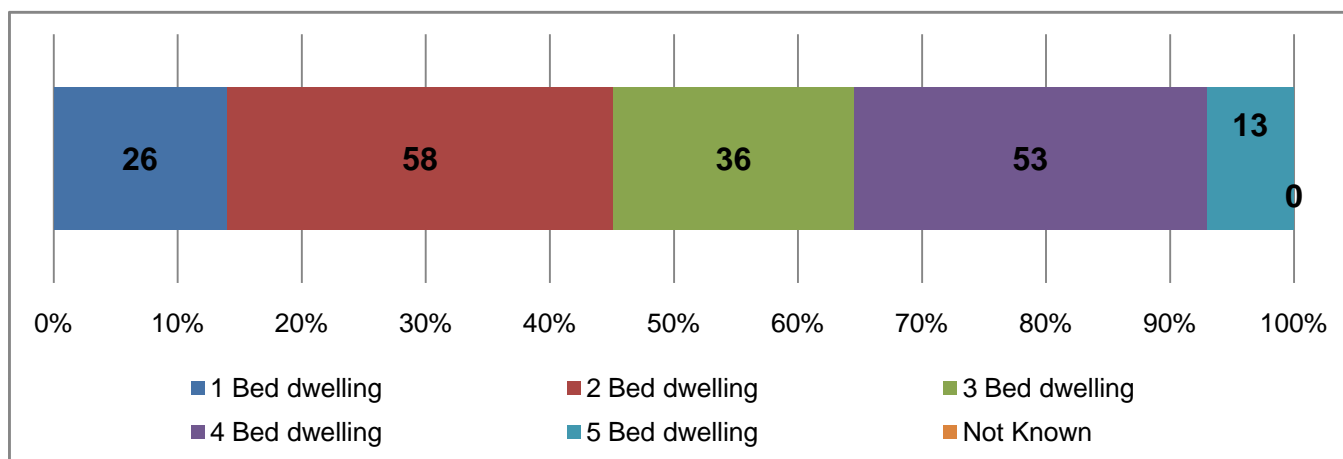
Number of dwelling completions by type (2002/03 - 2012/13) (gross)



Number of dwelling completions by source (2002/03 - 2012/13) (gross)



Number of dwelling completions by number of bedrooms (2002/03 - 2012/13) (gross)



Notes

Profiles produced by The Corporate Research Team, South Gloucestershire Council. September 2013
Data collated by Strategic Planning Policy & Specialist Advice Team.

Completions - 11 year period (2002/03 - 2012/13) - by policy area (gross)

Policy areas as defined by South Gloucestershire Local Plan 2006.

Completions by type (2002/03 - 2012/13) (gross)

Mobile: Includes caravans.

Other: Anything not falling into the other three categories and is predominantly accommodation for Gypsy / Traveller and Travelling Showpeople.

Completions by source (2002/03 - 2012/13) (gross)

Conversions are existing houses and flats to new houses and flats

Change of use are changes of use of any other buildings to houses and flats e.g. agricultural barns, offices, shops, former industrial buildings.

Completions by number of bedrooms (2002/03 - 2012/13) (gross)

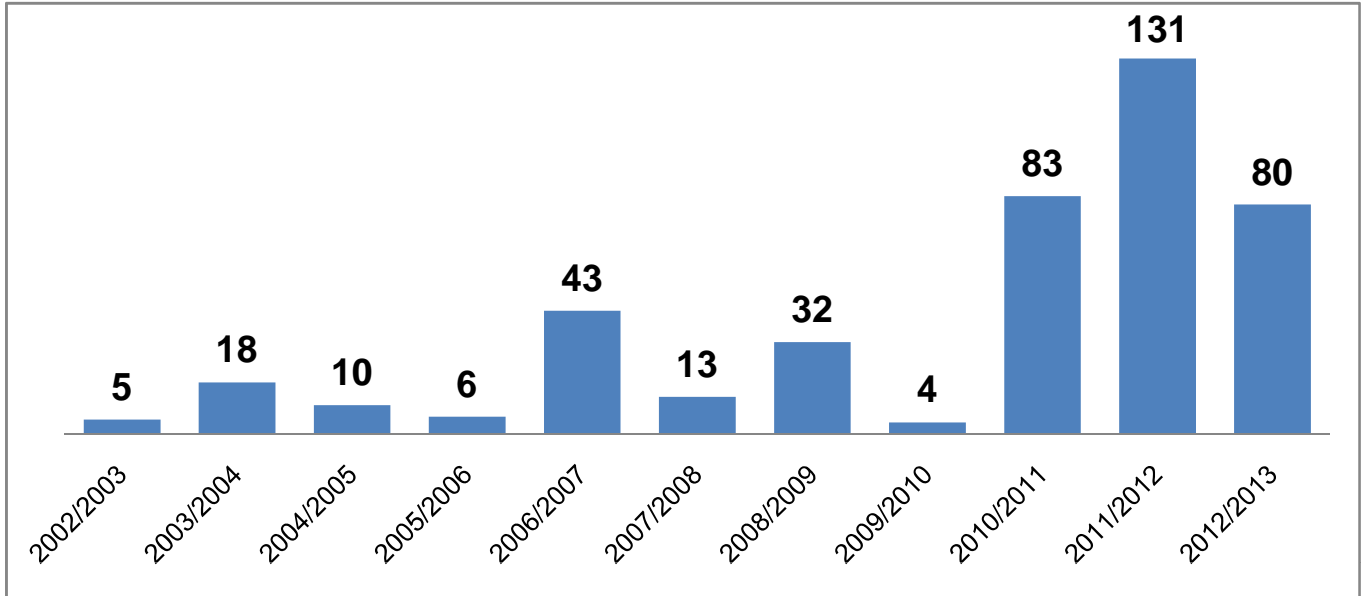
Not Known: Information not recorded.

Parish of: **Yate**

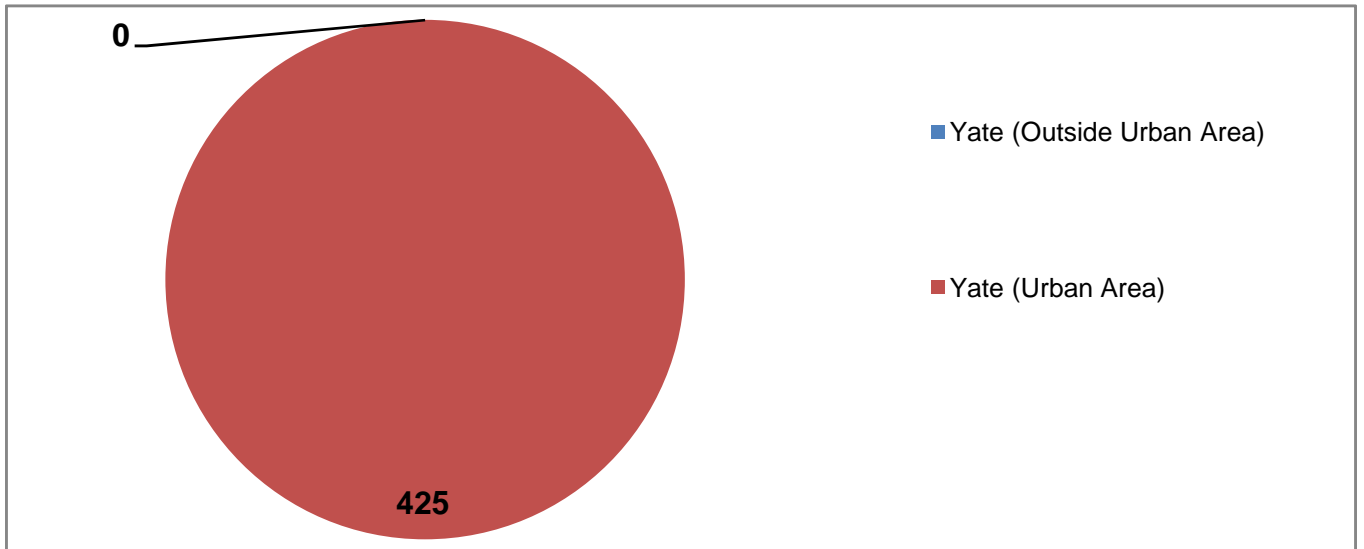
Total dwelling completions - 11 year period (2002/03 - 2012/13)

New homes built (gross):	425
Losses (through demolition or conversion):	45
Total new homes (net):	380

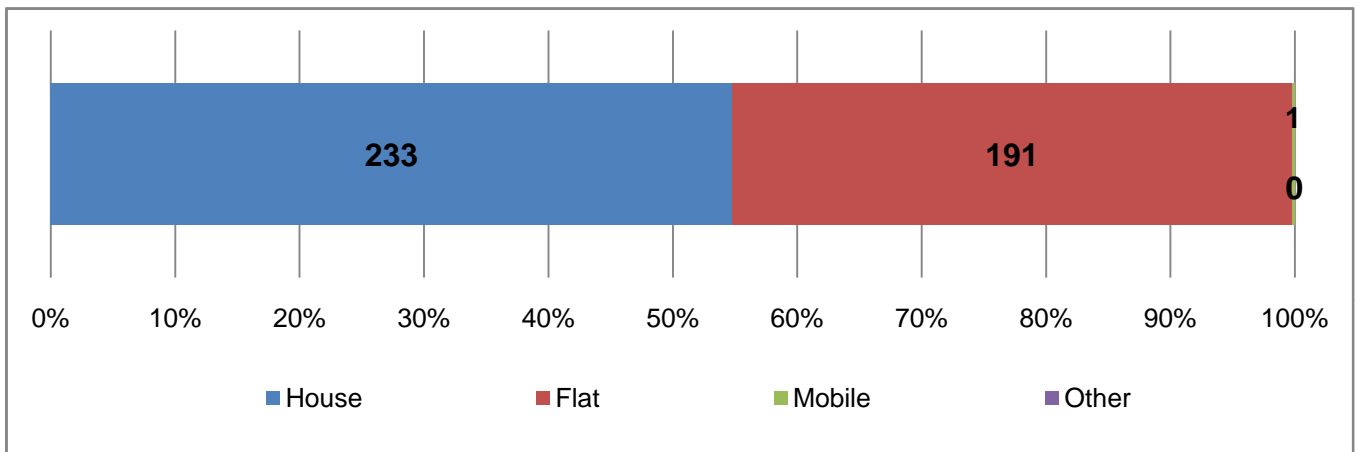
Annual dwelling completions - trend (2002/03 - 2012/13) (gross)



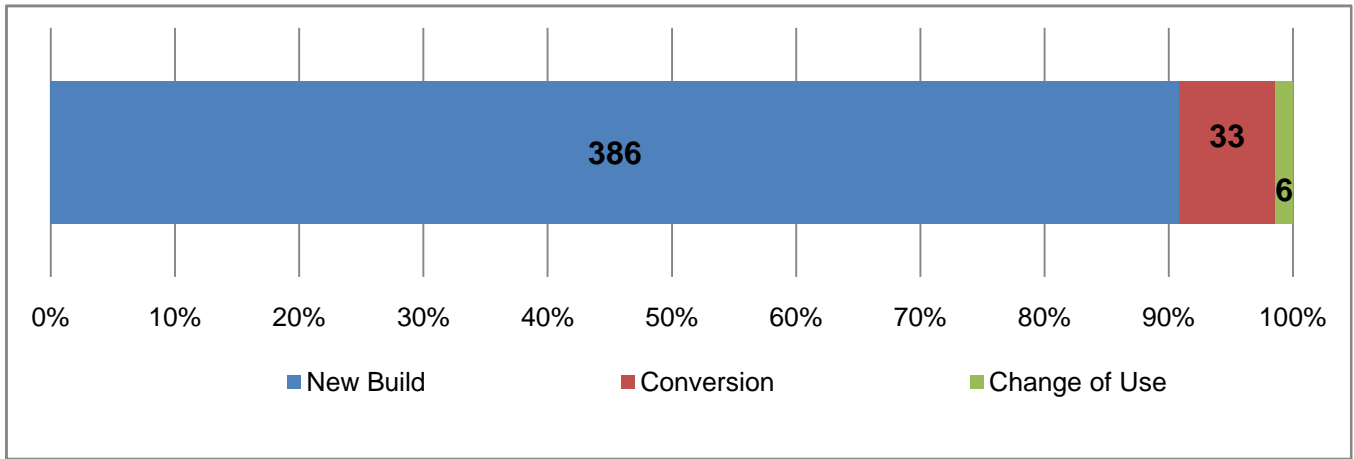
Dwelling completions - 11 year period (2002/03 - 2012/13) - by policy area (gross)



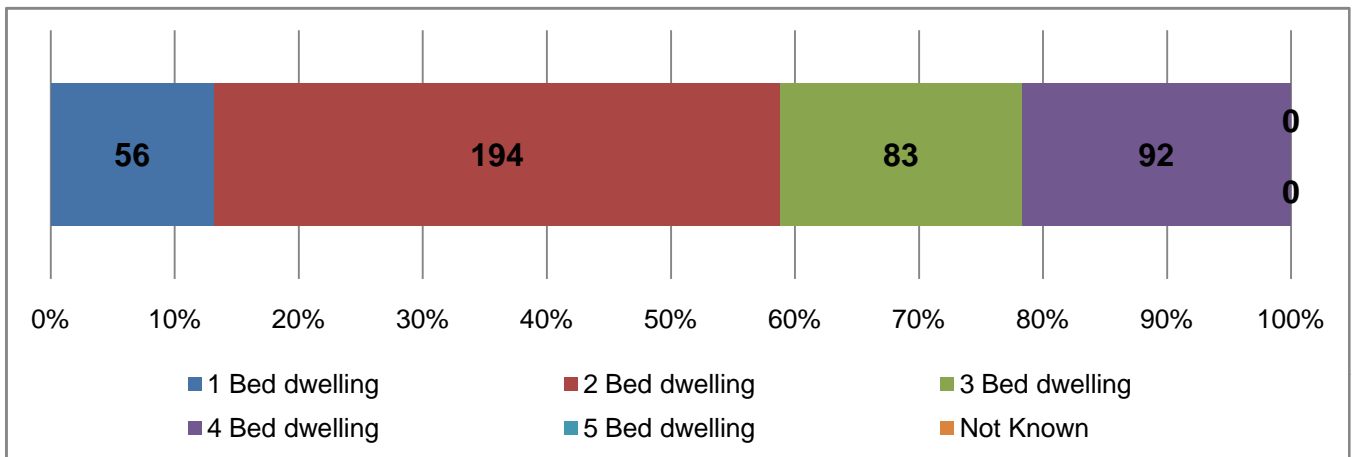
Number of dwelling completions by type (2002/03 - 2012/13) (gross)



Number of dwelling completions by source (2002/03 - 2012/13) (gross)



Number of dwelling completions by number of bedrooms (2002/03 - 2012/13) (gross)



Notes

Profiles produced by The Corporate Research Team, South Gloucestershire Council. September 2013
Data collated by Strategic Planning Policy & Specialist Advice Team.

Completions - 11 year period (2002/03 - 2012/13) - by policy area (gross)

Policy areas as defined by South Gloucestershire Local Plan 2006.

Completions by type (2002/03 - 2012/13) (gross)

Mobile: Includes caravans.

Other: Anything not falling into the other three categories and is predominantly accommodation for Gypsy / Traveller and Travelling Showpeople.

Completions by source (2002/03 - 2012/13) (gross)

Conversions are existing houses and flats to new houses and flats

Change of use are changes of use of any other buildings to houses and flats e.g. agricultural barns, offices, shops, former industrial buildings.

Completions by number of bedrooms (2002/03 - 2012/13) (gross)

Not Known: Information not recorded.